Drg no: MPC/IDS/14002212

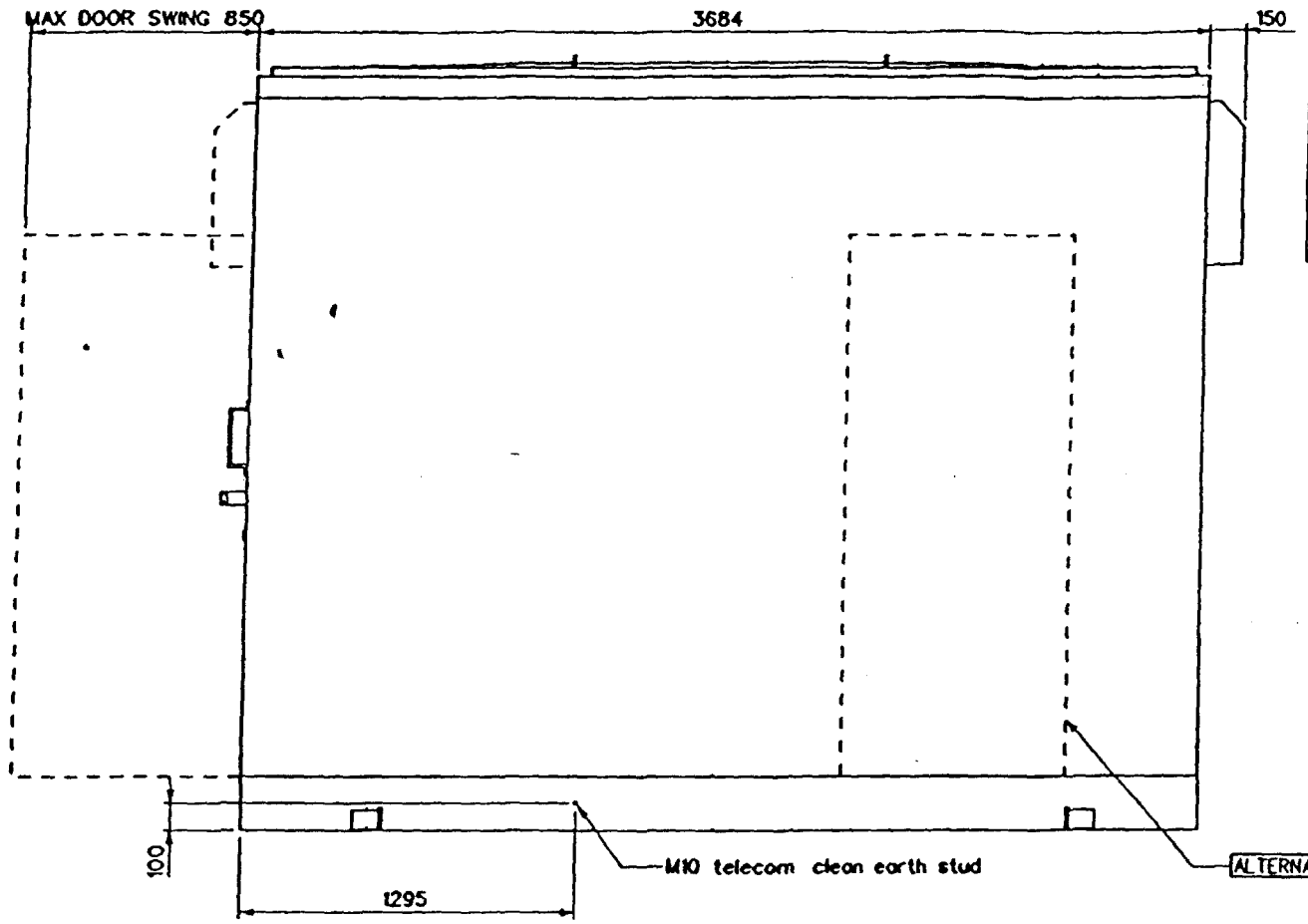

FRONT VIEW

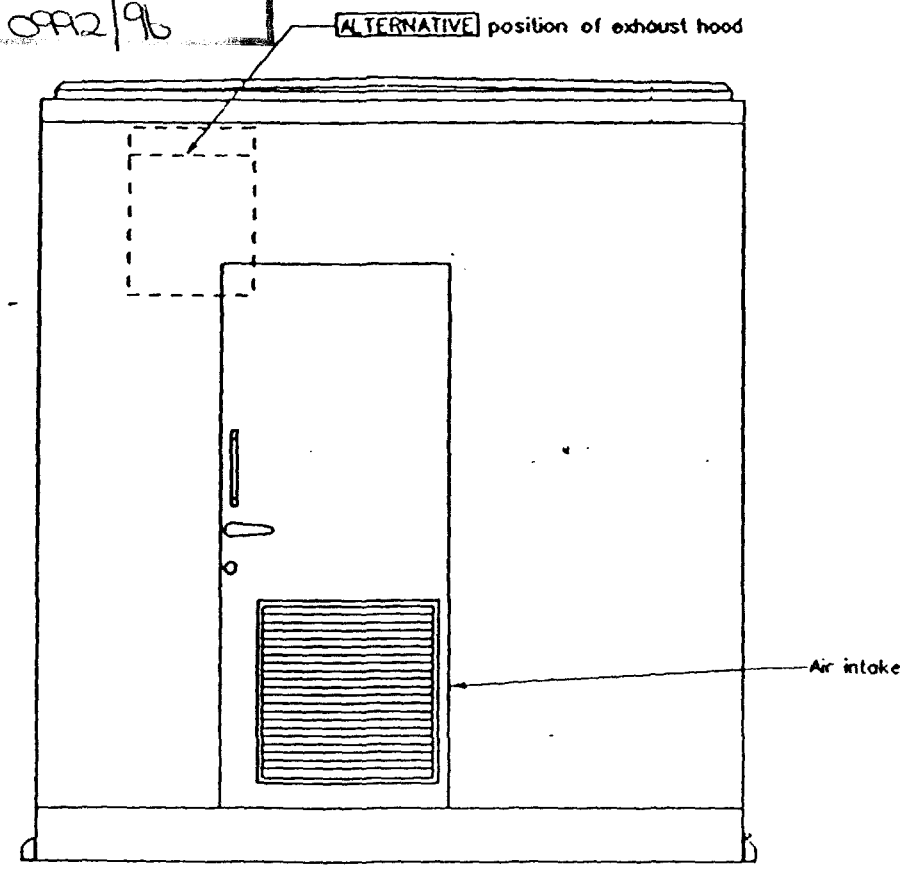

LEFT VIEW

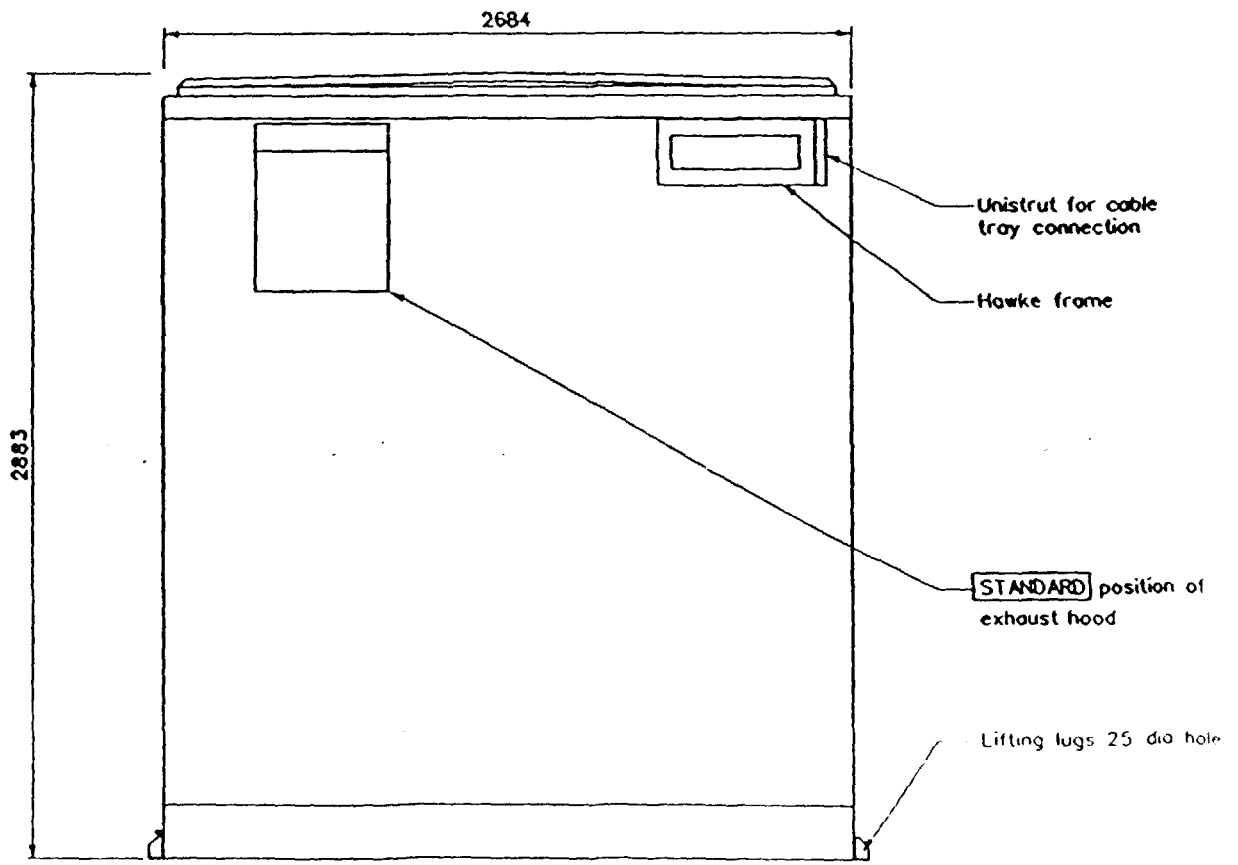

RIGHT VIEW

NOTES

THIS DRAWING SUPERSEDES DRG NO. MPC/IDS/14000704

PURPOSE OF DRAWING :
To show the standard cabin layouts to assist in the production of site specific planning & acquisition drawings & to provide reference information.

1. All dimensions are in mm unless otherwise specified.

ORIGINAL DRAWING A2 SIZE

SCALE (mm)

UNCONTROLLED COPY

ISSUE D	Date 21/9/94	Standard door position amended.
Mn 7358	Approv. AH	
C	Date 20/06/94	Hawke Gland amended. AC aperture deleted. Exhaust hood position amended.
Mn 6656	Approv. PS	
B	Date 01/03/94	Cabin height amended.
Mn 5579	Approv. JB	
A	Date 11/11/93	This drawing supersedes Drg. No. MPC/IDS/14000704.
Mn 4404	Approv. JB	

DETERMINATION

Mercury Personal Communications

A Cable & Wireless / US WEST joint venture.

Mercury Personal Communications is a partnership between Mercury Personal Communications Limited, USW PCN Inc. and MPC (C) Limited.

Elstree Tower, Elstree Way, Borehamwood, Herts. WD6 1DT
Telephone : 081-905-4001 Facsimile : 081-905-4801

Site name & Address:

SITE DESIGN SERVICES

Title:

PORTASILO LARGE CABIN ELEVATIONS

Purpose of issue:

TYPICAL DETAILS

Drawing no:

MPC/IDS/14002212

Cell no

Site no

Issue	Scale	Chk'd	Date
D	1:20		7/11/94
	Drn GJM	Date 01/11/93	Approv AH	Date 21/9/94

© Mercury Personal Communications 1994 This drawing and any information or descriptive matter set out hereon, are the confidential and copyright property of Mercury Personal Communications and must be held in the strictest confidence by the recipient.

Drg No MPC/131F/102

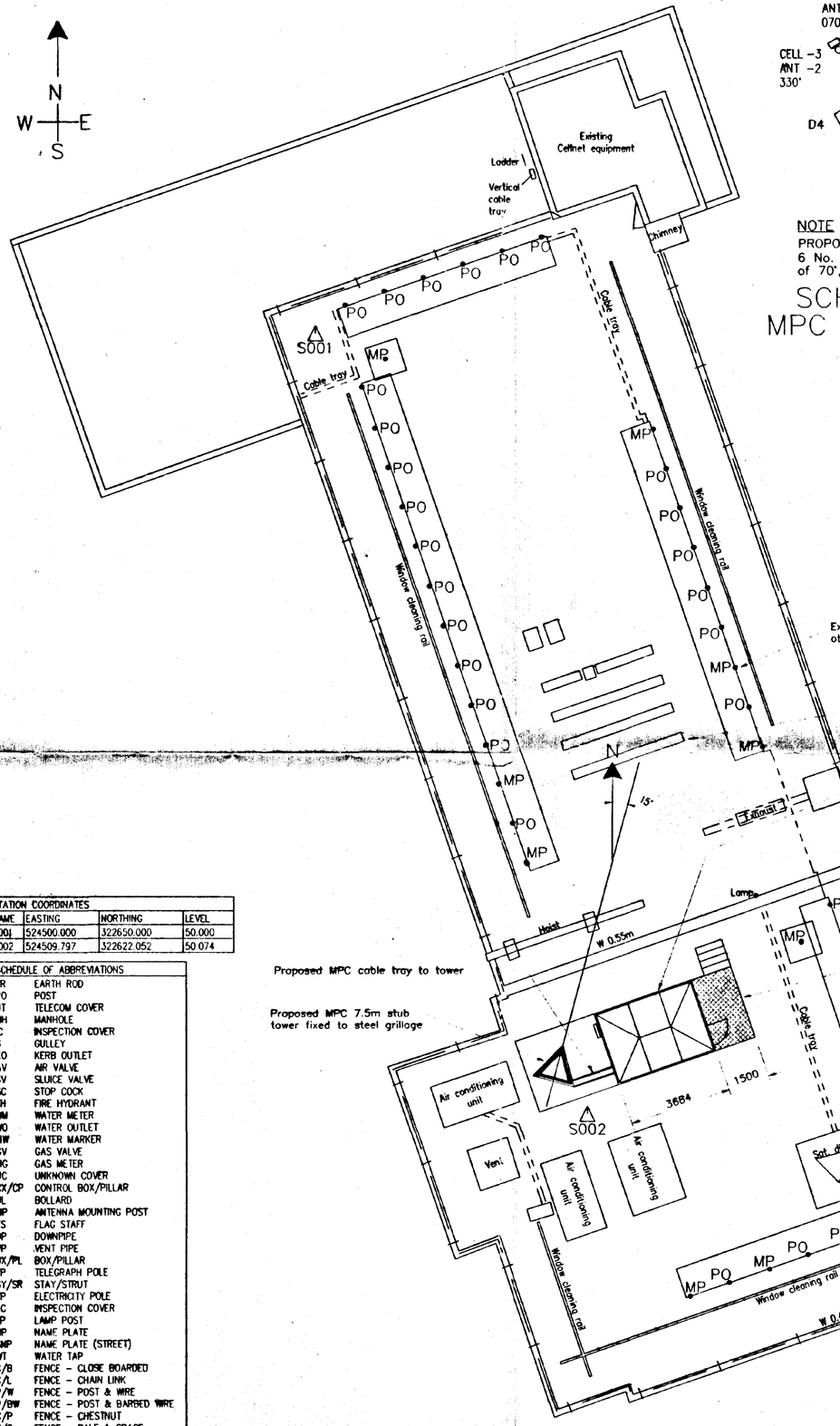

LAYOUT PLAN

Scale 1:100

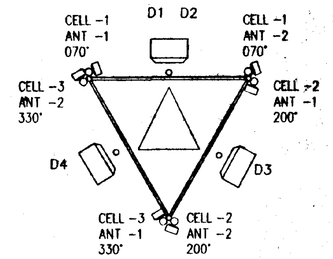

NOTE
PROPOSED ANTENNA DETAILS :
6 No. sector antennas with orientation of 70°, 200° & 330°

SCHEMATIC LAYOUT FOR MPC EQUIPMENT ON TOWER

N.T.S
DETAILS TO BE VERIFIED

STATION COORDINATES			
NAME	EASTING	NORTHING	LEVEL
S001	524500.000	322650.000	50.000
S002	524509.797	322622.052	50.074

SCHEDULE OF ABBREVIATIONS	
ER	EARTH ROD
PO	POST
BT	TELECOM COVER
MH	MANHOLE
IC	INSPECTION COVER
G	GULLEY
KO	KERB OUTLET
AV	AIR VALVE
SV	SLUICE VALVE
SC	STOP COCK
FH	FIRE HYDRANT
WM	WATER METER
WO	WATER OUTLET
MW	WATER MARKER
GV	GAS VALVE
MG	GAS METER
UC	UNKNOWN COVER
CX/CP	CONTROL BOX/PILLAR
BL	BOLLARD
MP	ANTENNA MOUNTING POST
FS	FLAG STAFF
DP	DOWNPIPE
VP	VENT PIPE
BX/PL	BOX/PILLAR
TP	TELEGRAPH POLE
SY/SR	STAY/STRUT
EP	ELECTRICITY POLE
EC	INSPECTION COVER
LP	LAMP POST
NP	NAME PLATE
SNP	NAME PLATE (STREET)
WT	WATER TAP
C/B	FENCE - CLOSE BOARDED
C/L	FENCE - CHAIN LINK
P/W	FENCE - POST & WIRE
P/BW	FENCE - POST & BARBED WIRE
C/P	FENCE - CHESTNUT
P/S	FENCE - PALE & SPACE
P/R	FENCE - POST & RAIL
I/R	FENCE - IRON RAILINGS
C/I	FENCE - CORRUGATED IRON
I/W	FENCE - WATTLE/INTERWOVEN
P/C	FENCE - POST & CHAIN
G/R	FENCE - GUARD RAILS

5243.00m
5247.00m
3228.50m
3224.50m

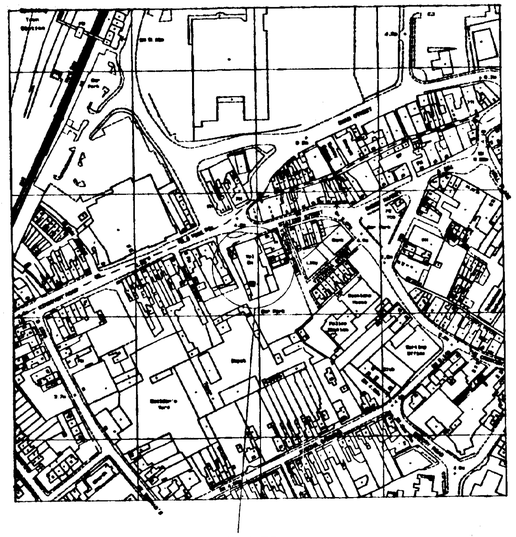

SITE LOCATION PLAN

Plotted 18 Oct 1996 from Ordnance Survey digital data and incorporating surveyed revision available at this date. © Crown Copyright 1996. Reproduced with permission of the Controller of Her Majesty's Stationery Office. © Crown Copyright.
Grid Reference S24500 322650
Scale 1:2500

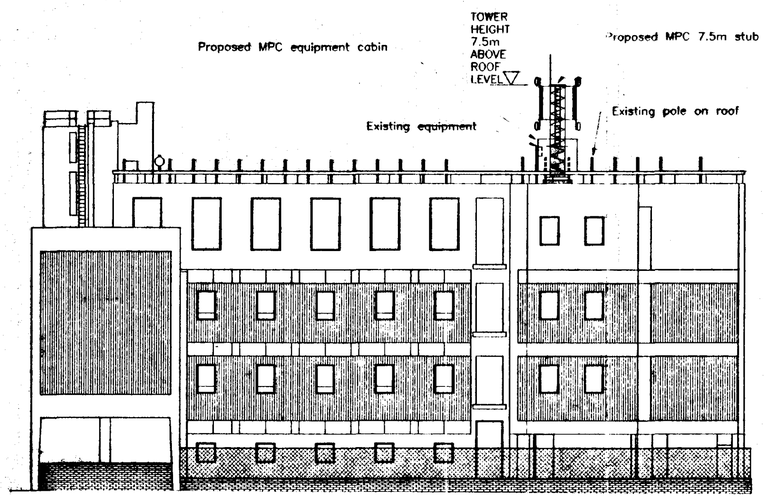

SOUTH WEST ELEVATION

Scale 1:200

SOUTH CAMBRIDGESHIRE DC
HOUSE OF PLANNING
28 OCT 1996
Ref: S/0282/96

NOTES
1.1 Do not scale
1.2 All dimensions are in mm unless otherwise specified.
1.3 Assume all site details are existing unless otherwise specified.

MPC EQUIPMENT

PROPOSED CABIN DETAILS :
MPC Ref : Portasilo Large Cabin
Dimensions : 3700 x 2700 x 2900 high
Material : Steel
Colour : Light grey

PROPOSED TOWER DETAILS :
7.5m REIME JARLSØ A/S tower.
For details refer to Typical Details Package Drg No. 2325-A4 sh.STA-7.5.

PROPOSED ANTENNA DETAILS :
6 No. sector antennas Orientation of 70°, 200° & 330°

PROPOSED DISH DETAILS :

Dish ID	Dish size mm dia	Height m AGL	Bearing ° EGN
D1	600	To be confirmed	To be confirmed
D2	600	To be confirmed	To be confirmed
D3	600	To be confirmed	To be confirmed
D3	600	To be confirmed	To be confirmed

Rev	Date / Approv.	
	Date	
Rev	Approv.	
	Date 22/10/96	Cabin and Tower revised.
Rev A	Approv. CB	
	Date 18.10.96	First Issue
Rev	Approv. RR	

Mercury Personal Communications
A Cable & ... joint venture

ERICSSON

EASTERN ELECTRICITY contracting
Blackstone Road
Stukeley Meadows Ind. Est.
Huntingdon, Cambridgeshire
PE18 6EF
Tel: (01480) 445875
Fax: (01480) 445866

Morrison Construction Limited

WS Atkins Consultants Ltd.
Woodcote Grove, Ashley Road, Epsom, Surrey KT18 5BW
Tel 01372 726000 Fax 01372 740032

Site name & Address:
BT Exchange Building
Winsover Road
Splading
Lincs. PE11 1BG

DETERMINING PLAN

Title:
SITE LAYOUT

Purpose of issue:
FOR PLANNING

Drawing no:
MPC/96282/102

Cell no: 96282
Site no: 131

Issue:	Scale:	Ch'd:	Date:
A	AS SHOWN	RR	18/10/96
	Drn: LM Date: 18/10/96	Approv. RR	Date: 18/10/96

O:\131F\102.DWG

©Mercury Personal Communications 1995 This drawing and any information or descriptive matter set out hereon, are the confidential and copyright property of Mercury Personal Communications and must be held in the strictest confidence by the recipient and must not be loaned, or disclosed to any third party or copied or used for manufacturing, tendering or any other purpose without Mercury Personal Communications prior written consent.

Size A1(841mm x 594mm).