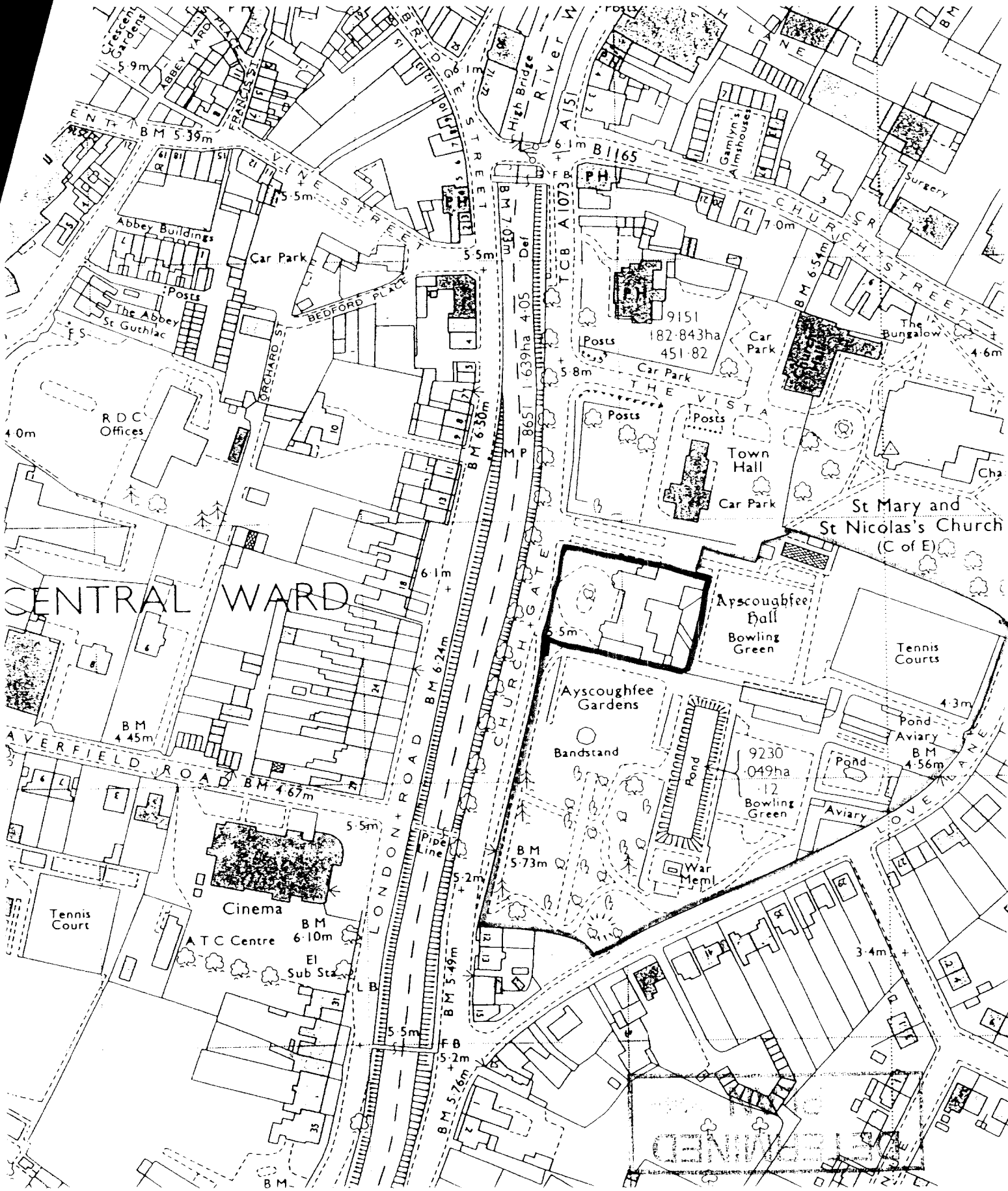

Ayscoughfee Hall
SPALDING
LOCATION PLAN
Scale 1:2500

Planning
17 SEP 2002
10 34 02

Reproduced from the Ordnance Survey Map
With the permission of the Stationery Office
© Crown Copyright
Anderson and Glenn, Boston PE20 1RQ
Licence No AR/370533

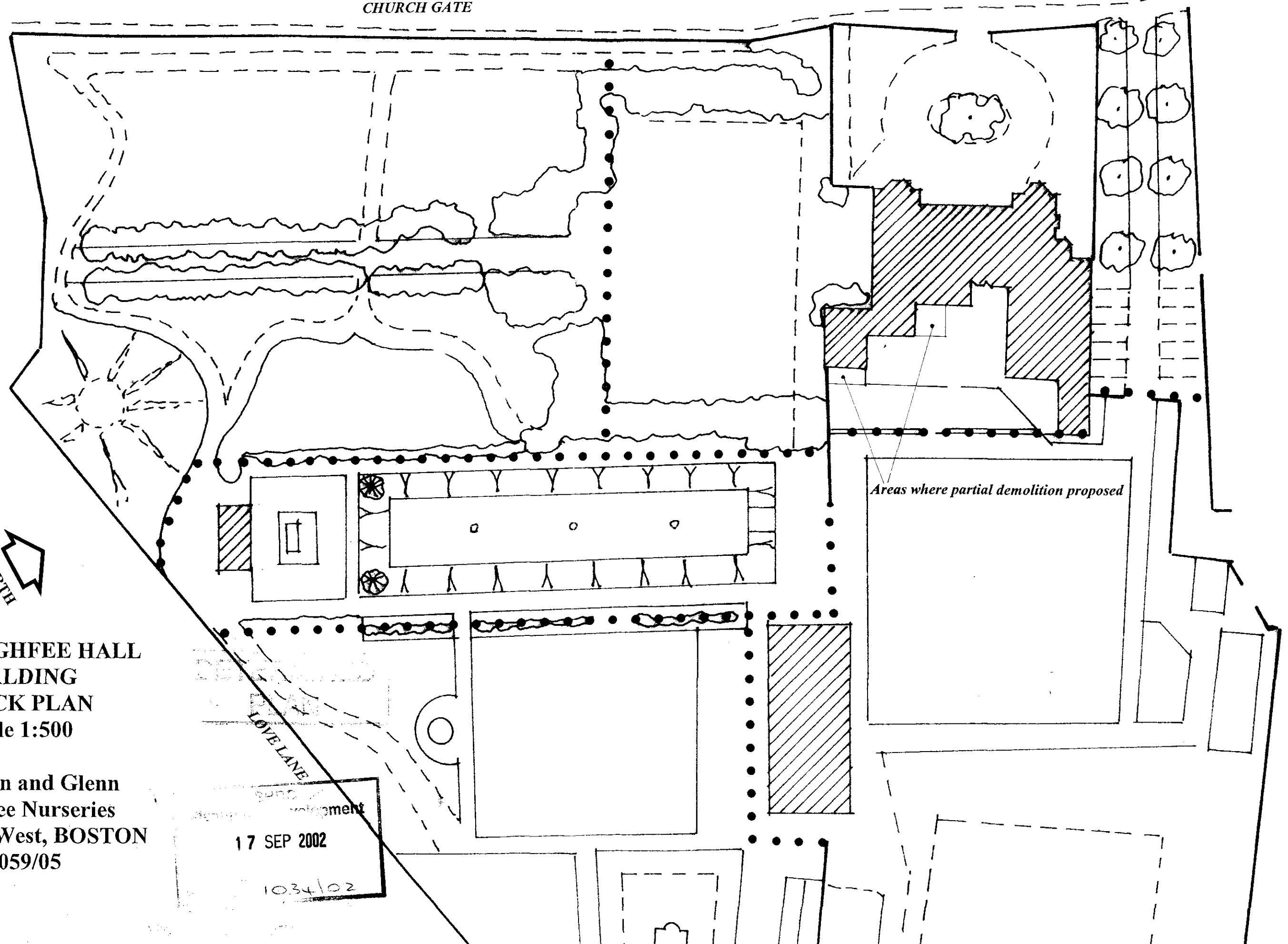

AYSCOUGHFEE HALL
SPALDING
BLOCK PLAN
Scale 1:500

Anderson and Glenn
Yew Tree Nurseries
Frampton West, BOSTON
A/059/05

North wing, cellar

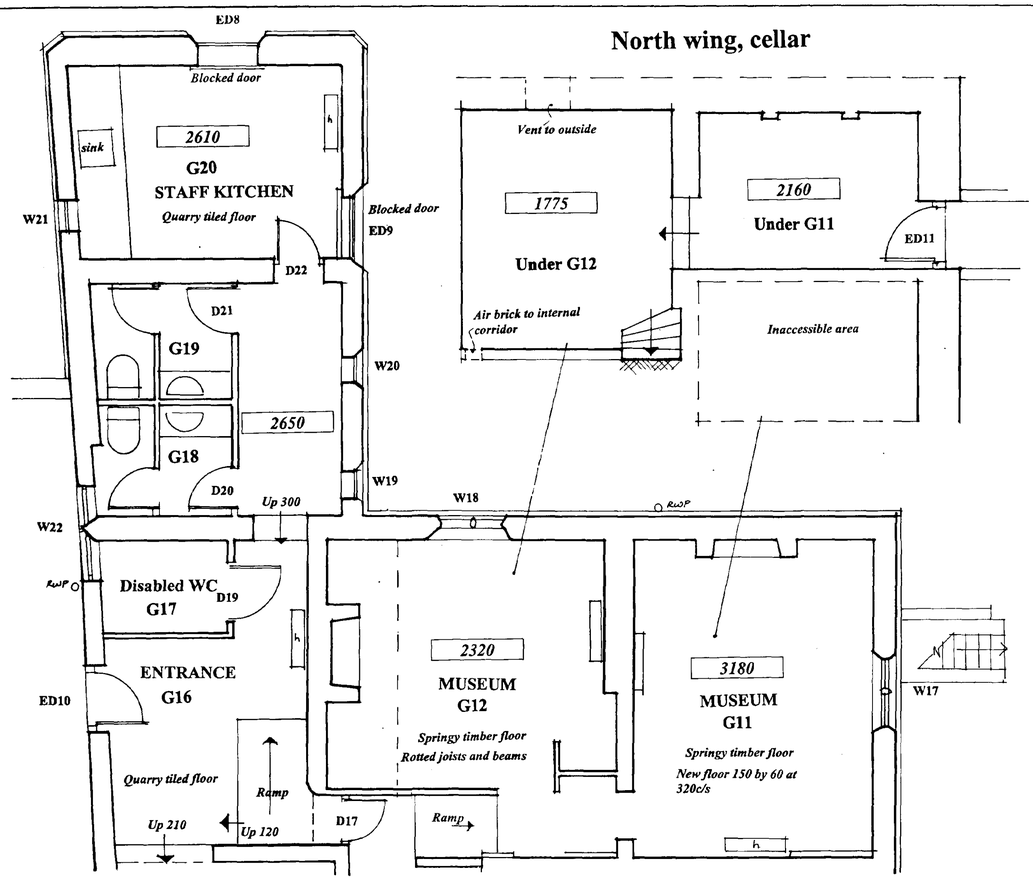

North wing, ground floor

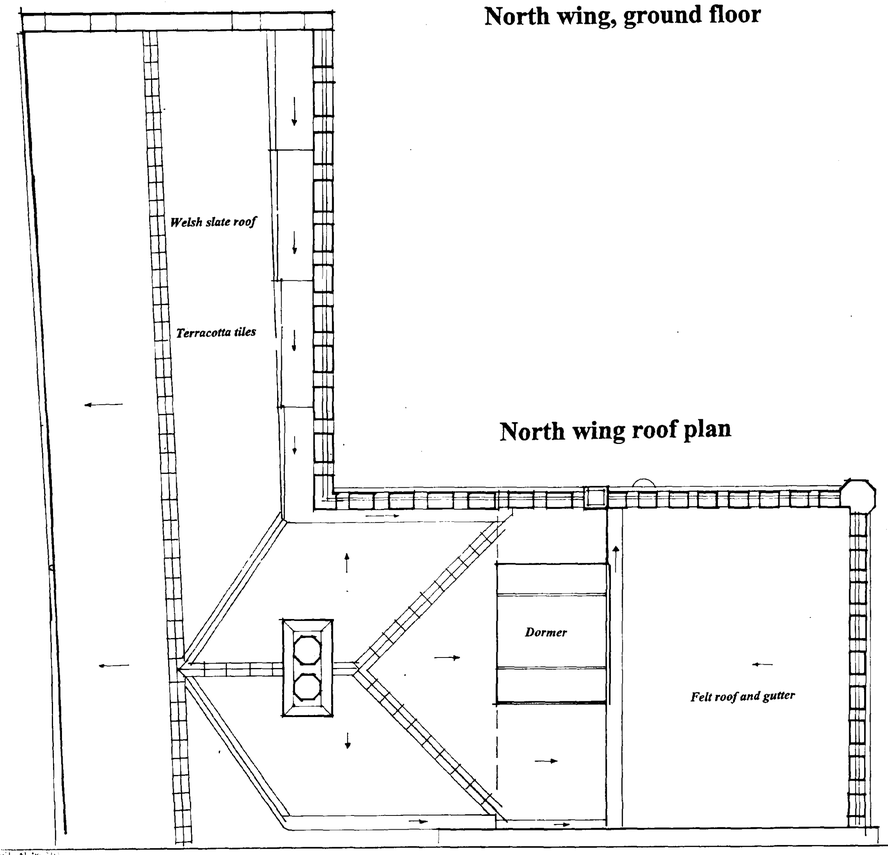

North wing roof plan

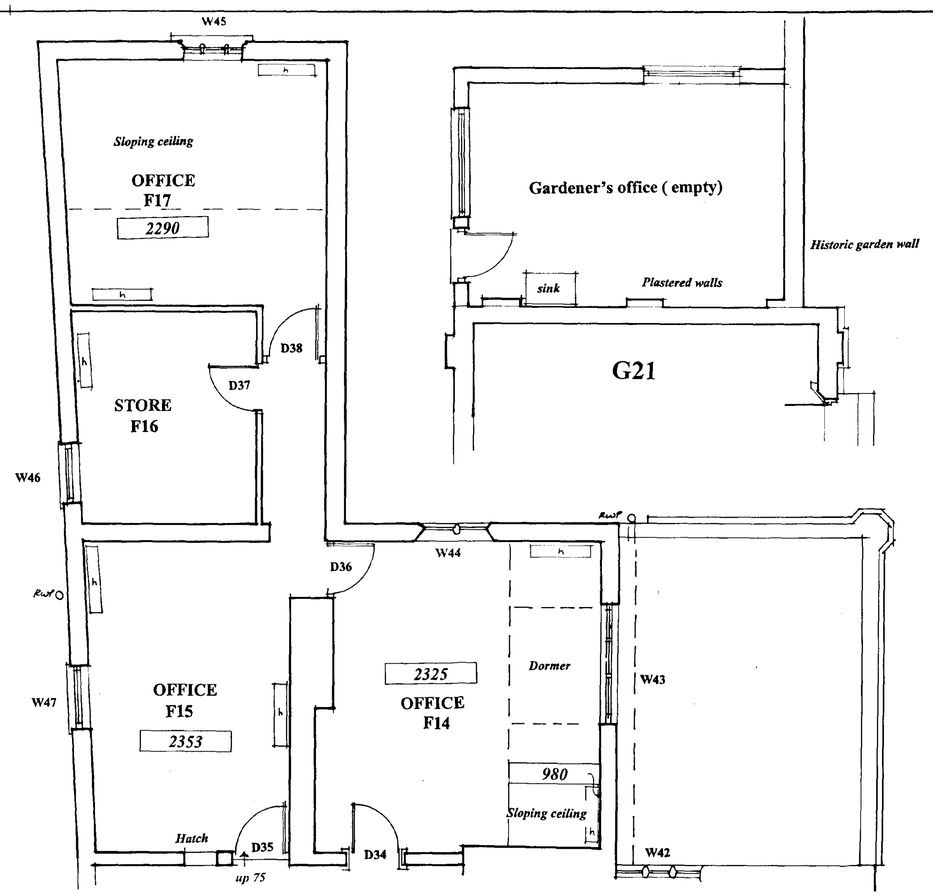

North wing, first floor

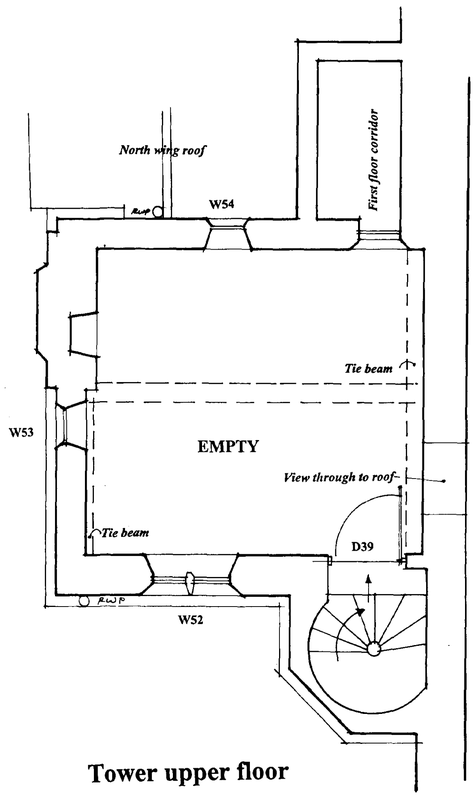

Tower upper floor

NOTES.

All dimensions must be checked on site and not scaled from this drawing.

Drawings based on previous survey information Supplied by South Holland District Council, with basic dimensions verified on site.

Refer to A/059/04 for roof plan.

A		
	Date	Revisions

© Copyright

Anderson and Glenn
Architectural and Landscape Consultancy
Yew Tree Nurseries
Frampton West
BOSTON PE20 1RQ

Tel: 01205 724047
Fax 01205 723792
www.andersonandglenn.com

Client
South Holland District Council

Job Title
Ayscoughfee Hall
SPALDING

Drawing Title
EXISTING CONTINUATION FLOOR PLANS

Scale **1:50**

Date **July 2002** | Drawn by

Issued for LBC 09/09/2002.

Drg. No. **A/059/03** | Rev.

SHDC
Planning & Development
17 SEP 2002
Ref 1334/02
DETERMINED PLAN

A PRODUCT OF THE LINO RANGE

594 x 841mm A1

NOTES:

All dimensions must be checked on site and not scaled from this drawing.

Stack with stone flues

Dormer

Terracotta hips

Terracotta ridges

Welsh slate

Missing battlement coping

UPVC guttering

lead hopper

Welsh slate

Concrete hips and ridges

Polycarbonate Rooflight

Felt roof in poor condition

UPVC guttering

Large brick stack

Octagonal stack

lead hopper

Cast iron hopper

Capped chimney stack

Polycarbonate Rooflight

lead hopper

Asphalt

Welsh slate

Grey glazed ridge tiles

Copper Roof

Missing battlement coping

lead hopper

Fragile corner to pierced battlemented parapet.

hatch

Felt roof in poor condition

Grey glazed ridge tiles

Grey glazed ridge tiles

Welsh slate

Slipped slates

Inadequate over long lead gutter sections

Tie rod to stone crest

Slipped slates

Capped chimney stack

lead hopper

lead hopper

Asphalt

lead hopper

Lead roof

Lead roof all in one piece

Lead roof

Lead roof all in one piece

lead hopper

Drawings based on previous survey information Supplied by South Holland District Council, with basic dimensions verified on site. Details of hidden gutters will be confirmed once safe access from scaffolding is available. For Continuation See A/059/03

A		
	Date	Revisions

© Copyright

Anderson and Glenn
Architectural and Landscape Consultancy
Yew Tree Nurseries
Frampton West
BOSTON PE20 1RQ

Tel: 01205 724047
Fax 01205 723792
www.andersonandglenn.com

Client
South Holland District Council

Job Title
Ayscoughfee Hall SPALDING

Drawing Title
EXISTING ROOF PLAN

DETERMINED PLAN

SHDC Planning & Development
17 SEP 2002
File 1034/02

Scale **1:50**

Date **July 2002** | Drawn by

Issued for LBC 09/09/2002.

Drg. No. **A/059/04** | Rev.

A1

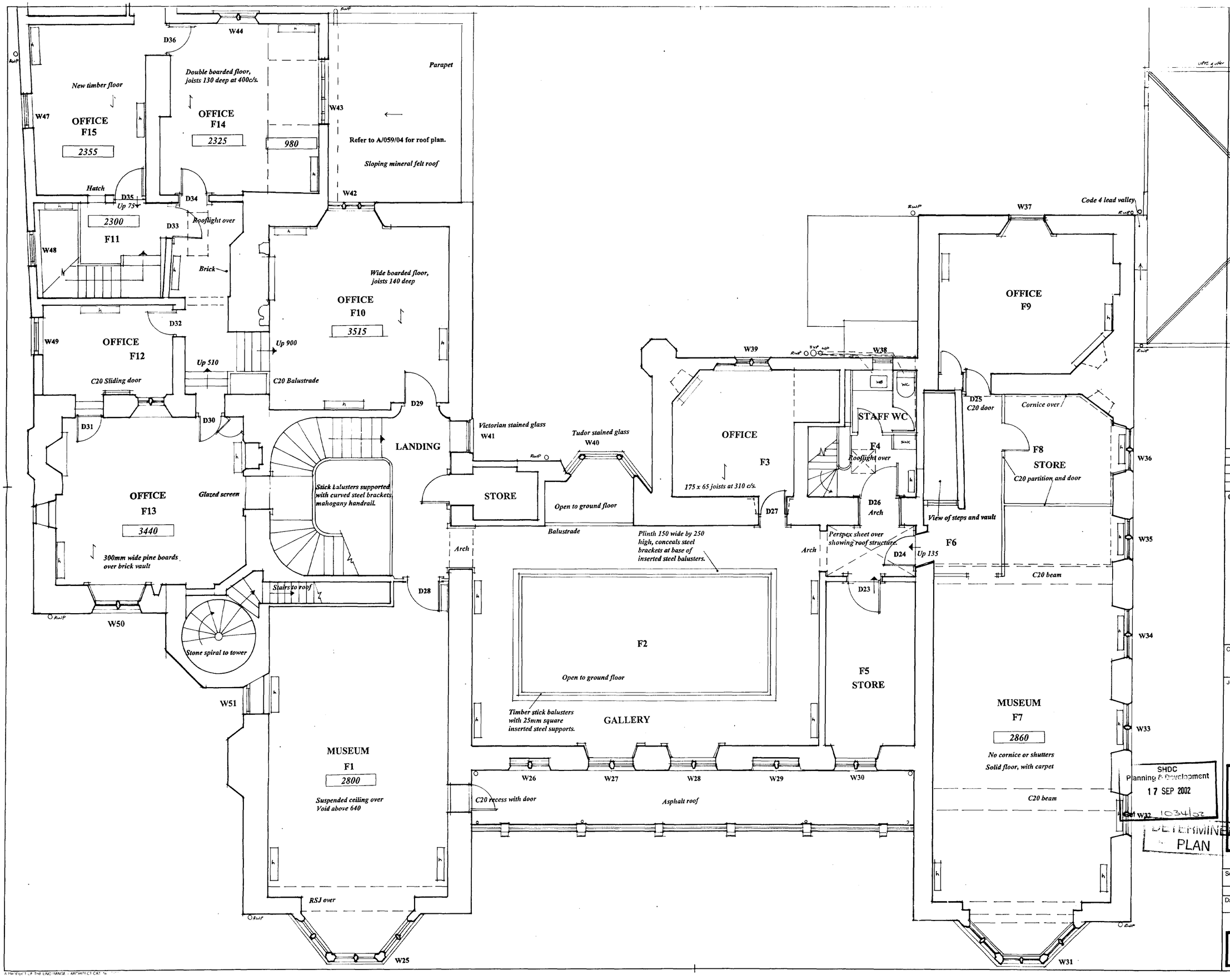

NOTES:
All dimensions must be checked on site and not scaled from this drawing.

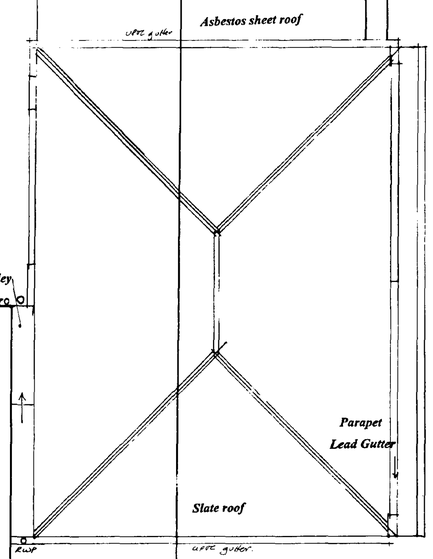

For continuation sheet refer to A/059/03

Drawings based on previous survey information Supplied by South Holland District Council, with basic dimensions verified on site.

A		
	Date	Revisions

© Copyright

Anderson and Glenn
Architectural and Landscape Consultancy
Yew Tree Nurseries
Frampton West
BOSTON PE20 1RQ

Tel: 01205 724047
Fax 01205 723792
www.andersonandglenn.com

Client: South Holland District Council

Job Title: Ayscoughfee Hall SPALDING

Drawing Title: EXISTING FIRST FLOOR PLAN

Scale: 1:50

Date: July 2002 | Drawn by:

Issued for LBC 09/09/2002.

Drg. No.: A/059/02 | Rev.:

SHDC Planning & Development 17 SEP 2002 Ref 1034/02

DETERMINED PLAN

A PRODUCT OF THE LINO RANGE - ARCHITECT CAT. No.

594 x 841mm A1

NOTES
All dimensions must be checked on site and not scaled from this drawing.

G17 DISABLED WC
Up 300
D19
C20 Quarry tiles
ED10
G16
2305
Ramp
Up 210
Up 120
2185
G15
D18
Services
W23
W22
W18
Timber floor, 160x75 joists @ 400c/s.
MUSEUM G12
2320
New timber floor with 150 x 60 joists at 320c/s.
MUSEUM G11
3180
Up From Cellar
W17
C20 door D17
Ramp
G13
Brick Floor
Cast iron stoves behind boarded panel.
W16
MUSEUM G10
3470
Solid floor, carpeted
Up 60
ED7
Modern glazed screen
STORE G14
2240
W24
D16
1100
2700
UNDERCROFT
Brick vaults over
3600
Stair screen with curtained opening.
G9 STAIR HALL
D14
W15
W14
Glazed 'cut out' at low level, 1600 by 480 high
D15 STORE
Remains of brick vault
Surface water drain
Foul water drain
OFFICE G2
3640
Concrete platform
Up 140
Stone flags
G3 REAR HALL
3340
D9
Arch
3370
Recess
Piers
Reception desk
ENTRANCE HALL G1
Diamond set flags
Rectangular flags
Aluminium secondary doors
Seat
Seat
Arch
D10
Stone paving
D2
Up 40
D1
C20 art stone paving
Early blocked opening
Elec and alarms
G7 STORE
Timber beam over
W13
ED6
Concrete floor
Up
Up
D8
WCS
M
F
Original brickwork cement rendered
W12
Blocked window
Remains of brick vault
MUSEUM G4
3320
Fireplace
Up 40
D5
Panelling
Fireplace
LIBRARY G5
Parquet floor
Coffered ceiling
Bookcases
Arch
Bookcases
Up 40
D4
D3
Sliding doors with mirror
W11
W10
W9
Curved shutters
Decorative rails over
Mirror
W8
W7
Fire place
MUSEUM G6
3485
Parquet floor
Mirror
W6
Original brickwork cement rendered
sink
GARDEN OFFICE
sink
RESOURCE/MEETING ROOM G21
ED5
C20 double doors
Domed ceiling over and oval centrepiece
ED4
C20 double doors
C20 wood strip floor
D6
D7
ED1
Stone spiral
D13
Decorative arch and piers
D12
D11
MUSEUM G8
3520
Timber planked floor
Fire place
Up 110
ED2
W2
W3
Stone flags
Up 180
ED3
Up 180
W4
W5
MAIN ENTRANCE
Modern cupboards
W1

For continuation sheet refer to A/059/03

Drawings based on previous survey information Supplied by South Holland District Council, with basic dimensions verified on site.

A		
	Date	Revisions

© Copyright

Anderson and Glenn
Architectural and Landscape Consultancy
Yew Tree Nurseries
Frampton West
BOSTON PE20 1RQ
Tel: 01205 724047
Fax 01205 723792
www.andersonandglenn.com

Client: South Holland District Council

Job Title: Ayscoughfee Hall SPALDING

SHDC Planning Development 17 SEP 2002 DETERMINED PLAN

Drawing Title: EXISTING GROUND FLOOR PLAN

Scale: 1:50

Date: July 2002 | Drawn by:

Issued for LBC 09/09/2002.

Drg. No: A/059/01 | Rev:

A1

NORTH ELEVATION

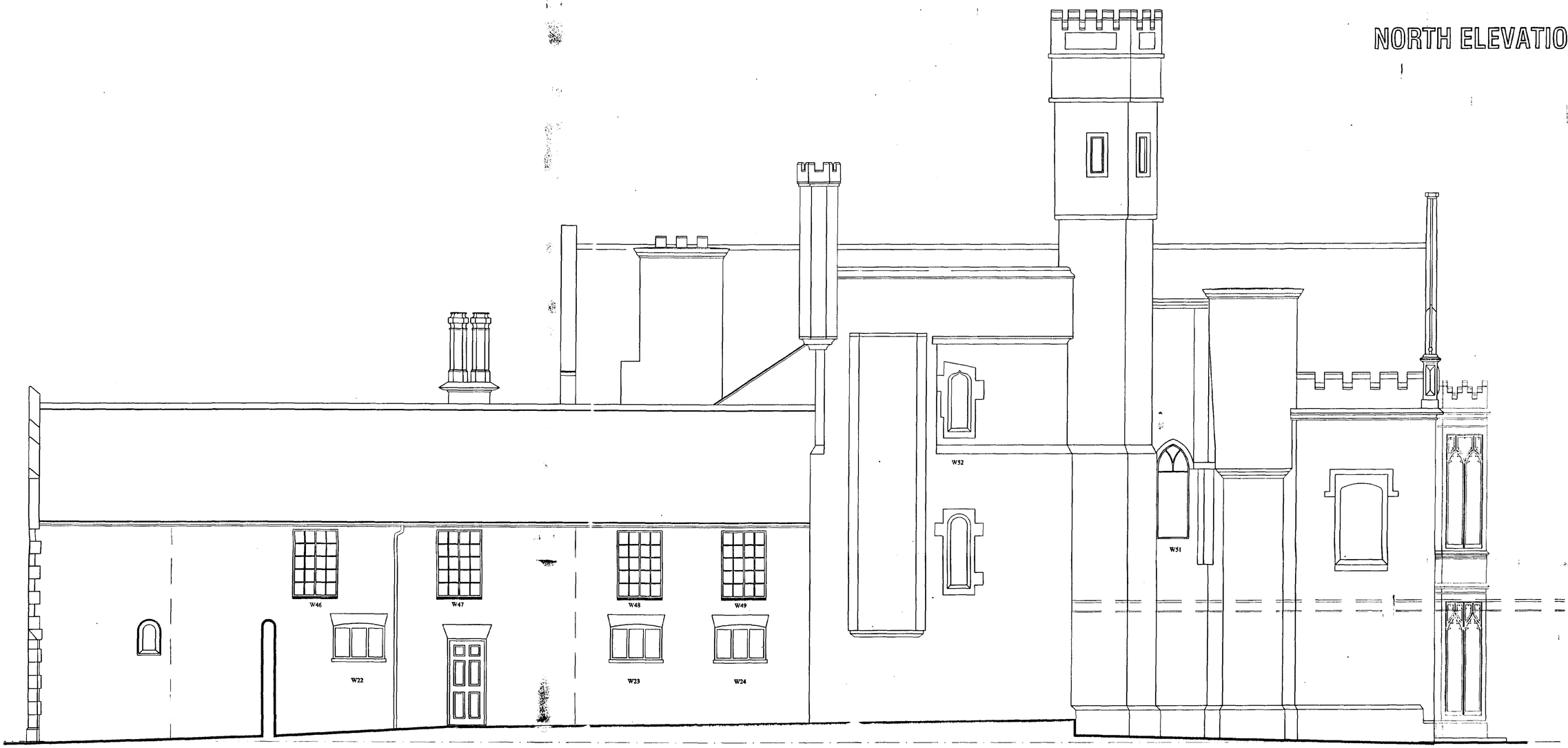

COUNCIL OFFICES
PRIORY ROAD
SPALDING
PE11 2XE

Tel: (01775) 761161
Fax: (01775) 711253

Chris Shropshire Chief Executive
Terry Huggins Director of Customer Services
Bob Adlow Director of Corporate Services

SOUTH HOLLAND DISTRICT COUNCIL

DETERMINED
PLAN

SHDC
Planning & Development
17 SEP 2002
Ref 1034/02

contact:
Mike Chapman

project
AYSCOUGHFEE HALL
Churchgate
Spalding, Lincolnshire

client
South Holland District Council

drawing
ELEVATIONS
NORTH

date	scale(s)
August 2002	1/50
drawn by	checked
Peter Lithgow	M Chapman
job no	drawing no
02/24	07

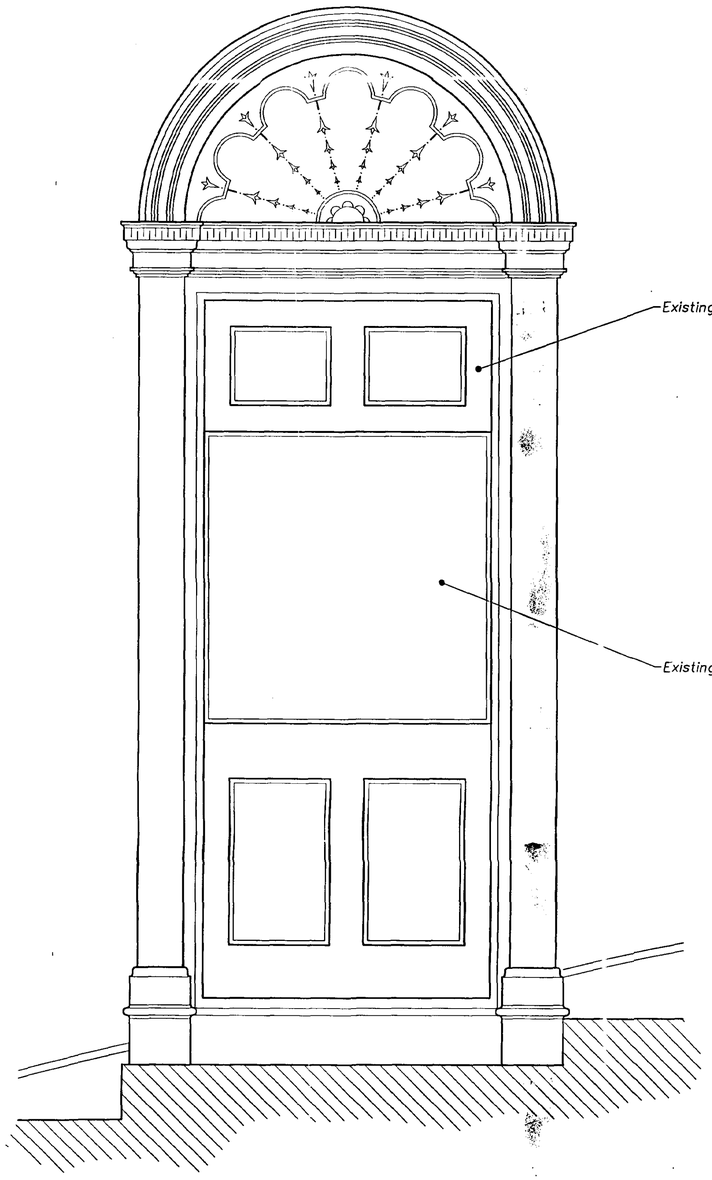

Existing

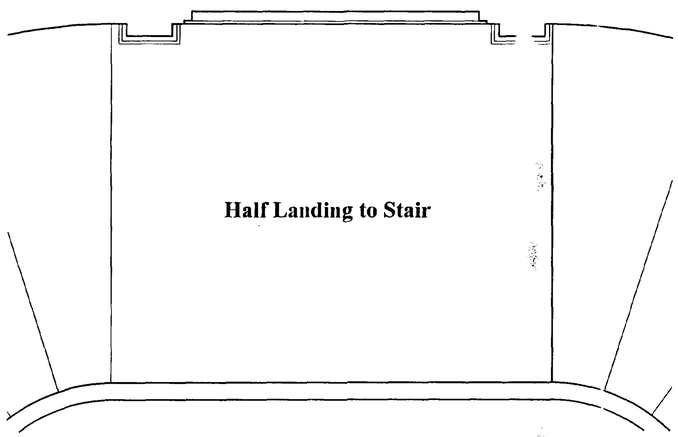

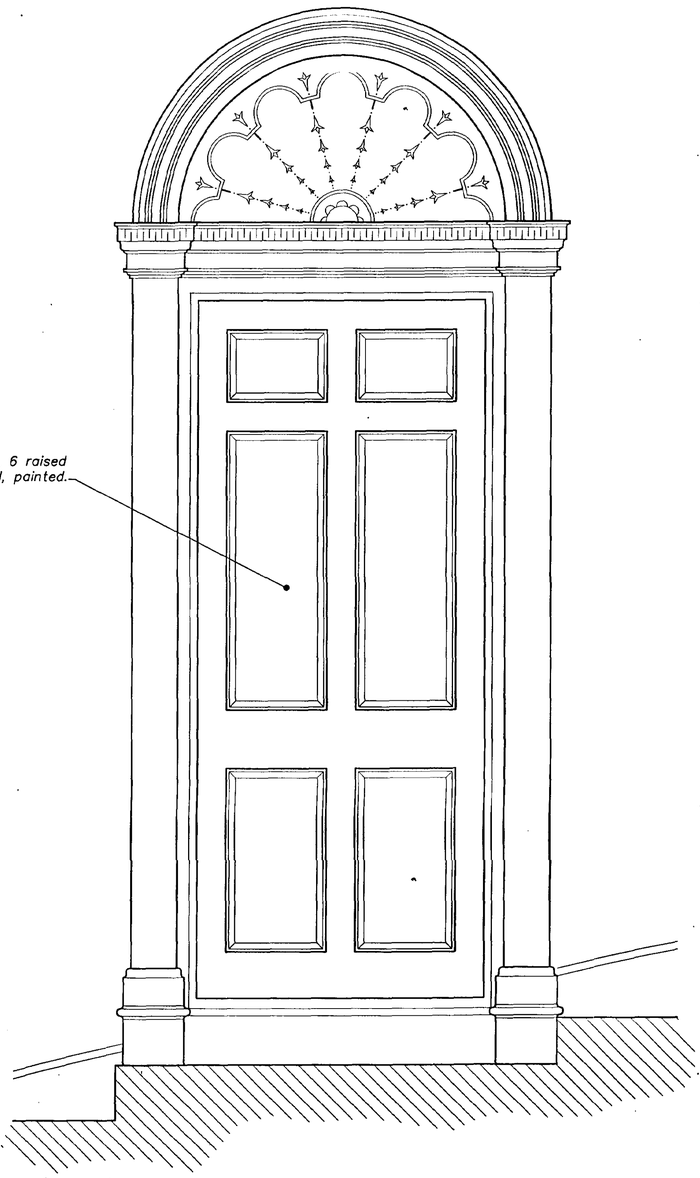

Proposed

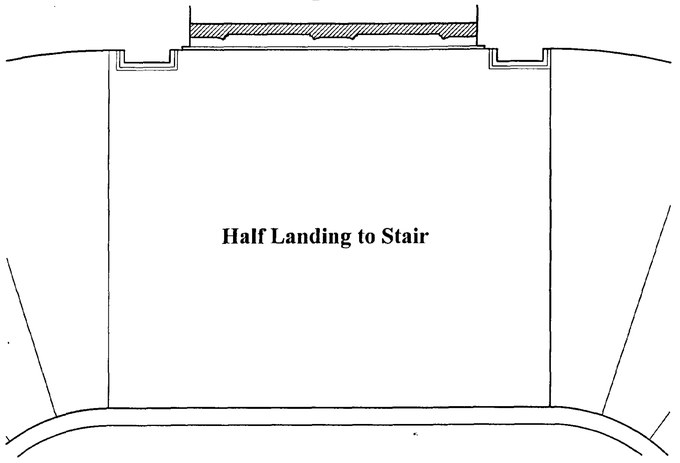

NOTES :

All dimensions must be checked on site and Scaled from this drawing.

	Date	Revisions

© Copyright

Anderson and Glenn
Architectural and
Landscape Consultancy
Yew Tree Nurseries
Frampton West
BOSTON PE20 1RQ

Tel : 01205 724047
Fax : 01205 723792
www.andersonandglenn.com

Client: South Holland District Council

Job Title: Ayscoughfee Hall Spalding

Drawing Title: Doorway To Landing

DETERMINED PLAN
Ref 1032/02

Scale: 1:10 @ A1

Date: Sept 2002 | Drawn by: M. Anderson

Drg. No.: A/059/26 | Rev.:

FRONT ELEVATION



DETERMINED
PLAN

Planning Department
17 SEP 2002
Ref. 1031/02

COUNCIL OFFICES
PRIORY ROAD
SPALDING
PE11 2XE

Tel: (01775) 761161
Fax: (01775) 711253

Chris Bingham — Chief Executive
Terry Huggins — Director of Customer Services
Bob Atkins — Director of Corporate Services

SOUTH HOLLAND DISTRICT COUNCIL

Contact
Mike Chapman

project
AYSCOUGHFEE HALL
Churchgate
Spalding, Lincolnshire

client
South Holland District Council

drawing
ELEVATIONS
WEST

date	scale(s)
July 2002	1:50
drawn by	checked
Peter Lithgow	M Chapman
job no	drawing no
02/24	02

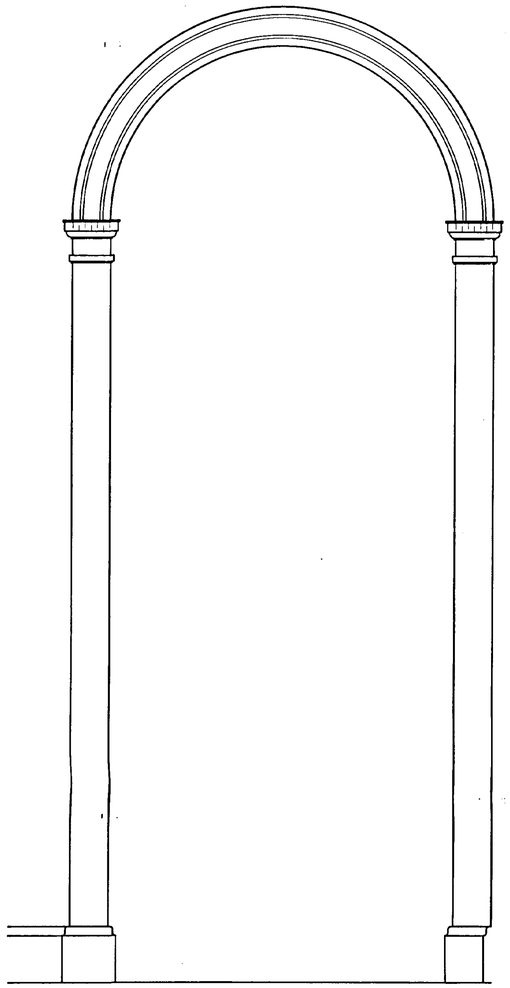

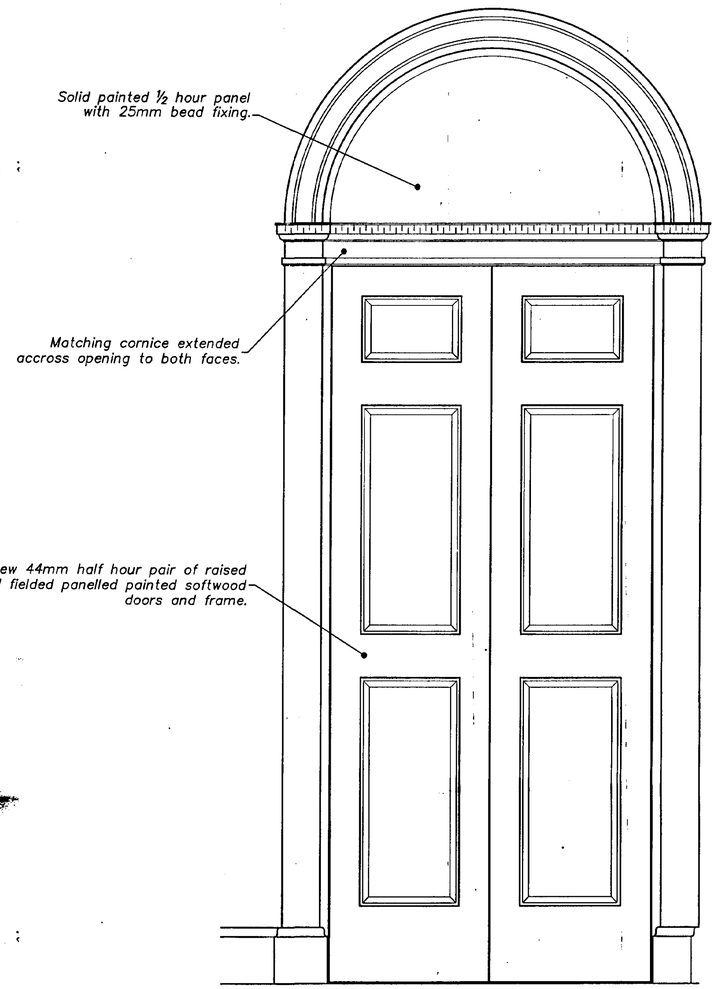

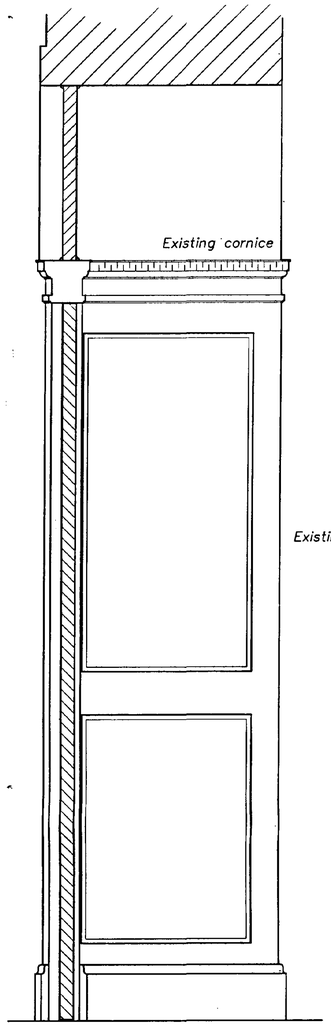

FIRST FLOOR LANDING

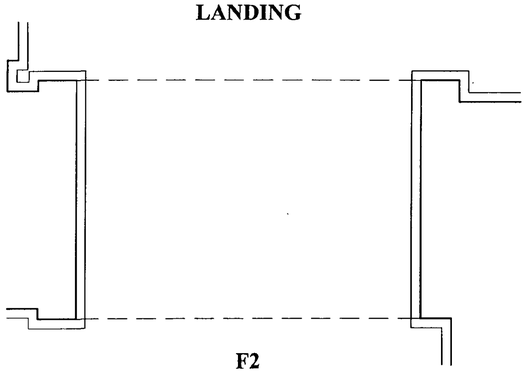

F2

Existing

FIRST FLOOR LANDING

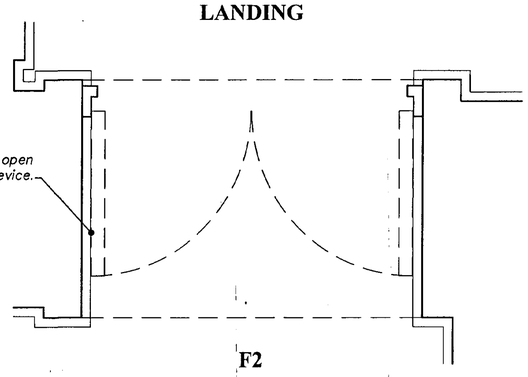

F2

Proposed

DETERMINED PLAN

SHDC Planning & Development 16 OCT 2002 Ref 1034/02

NOTES :

All dimensions must be checked on site and Scaled from this drawing.

Date	Revisions

© Copyright

Anderson and Glenn
Architectural and Landscape Consultancy
Yew Tree Nurseries
Frampton West
BOSTON PE20 1RQ

Tel : 01205 724047
Fax : 01205 723792
www.andersonandglenn.com

Client: South Holland District Council

Job Title: Ayscoughfee Hall Spalding

Drawing Title: Arch Doorway To F2

Scale: 1:10 @ A1

Date: Sept 2002

Drawn by: M. Anderson

Drg. No.: A/059/28

Rev.:

EAST ELEVATION



COUNCIL OFFICES
PRIORY ROAD
SPALDING
PE11 2XE

Tel: (01775) 761181
Fax: (01775) 711253

Chris Simpkins Chief Executive
Terry Huggins Director of Customer Services
Bob Adlow Director of Corporate Services

SOUTH HOLLAND DISTRICT COUNCIL

DETERMINED
PLAN

Planning Department
17 SEP 2002
Ref 1034/02

Contact:
Mike Chapman

project
AYSCOUGHFEE HALL
Churchgate
Spalding, Lincolnshire

client
South Holland District Council

drawing
ELEVATIONS
EAST

date	scale(s)
July 2002	1/50
drawn by	checked
Peter Lithgow	M Chapman
job no	drawing no
02/24	04A

AMENDMENTS

A 05.09.2002 Castellation detail added and waste pipe arrangement shown where previously obscured by creeper

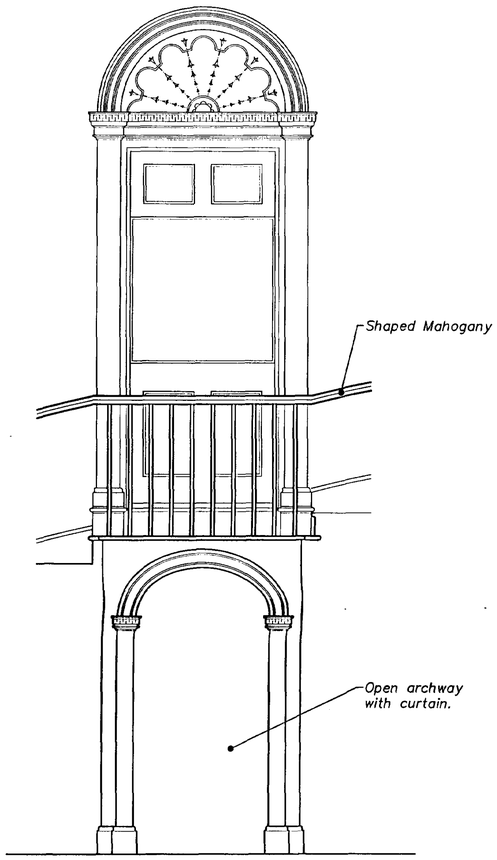

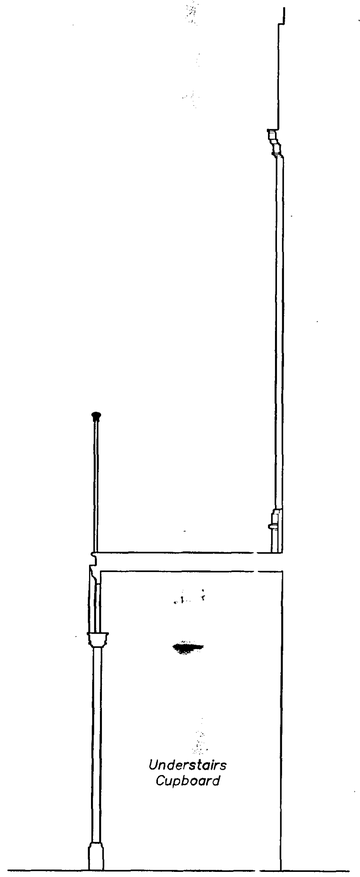

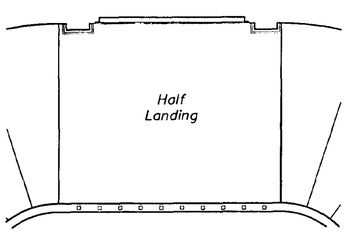

G9

Existing

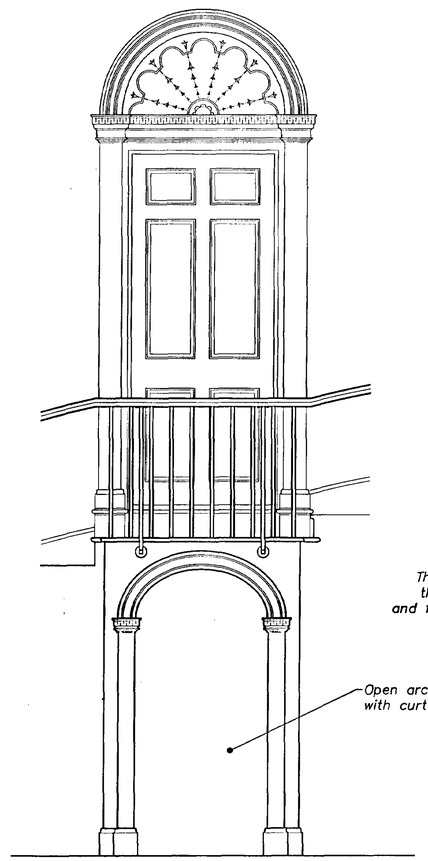

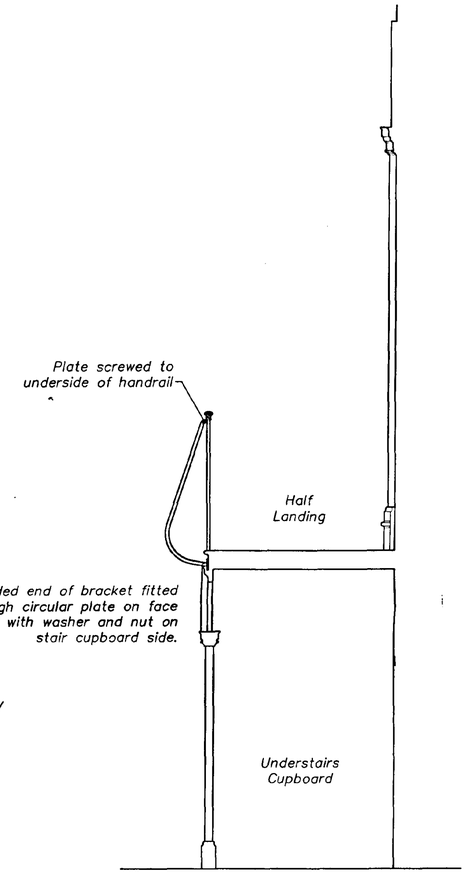

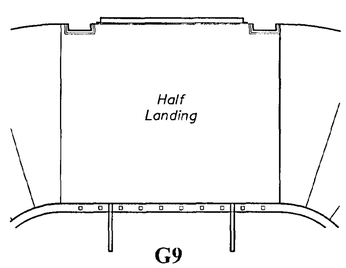

G9

2 shaped steel brackets, blacksmith made to match existing brackets on top landing balustrade.

Proposed

NOTES :

All dimensions must be checked on site and Scaled from this drawing.

Date	Revisions

© Copyright

Anderson and Glenn
Architectural and Landscape Consultancy
Yew Tree Nurseries
Frampton West
BOSTON PE20 1RQ

Tel : 01205 724047
Fax : 01205 723792
www.andersonandglenn.com

Client: South Holland District Council

Job Title: Ayscoughfee Hall Spalding

Drawing Title: Stair Balustrade Supports

Scale: 1:20 @ A1

Date: Sept 2002

Drawn by: M. Anderson

Drg. No.: A/059/31

Rev.:

DETERMINED PLAN

16 OCT 2002
1034/02

SOUTH ELEVATION



DETERMINED
Plan
17 SEP 2002
Ref

COUNCIL OFFICES
PRIORY ROAD
SPALDING
PE11 2XE

Tel: (01775) 761161
Fax: (01775) 711253

Chris Simpkins Chief Executive
Terry Huggins Director of Customer Services
Bob Atkins Director of Corporate Services

SOUTH HOLLAND DISTRICT COUNCIL

Contact
Mike Chapman

project
AYSCOUGHFEE HALL
Churchgate
Spalding, Lincolnshire

client
South Holland District Council

drawing
ELEVATIONS
SOUTH

date	scale(s)
July 2002	1/50
drawn by	checked
Peter Lithgow	M Chapman
job no	drawing no
02/24	03

SOUTH ELEVATION - PARTIAL



AMENDMENTS

A 05.09.2002 Castellation detail added where previously obscured by creeper

DETERMINED
PLAN

SHDC
Planning & D... ...nt
17 SEP 2002
Ref 1034/02

COUNCIL OFFICES
PRIORY ROAD
SPALDING
PE11 2XE

Tel (01775) 761161
Fax (01775) 711253

Chris Simpkins Chief Executive
Terry Huggins Director of Customer Services
Bob Atkins Director of Corporate Services

SOUTH HOLLAND DISTRICT COUNCIL

Contact
Mike Chapman

project
AYSCOUGHFEE HALL
Churchgate
Spalding, Lincolnshire

client
South Holland District Council

drawing
ELEVATIONS
SOUTH - PARTIAL FROM HERB GARDEN

date	scale(s)
August 2002	1/50
drawn by	checked
Peter Lithgow	M Chapman
job no	drawing no
02/24	06A

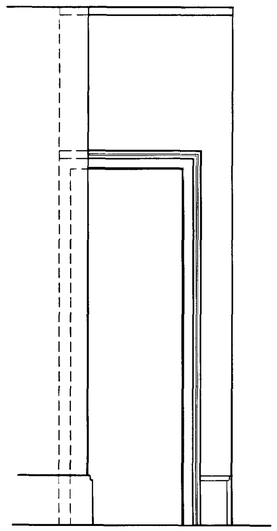

Elevtion from G3

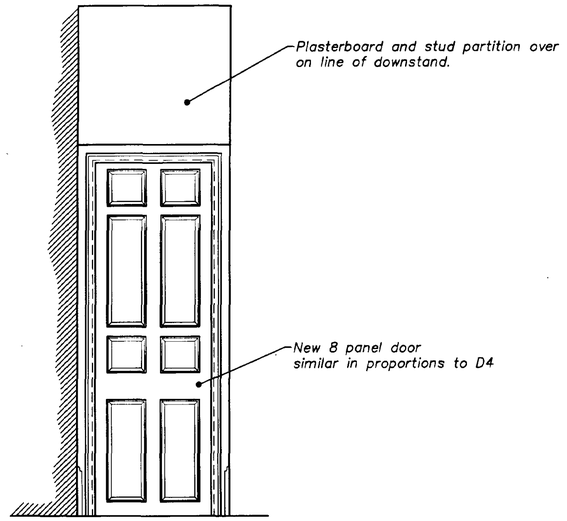

Elevtion from G3

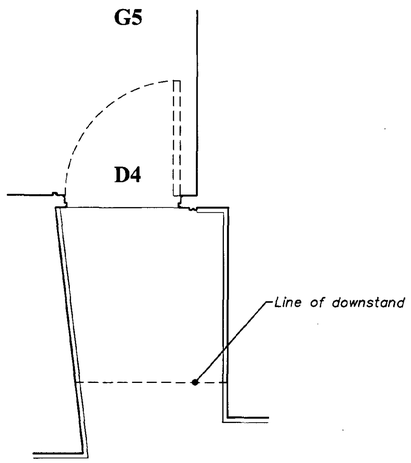

Existing

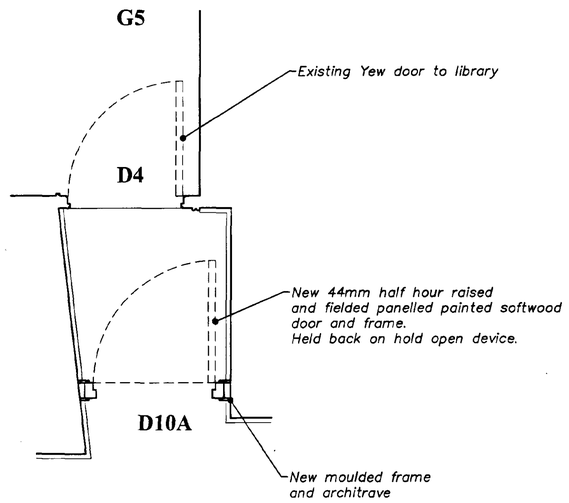

Proposed

DETERMINED PLAN

Planning & Development
16 OCT 2002
Ref 1034/02

NOTES :

All dimensions must be checked on site and Scaled from this drawing.

	Date	Revisions

© Copyright

Anderson and Glenn
Architectural and Landscape Consultancy
Yew Tree Nurseries
Frampton West
BOSTON PE20 1RQ

Tel : 01205 724047
Fax : 01205 723792
www.andersonandglenn.com

Client: South Holland District Council

Job Title: Ayscoughfee Hall Spalding

Drawing Title: New Doorway D10A

Scale: 1:20 @ A1

Date: Sept 2002 | Drawn by: M. Anderson

Drg. No.: A/059/29 | Rev.:



FIRST FLOOR

Existing



FIRST FLOOR

Proposed

23x23 Solid Iron bracket

DETERMINED PLAN

Planning & Development
16 OCT 2002
Ref 1034/02

NOTES :

All dimensions must be checked on site and Scaled from this drawing.

	Date	Revisions

© Copyright

Anderson and Glenn
Architectural and
Landscape Consultancy
Yew Tree Nurseries
Frampton West
BOSTON PE20 1RQ

Tel : 01205 724047
Fax : 01205 723792
www.andersonandglenn.com

Client
South Holland
District Council

Job Title

Ayscoughfee Hall
Spalding

Drawing Title

F2 Gallery
Supports

Scale
1:10 @ A1

Date
Sept 2002

Drawn by
M. Anderson

Drg. No.
A/059/30

Rev.

SECTIONS

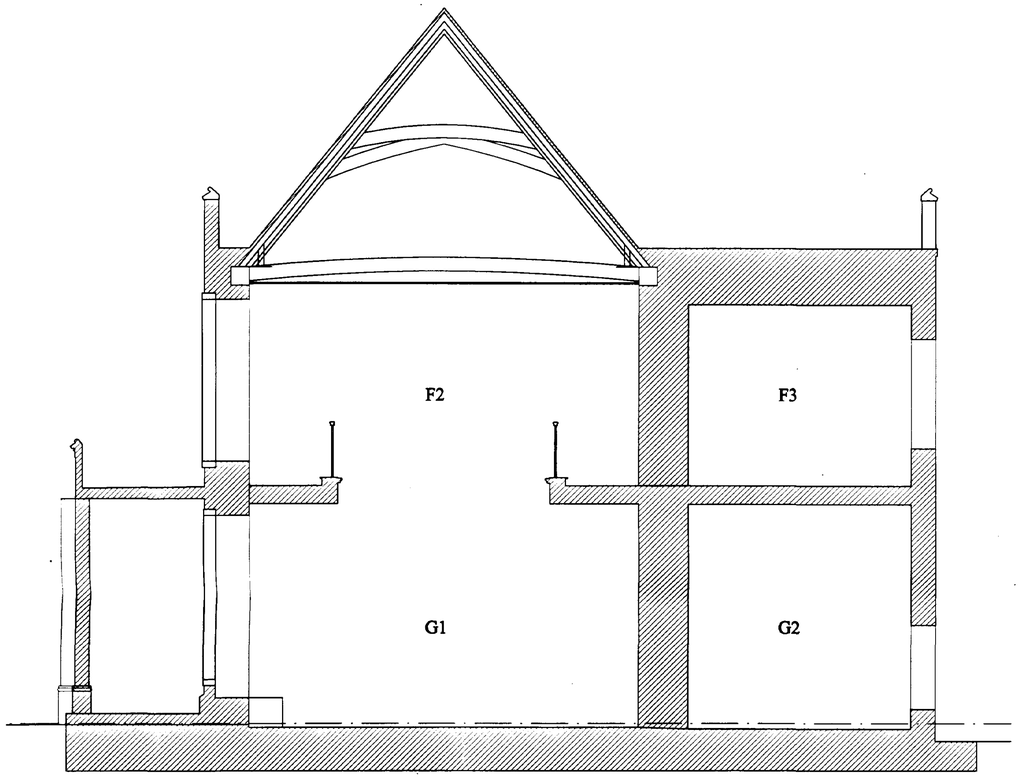

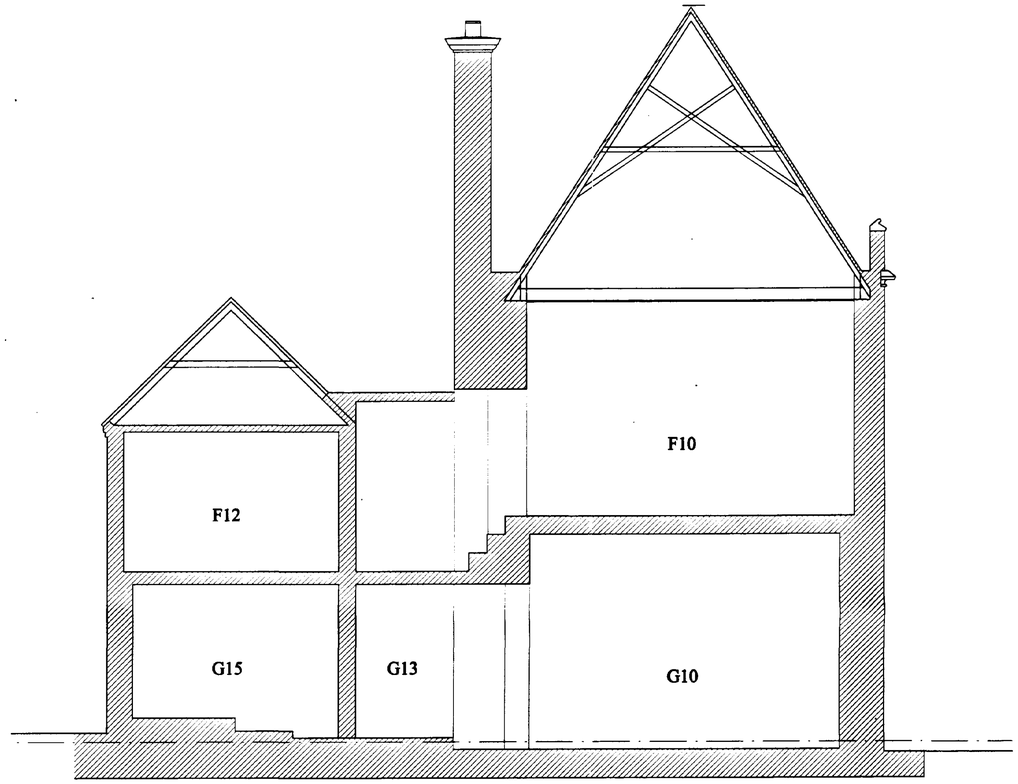

COUNCIL OFFICES
PRIORY ROAD
SPALDING
PE11 2XE

Tel: (01775) 761161
Fax: (01775) 711253

Chris Simpkins — Chief Executive
Terry Huggins — Director of Customer Services
Bob Atkins — Director of Corporate Services

SOUTH HOLLAND DISTRICT COUNCIL

Contact

Mike Chapman

DETERMINED PLAN

Planning Supplement
17 SEP 2002
Ref 1034/02

project
AYSCOUGHFEE HALL
Churchgate
Spalding, Lincolnshire

client
South Holland District Council

drawing
SECTIONS

date	scale(s)
August 2002	1/50
drawn by	checked
Peter Lithgow	M Chapman
job no	drawing no
02/24	08

EXTERNAL LEVELS

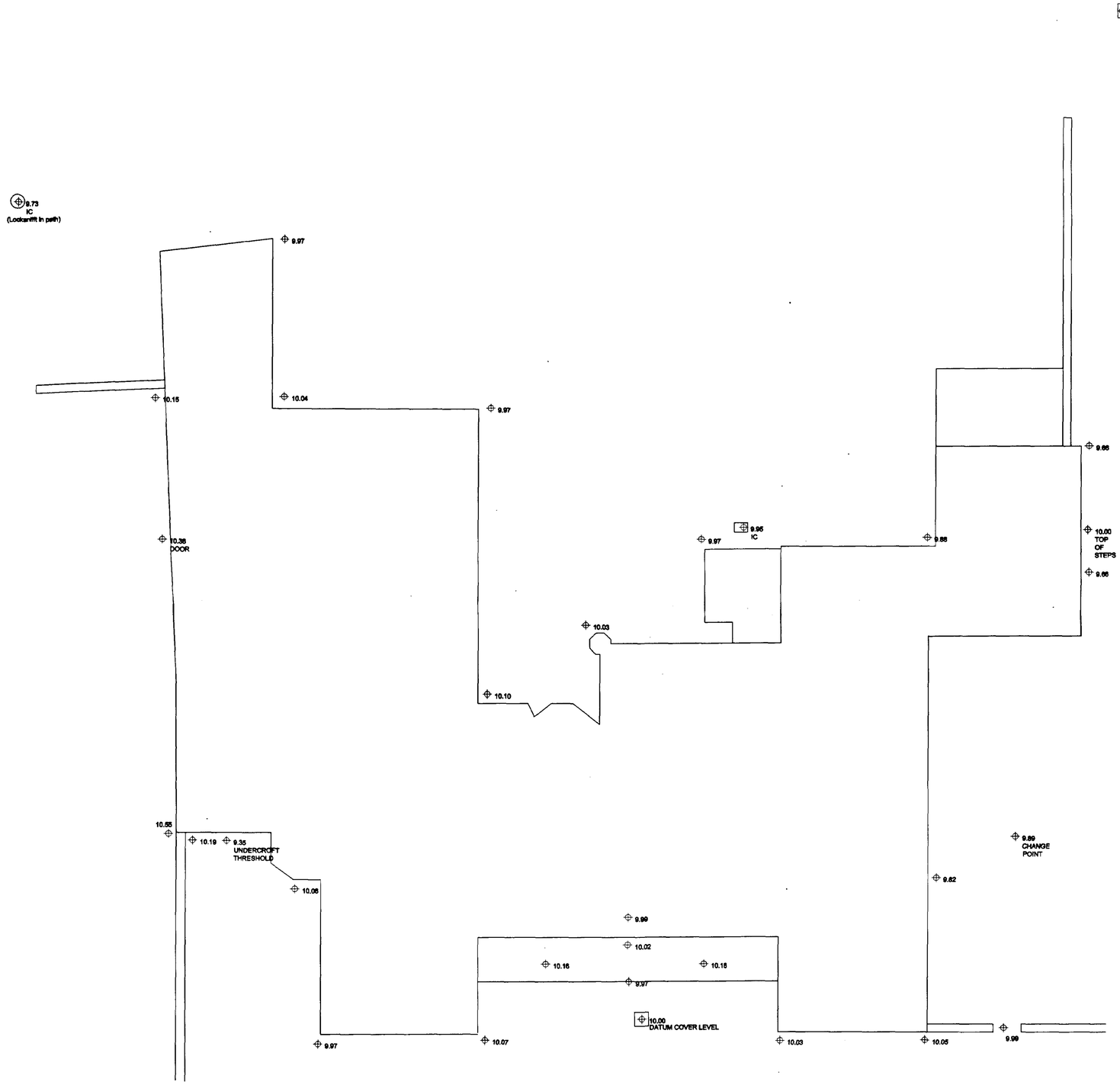

DETERMINED
PLAN

Planning Department
17 SEP 2002
Ref 1034/02

COUNCIL OFFICES
PRIORY ROAD
SPALDING
PE11 2XE

Tel: (01775) 761161
Fax: (01775) 711253

Chris Simpkins Chief Executive
Terry Huggins Director of Customer Services
Bob Atkins Director of Corporate Services

SOUTH HOLLAND DISTRICT COUNCIL

Contact:
Mike Chapman

project
AYSCOUGHFEE HALL
Churchgate
Spalding, Lincolnshire

client
South Holland District Council

drawing
LEVELS

date	scale(s)
August 2002	1/100
drawn by	checked
Peter Lithgow	M Chapman
job no	drawing no
02/24	09

NORTH ELEVATION - PARTIAL

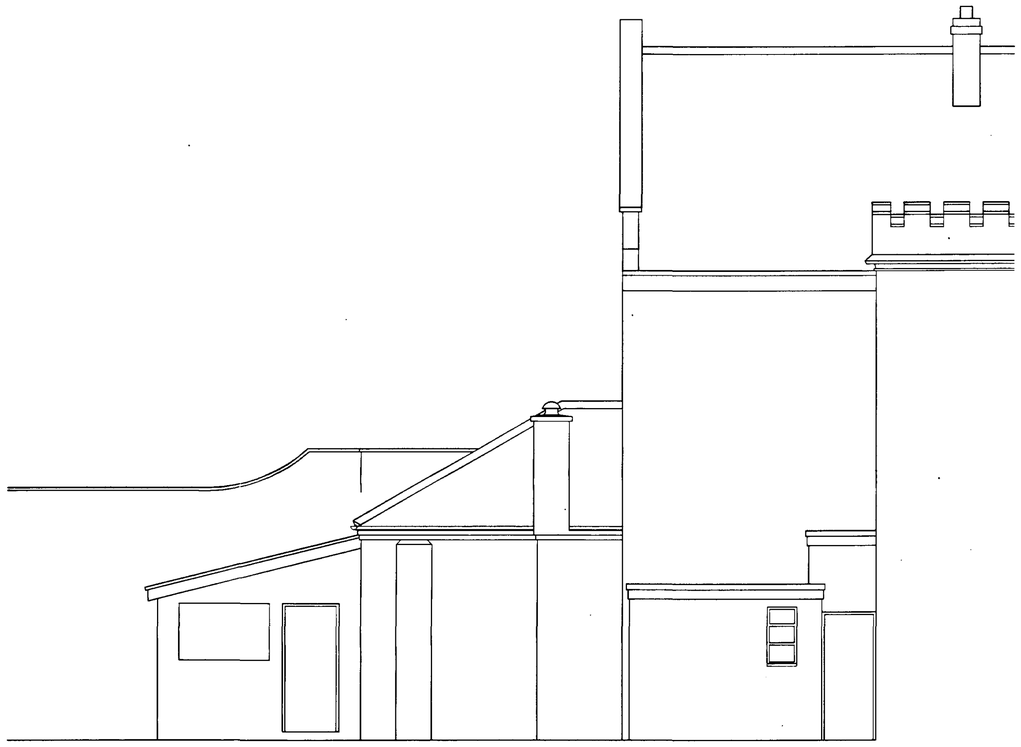

COUNCIL OFFICES
PRIORY ROAD
SPALDING
PE11 2XE

Tel: (01775) 761161
Fax: (01775) 711253

Chris Simpkins Chief Executive
Terry Huggins Director of Customer Services
Rob Atkins Director of Corporate Services

SOUTH HOLLAND DISTRICT COUNCIL

DETERMINED PLAN

SHDC
Planning Department
17 SEP 2002
Ref. 1034/02

Contact:
Mike Chapman

project
AYSCOUGHFEE HALL
Churchgate
Spalding, Lincolnshire

client
South Holland District Council

drawing
ELEVATIONS
NORTH - PARTIAL FROM HERB GARDEN

date	scale(s)
July 2002	1/50
drawn by	checked
Peter Lithgow	M Chapman
job no	drawing no
02/24	05

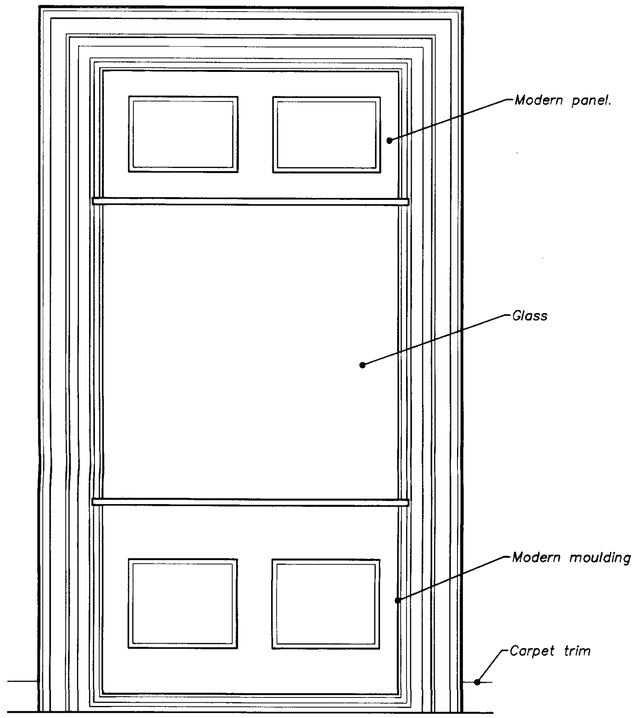

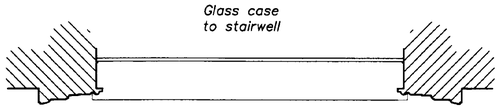

F13

Existing

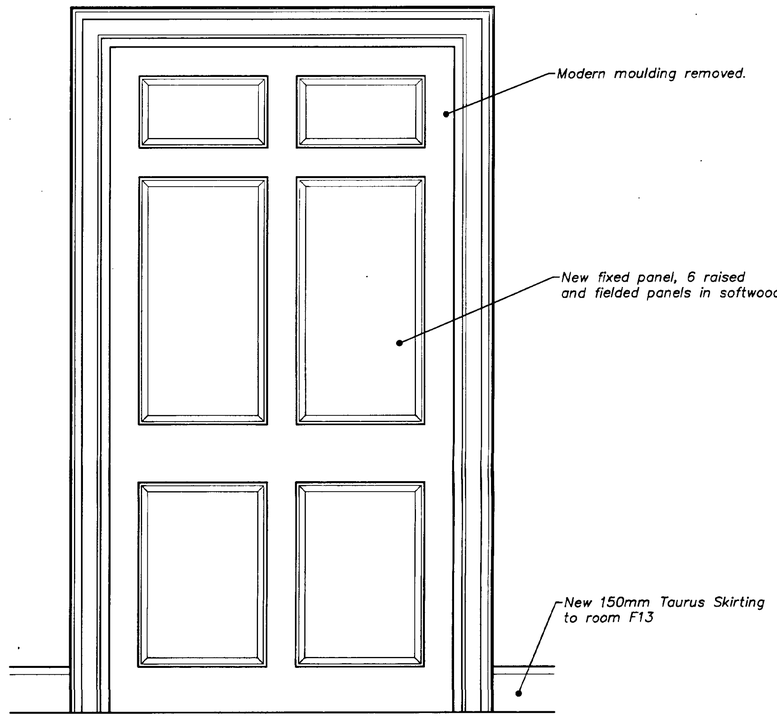

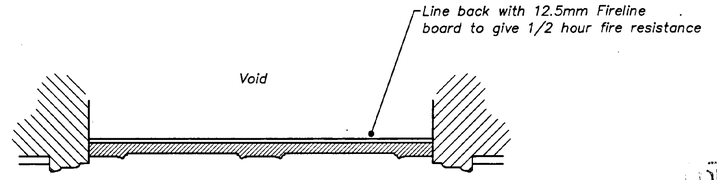

F13

Proposed

DETERMINED
PLAN
Planning
16 OCT 2002
Ref 1034/02

NOTES :

All dimensions must be checked on site and Scaled from this drawing.

Date	Revisions

© Copyright

Anderson and Glenn
Architectural and
Landscape Consultancy
Yew Tree Nurseries
Frampton West
BOSTON PE20 1RQ

Tel : 01205 724047
Fax : 01205 723792
www.andersonandglenn.com

Client: South Holland District Council

Job Title: Ayscoughfee Hall Spalding

Drawing Title: Doorway To F13

Scale: 1:10 @ A1

Date: Sept 2002 | Drawn by: M. Anderson

Drg. No.: A/059/25 | Rev.:

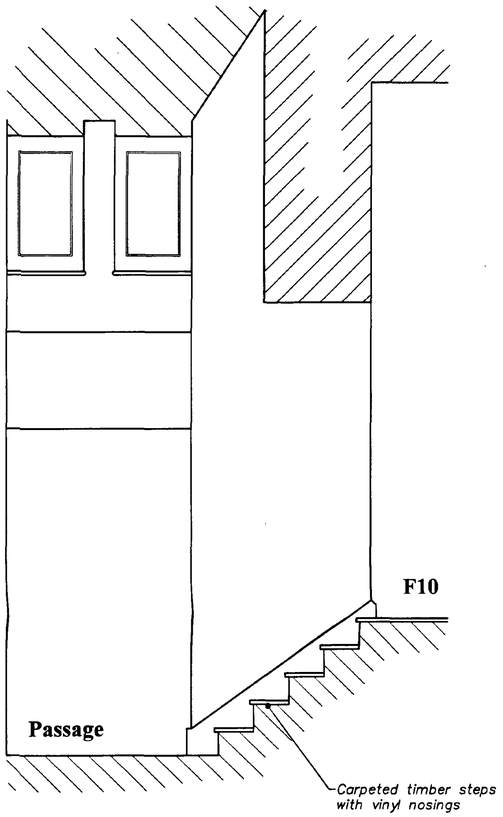

Section A-A

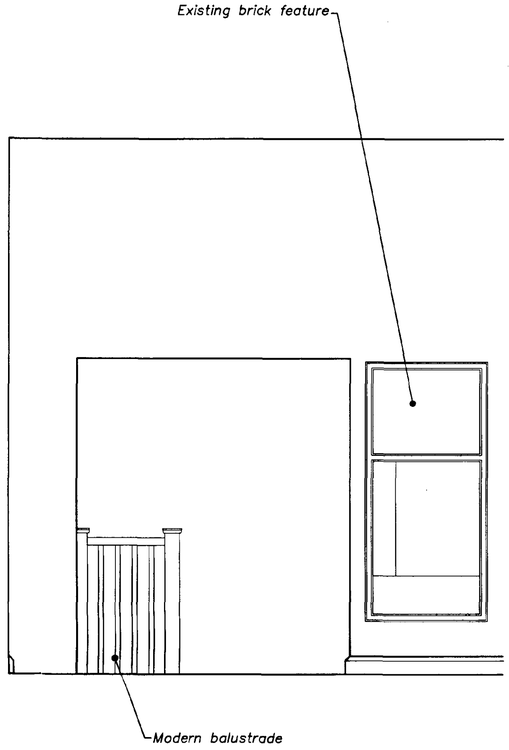

Elevation from F10

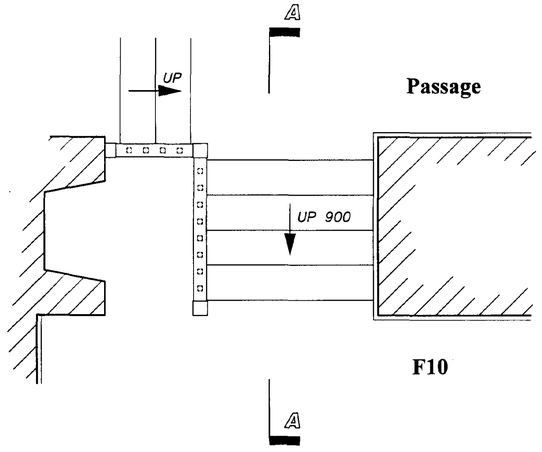

Existing

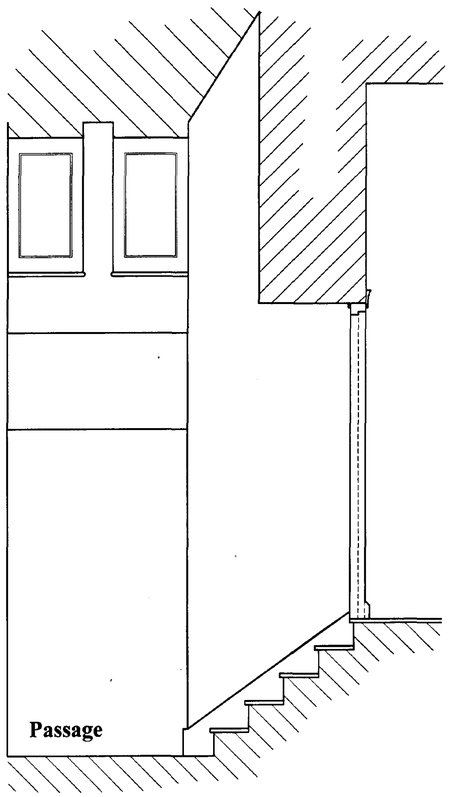

Section A-A

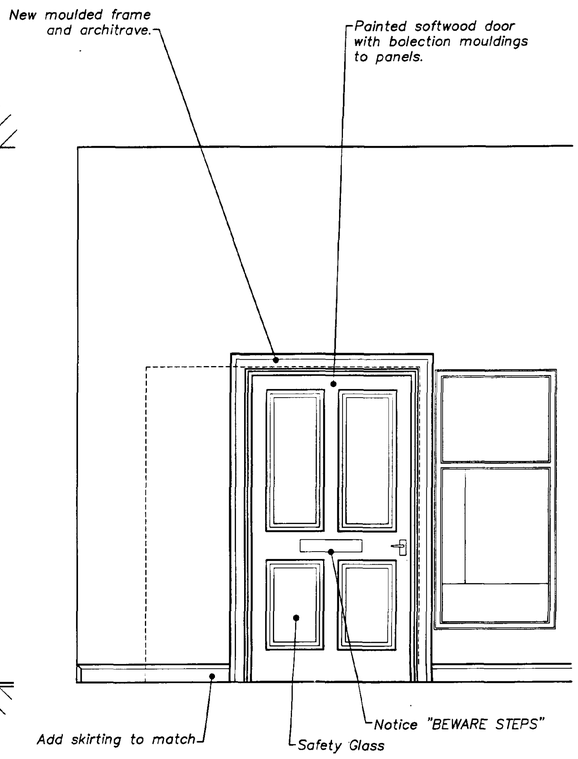

Elevation from F10

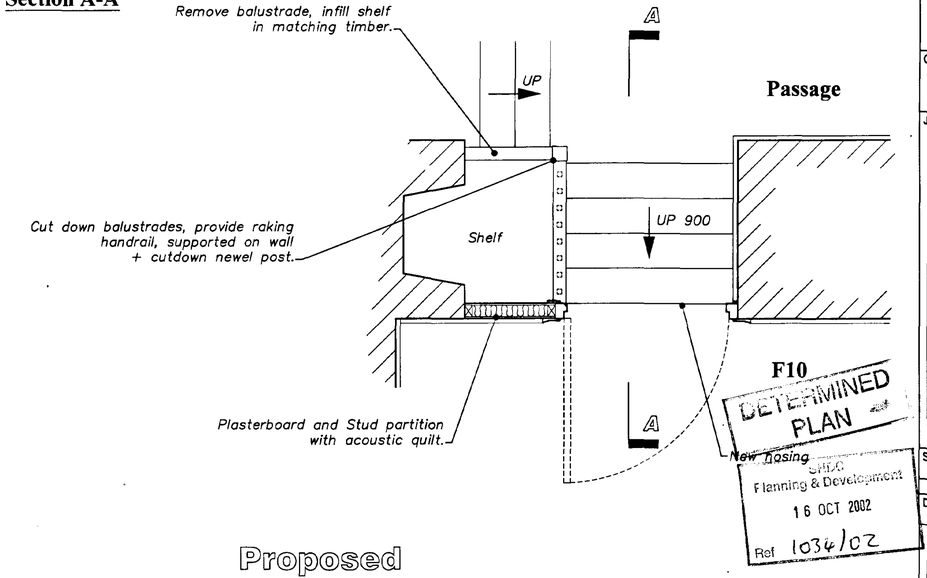

DETERMINED PLAN
SHDC
Planning & Development
16 OCT 2002
Ref 1034/02

Proposed

NOTES :

All dimensions must be checked on site and Scaled from this drawing.

Date	Revisions

© Copyright

Anderson and Glenn
Architectural and
Landscape Consultancy
Yew Tree Nurseries
Frampton West
BOSTON PE20 1RQ

Tel : 01205 724047
Fax : 01205 723792
www.andersonandglenn.com

Client: South Holland District Council

Job Title: Ayscoughfee Hall Spalding

Drawing Title: Doorway To F10

Scale: 1:20 @ A1

Date: Sept 2002

Drawn by: M. Anderson

Drg. No.: A/059/24

Rev.:

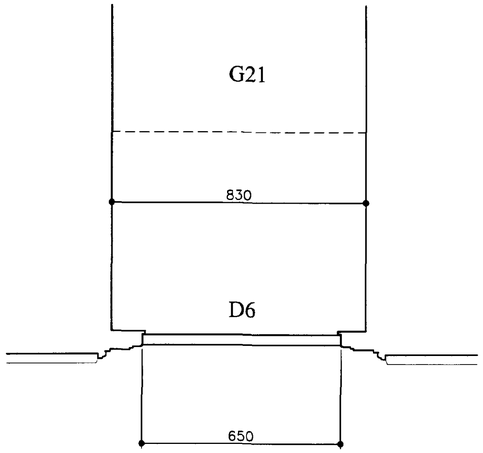

G4

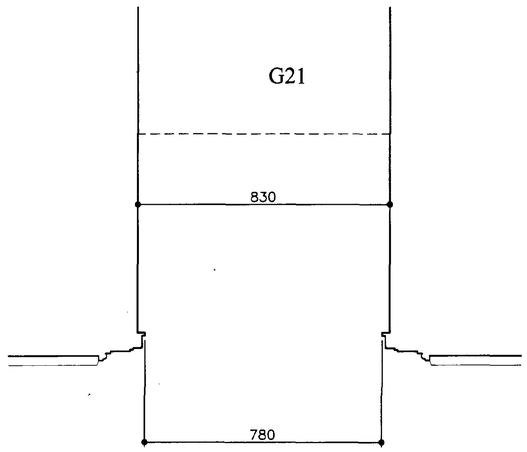

G4



D6

Existing

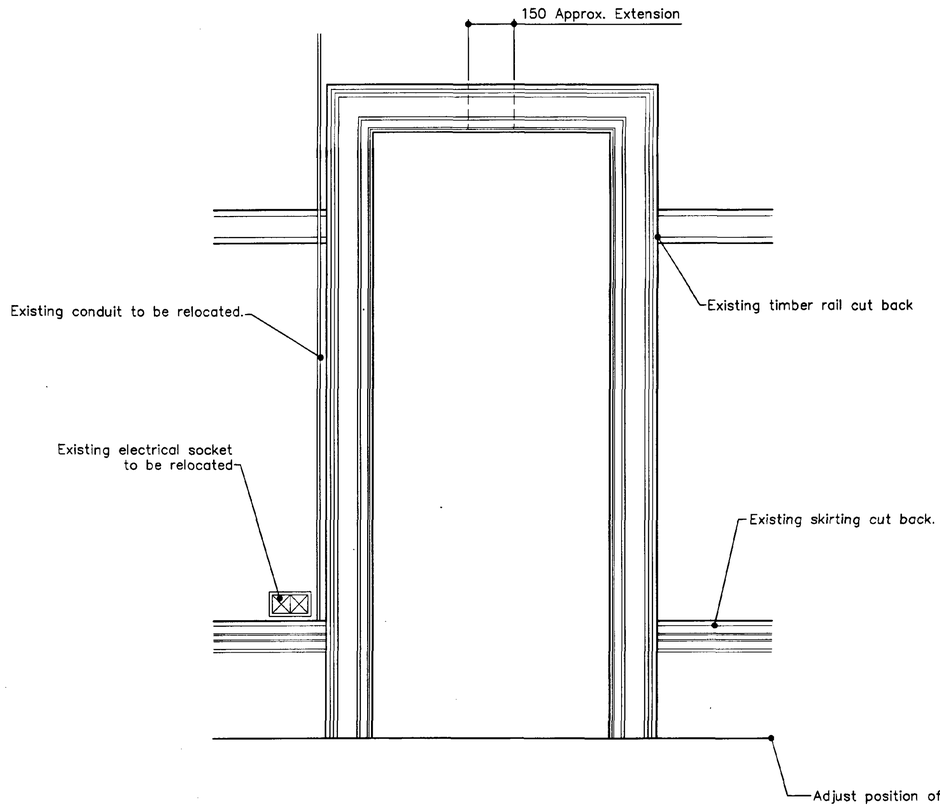

Proposed

DETERMINED PLAN

Planning & Development
16 OCT 2002
Ref 1034/02

NOTES :

All dimensions must be checked on site and Scaled from this drawing.

Date	Revisions

© Copyright

Anderson and Glenn
Architectural and
Landscape Consultancy
Yew Tree Nurseries
Frampton West
BOSTON PE20 1RQ

Tel : 01205 724047
Fax : 01205 723792
www.andersonandglenn.com

Client
South Holland District Council

Job Title
Ayscoughfee Hall
Spalding

Drawing Title
Doorway D6
To G4 and G21

Scale
1:10 @ A1

Date
Sept 2002

Drawn by
M. Anderson

Drg. No.
A/059/22

Rev.

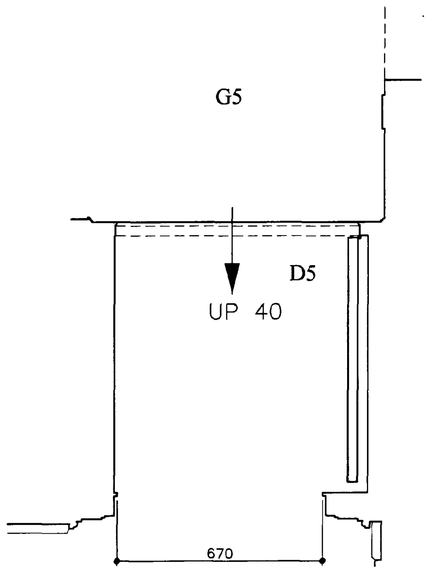

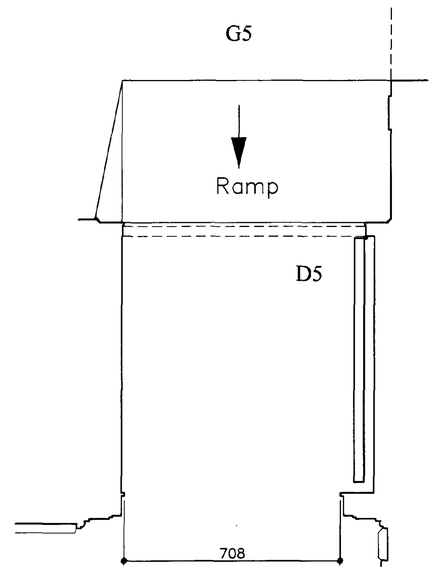

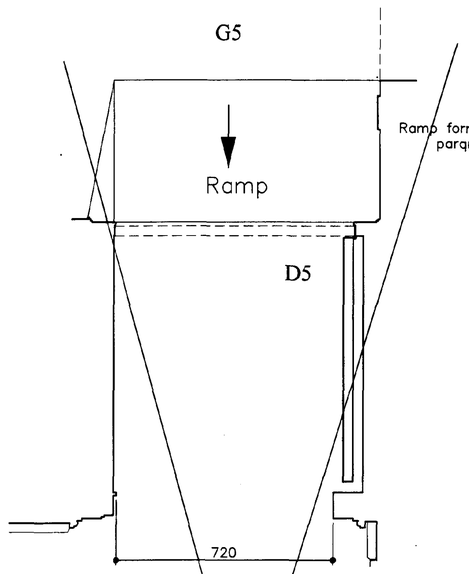

Ramp formed in matching parquet flooring

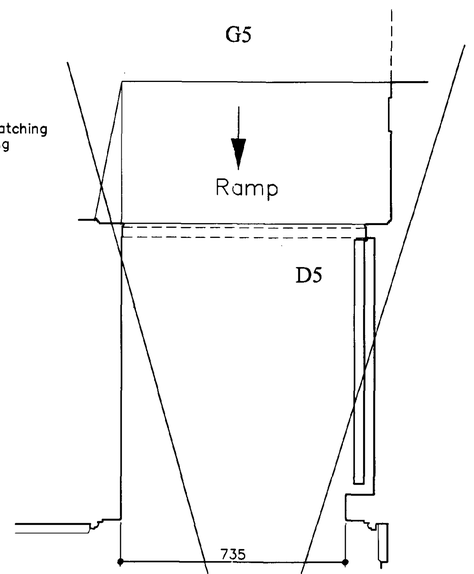

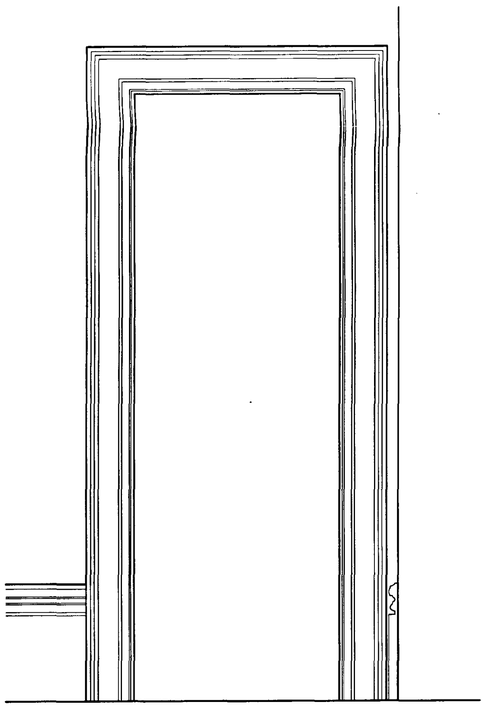

Existing

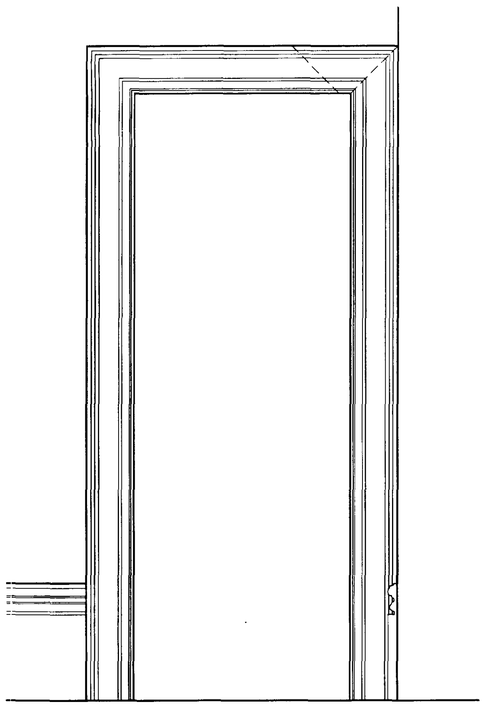

Option 3

Existing Architrave removed on right hand side refitted to wall edge to increase door opening and top architrave extended to match existing. Skirting reduced to suit architrave.

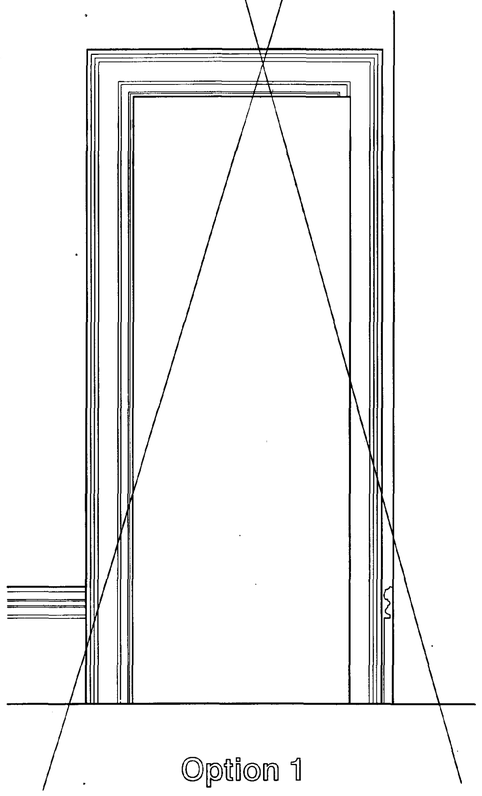

Option 1

Existing Architrave cut back to moulding line to increase opening width.

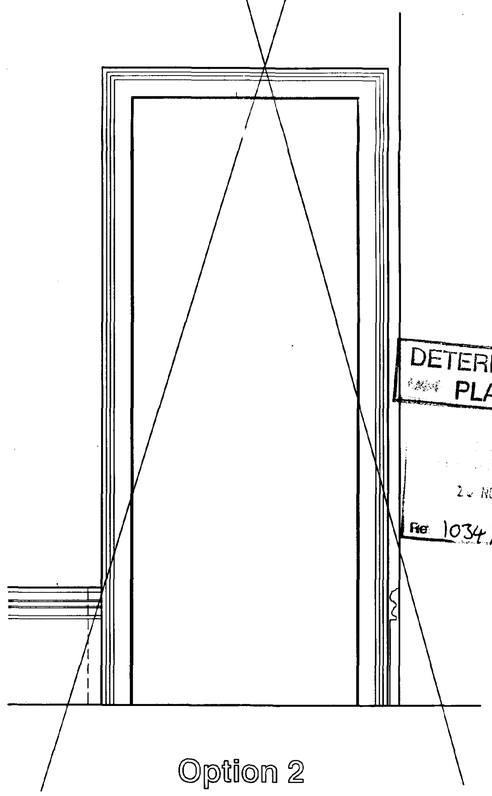

Option 2

Existing Architrave removed new Architrave of similar mouldings but reduced width fitted and skirting extended to match existing

NOTES :

All dimensions must be checked on site and Scaled from this drawing.

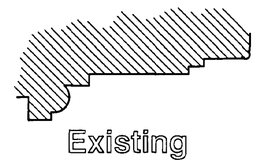

Existing

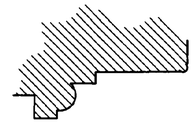

Option 2

B	14.11.02	Options 1 & 2 rejected by English Heritage
A	14.10.02	Option 3 added
	Date	Revisions

© Copyright

Anderson and Glenn
Architectural and
Landscape Consultancy
Yew Tree Nurseries
Frampton West
BOSTON PE20 1RQ

Tel : 01205 724047
Fax : 01205 723792
www.andersonandglenn.com

DETERMINED PLAN
2 NOV
Ref 1034/02

Client: South Holland District Council

Job Title: Ayscoughfee Hall Spalding

Drawing Title: Doorway To G4 and G5

Scale: 1:10 @ A1

Date: Sept 2002

Drawn by: M. Anderson

Drg. No.: A/059/21

Rev.: B



ED3

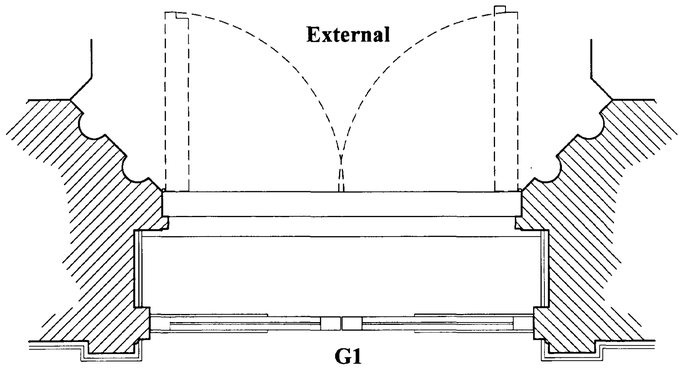

G1

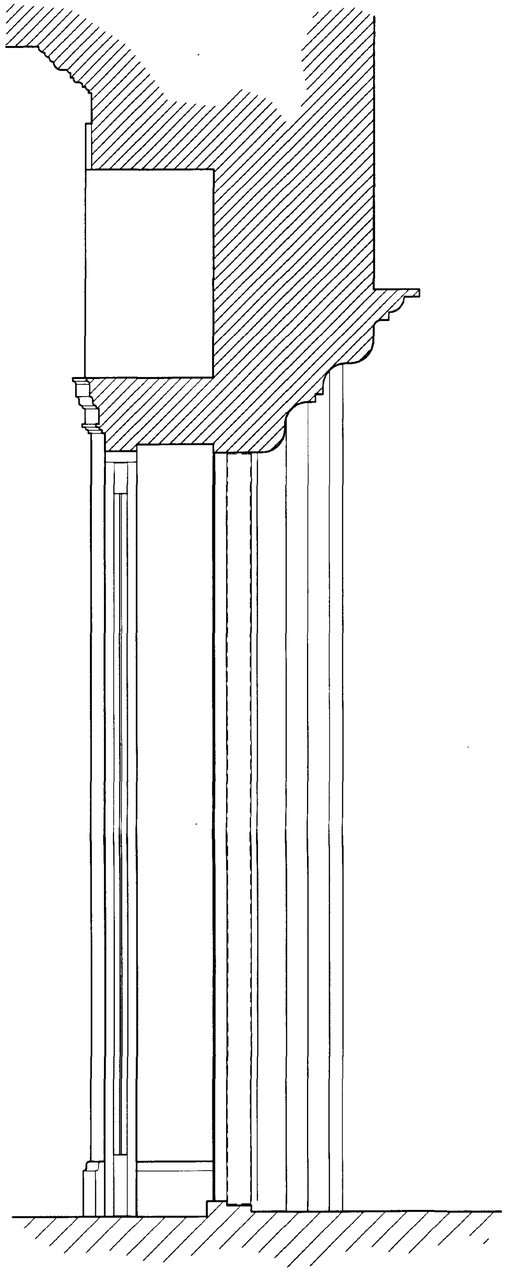

Existing

DETERMINED PLAN

Planning & Development
16 OCT 2002
Ref 1034/02

NOTES :

All dimensions must be checked on site and Scaled from this drawing.

Date	Revisions

© Copyright

Anderson and Glenn
Architectural and
Landscape Consultancy
Yew Tree Nurseries
Frampton West
BOSTON PE20 1RQ

Tel : 01205 724047
Fax : 01205 723792
www.andersonandglenn.com

Client: South Holland District Council

Job Title: Ayscoughfee Hall Spalding

Drawing Title: Existing Doorway ED3 To G1 and External

Scale: 1:10 @ A1

Date: Sept 2002

Drawn by: M. Anderson

Drg. No.: A/059/19

Rev.:

BUILDING REGULATIONS NOTES

PART A STRUCTURE

Opening in south side wall of north wing to be infilled in solid matching brickwork, fully bonded into existing construction.

New floor structures to G11 and G12, 50 by 200mm joists at 400mm c/s on galvanised joist hangers.
Strapped to walls using 30 by 5mm thick galvanised mild steeel straps at 1500mm centres. Full depth solid blocking at joist suppports and mid span. New floors of 20mm min. thick softwood boarding.

Openings in first floor to form lift shaft to be trimmed using 65 by 175mm deep trimmers and existing 50 by 175mm deep joists doubled up.

PART B FIRE SAFETY

Protected staircase and cupboard beneath in G15 to be lined out to give half hour fire resistance using 12.5mm Multiboard and skim, fully sealed around all penetrations using appropriate Glasroc systems. All service pipes cables and ducts sealed where penetrating voids.

Any luminaires located in fire rated ceilings to be specially selected to maintain fire integrity of ceiling construction with fire resistant casings by Envirograf.

New fire doors to be FD30S(2) using fire resistant glazing where required with 30 min integrity such as Pilkington Pyrodur. Where these are panelled doors to match existing, they are to be manufactured by specialist and tested to comply with fire rating requirements. All fitted with overhead door closers and frames fitted with Sealmaster self adhesive intumescent fire and smoke seals. 1 ½ pairs of hinges and gap around doors to not exceed 3mm.

Existing panelled doors that are 35mm or more thick to be upgraded using Sealmaster Fireface system, non invasive smoke and fire seals. Poorly fitted doors to be adjusted to improve fit. All doors marked with asterisk to be fitted with electro magnetic hold open devices linked to fire alarm.

See proposed floor plans for location of proposed fire doors, which are designed to divide building into three zones on each floor.

Fire signs

All fire and safety signs and graphic symbols to comply with Health and Safety (Safety Signs and Signals) regulations 1996.

Where designated by fire officer , fire doors to have blue sign 'Fire door keep shut' at eye level on both faces of door.
Cupboard doors to have blue sign 'Fire door, Keep locked shut when not in use.' Signage in public areas to be kept to reasonable minimum.

Green Fire Exit sign to be located above or beside
doors ED2, ED4, ED6 and ED10.
'No smoking signs in building' to be located at main entrance. .
Escape routes are already lit with Emergency lighting in accordance with BS 5266.

Fire fighting and detection

Existing fire alarm, AFD system to BS5839 Part 1, L1 life safety system, with break glass points to each final exit doors.

PART F VENTILATION

To new disabled WC: at 6 litres/sec. mechanical ventilation with cast iron external grille, , and background ventilation of 4000 sq.mm through air brick located in flue.

PART H PIPEWORK AND DRAINS

Sanitary Pipework

WBs, 32mm diam waste and 75mm deep seal traps.
WCs 100mm diam waste and 50mm deep seal traps.
100mm Stub stack to discharge to external drain, to be fitted with Air Admittance valve.

Drains

Drains to be UPVC surrounded in 150mm of concrete if within 200mm of slab, or within 900mm of drive surface, to include compressible layer at pipe joints and 150mm pea gravel elsewhere.

100mm pipes laid to 1 in 80 fall to connect to existing manhole which is to be altered to suit new connection.

Where drain runs by side of foundation and is within 1m, surround drain in concrete up to level of bottom of the foundations.

Relieve drains with PC lintols and compressible layer where passing through walls.

PART K STAIRS et al.

To existing stair to F10, modified handrail at 900mm measured from pitch line. Guarding to have spindles placed so that 100mm sphere cannot pass between.

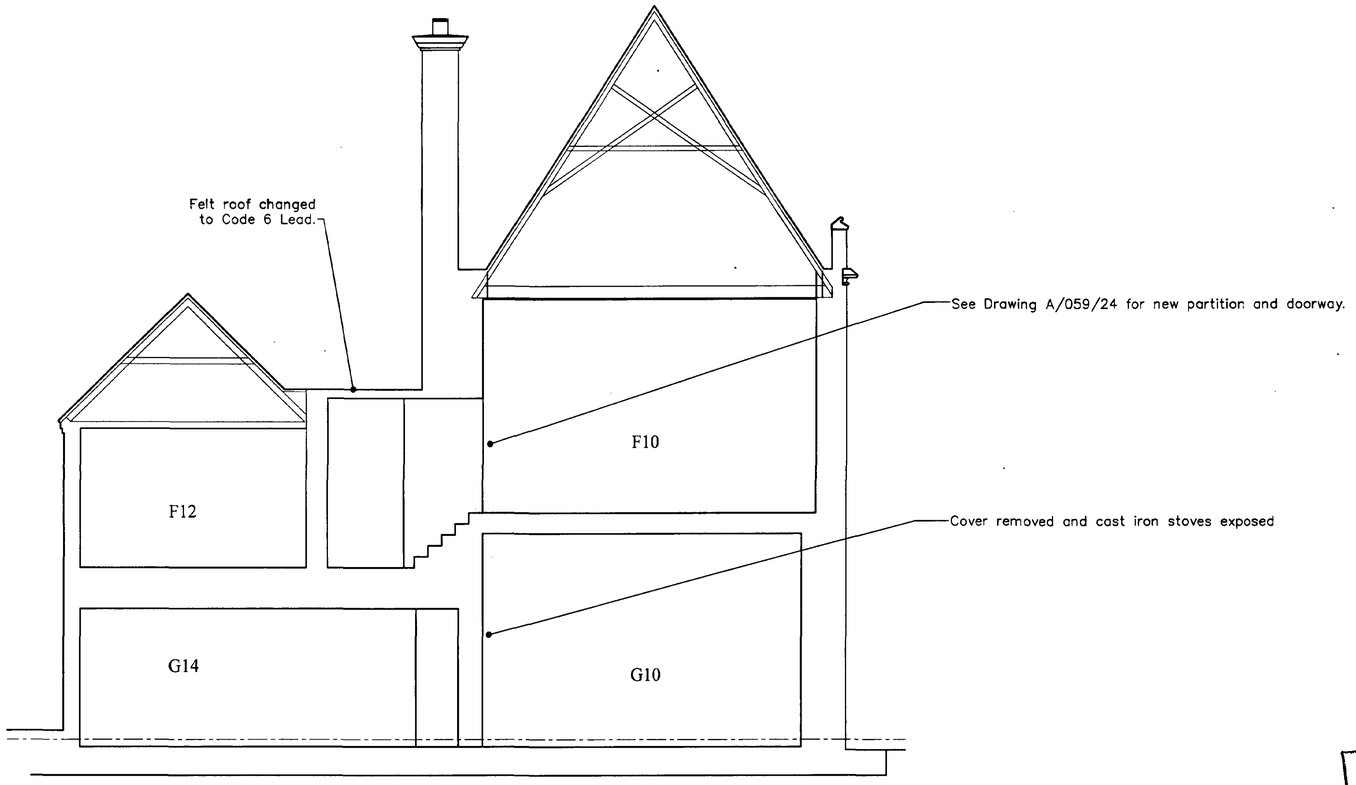

CROSS SECTION

PART L CONSERVATION OF FUEL AND POWER

New fixed door and panel (ED4 and ED5) to G21 are to remain as single glazed. They will however be upgraded and draught-proofed .

PART M ACCESS FOR DISABLED

Internal access to first floor is to be by means of specialist platform lift designed to comply with part M requirements including lift call buttons and tactile indications at landing levels at 900 to1200mm high, with 1500mm by 1500mm unobstructed landing space at each level. Doorways giving access to lift area are minimum 750mm clear width.

New automatic glazed bifold doors into the building to be not less than 1000mm clear width, to BS 7035, manufactured and fitted by specialist.

WC for disabled to contain all guarding, handrails and other requirements as set out in Diagram 16 of the building regulations part M. Doorway to facility 1000mm single leaf doorset.

New ramps in building to be 1 in 12 as far as practicable, with chamfered edges to prevent trip hazards.

PART N GLAZING
Glass below 800mm in windows and 1500mm in doors and within 300mm of sides of doors to be glazed with safety glass to BS 6206/81.

DETERMINED PLAN

Planning & Development
16 OCT 2002
Ref 1034/02

NOTES :

All dimensions must be checked on site and Scaled from this drawing.

Issued for Building Regulations
10.10.02

A	14.10.02	note re felt roof added
	Date	Revisions

© Copyright

Anderson and Glenn
Architectural and Landscape Consultancy
Yew Tree Nurseries
Frampton West
BOSTON PE20 1RQ

Tel : 01205 724047
Fax : 01205 723792
www.andersonandglenn.com

Client: South Holland District Council

Job Title: Ayscoughfee Hall Spalding

Drawing Title: Proposed Sections B–B

Scale: 1:50 @ A1

Date: Sept 2002

Drawn by: M. Anderson

Drg. No.: A/059/20

Rev.: A

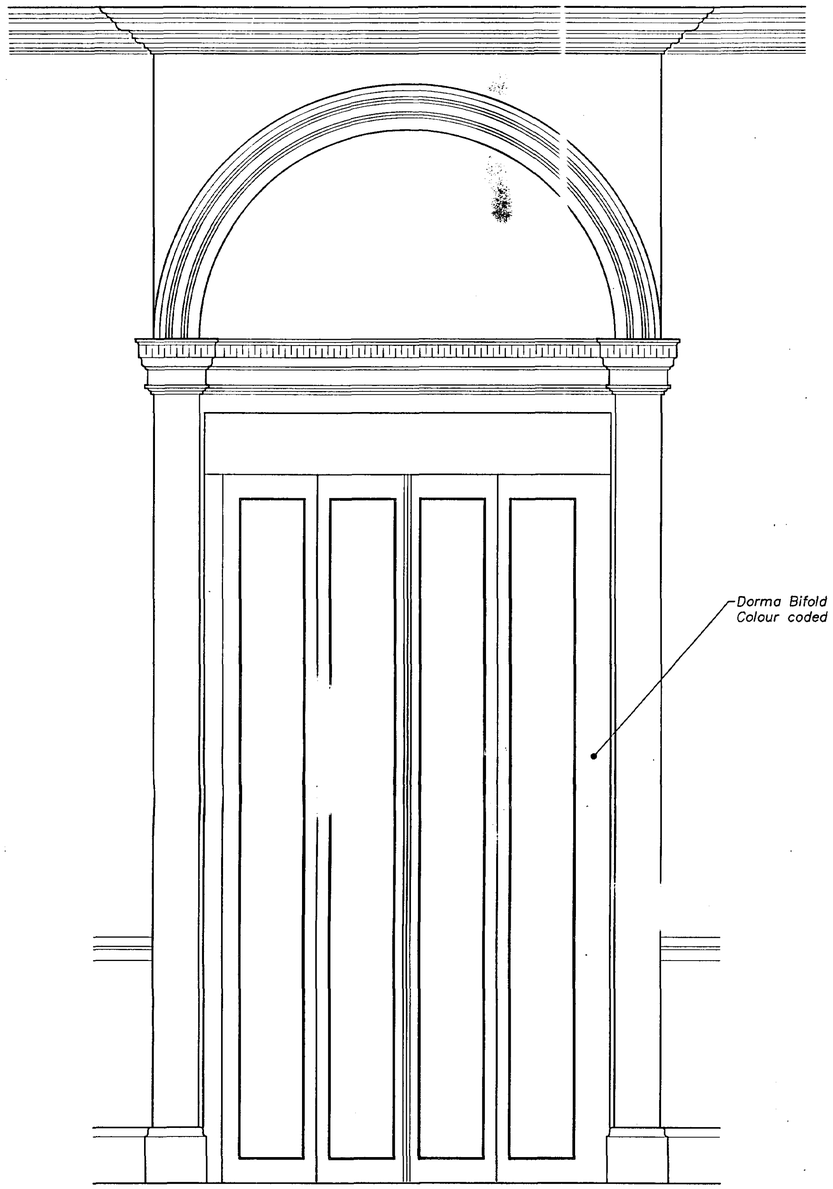

ED3

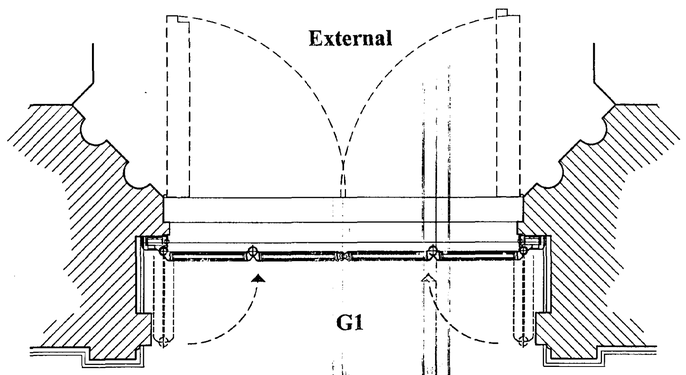

Take off existing door and floor closers, make good.

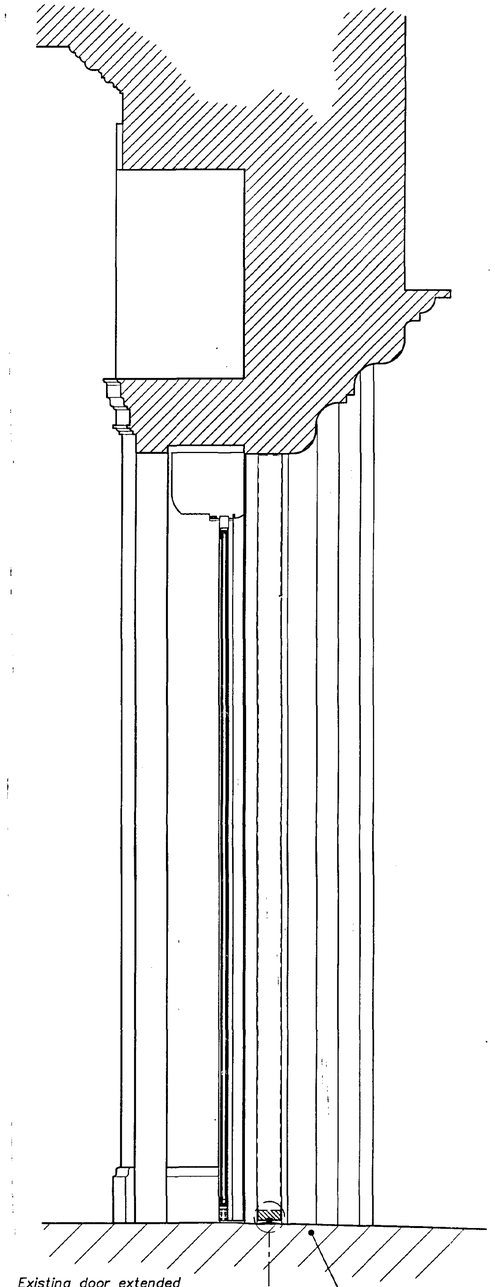

Proposed

DETERMINED PLAN

Planning & [illegible]
16 OCT 2002
Ref 1034/02

NOTES :

All dimensions must be checked on site and Scaled from this drawing.

	Date	Revisions

© Copyright

Anderson and Glenn
Architectural and Landscape Consultancy
Yew Tree Nurseries
Frampton West
BOSTON PE20 1RQ

Tel : 01205 724047
Fax : 01205 723792
www.andersonandglenn.com

Client: South Holland District Council

Job Title: Ayscoughfee Hall Spalding

Drawing Title: Proposed Doorway ED3 To G1 and External

Scale: 1:20 @ A1

Date: Sept 2002

Drawn by: M. Anderson

Drg. No.: A/059/23

Rev.:

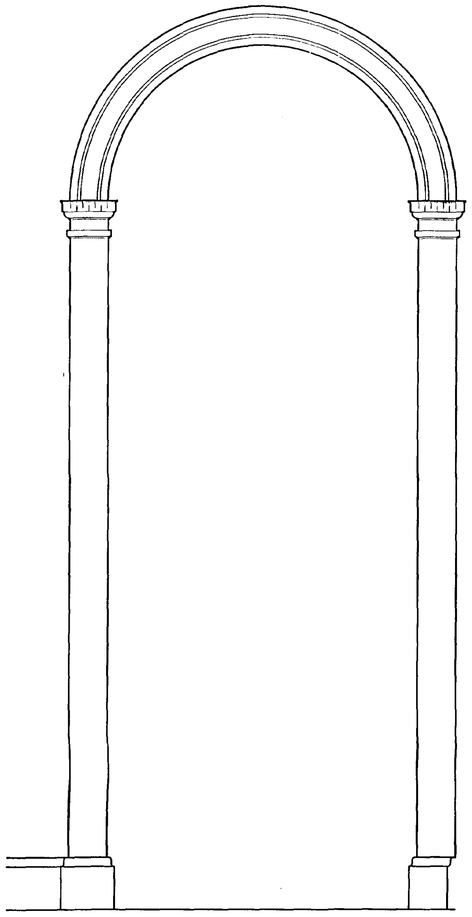

D11A

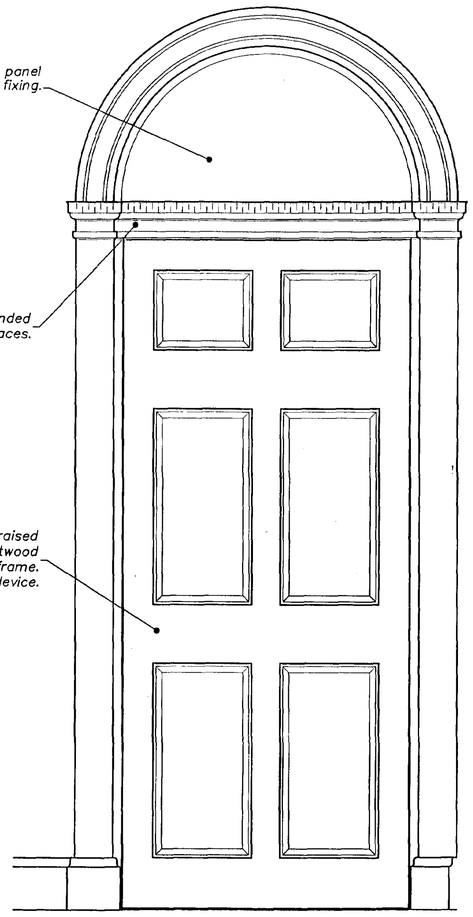

D11A

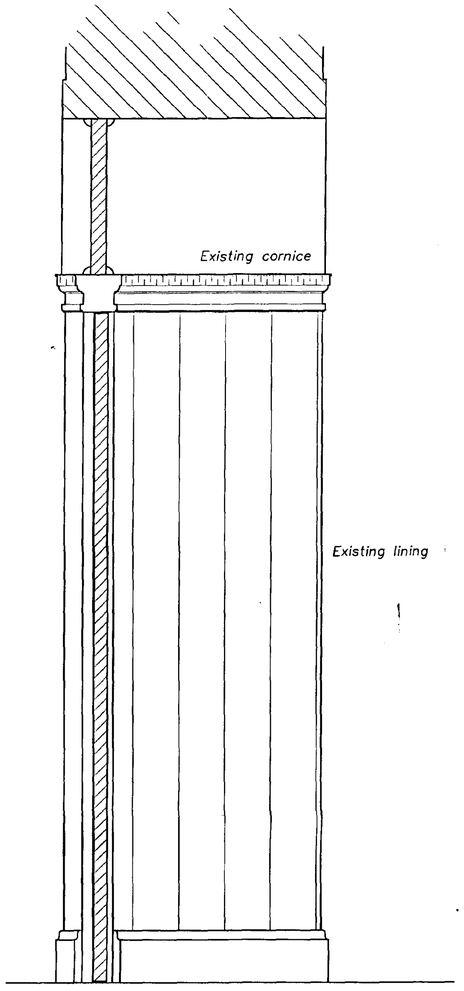

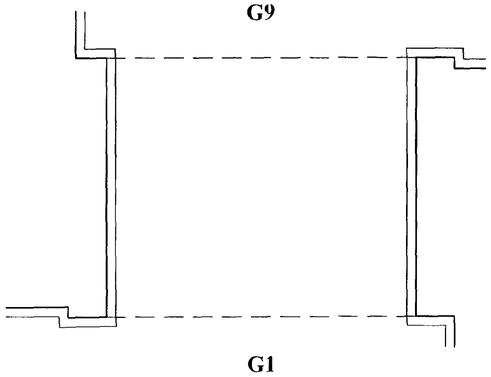

G1

Existing

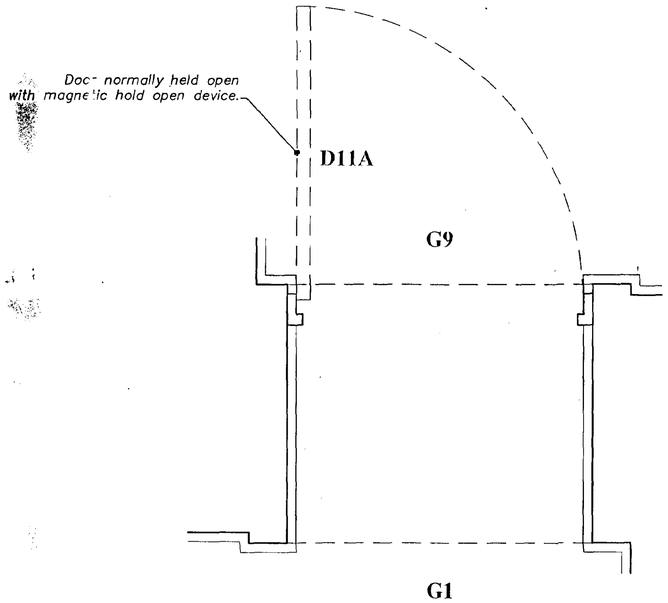

G9

G1

Proposed

NOTES :

All dimensions must be checked on site and Scaled from this drawing.

Date	Revisions

© Copyright

Anderson and Glenn
Architectural and Landscape Consultancy
Yew Tree Nurseries
Frampton West
BOSTON PE20 1RQ

Tel : 01205 724047
Fax : 01205 723792
www.andersonandglenn.com

Client: South Holland District Council

Job Title: Ayscoughfee Hall Spalding

Drawing Title: Arch Doorway To G1 Door No. D11A

DETERMINED PLAN

Ref: 1034/02

Scale: 1:10 @ A1

Date: Sept 2002

Drawn by: M. Anderson

Drg. No.: A/059/27

Rev.

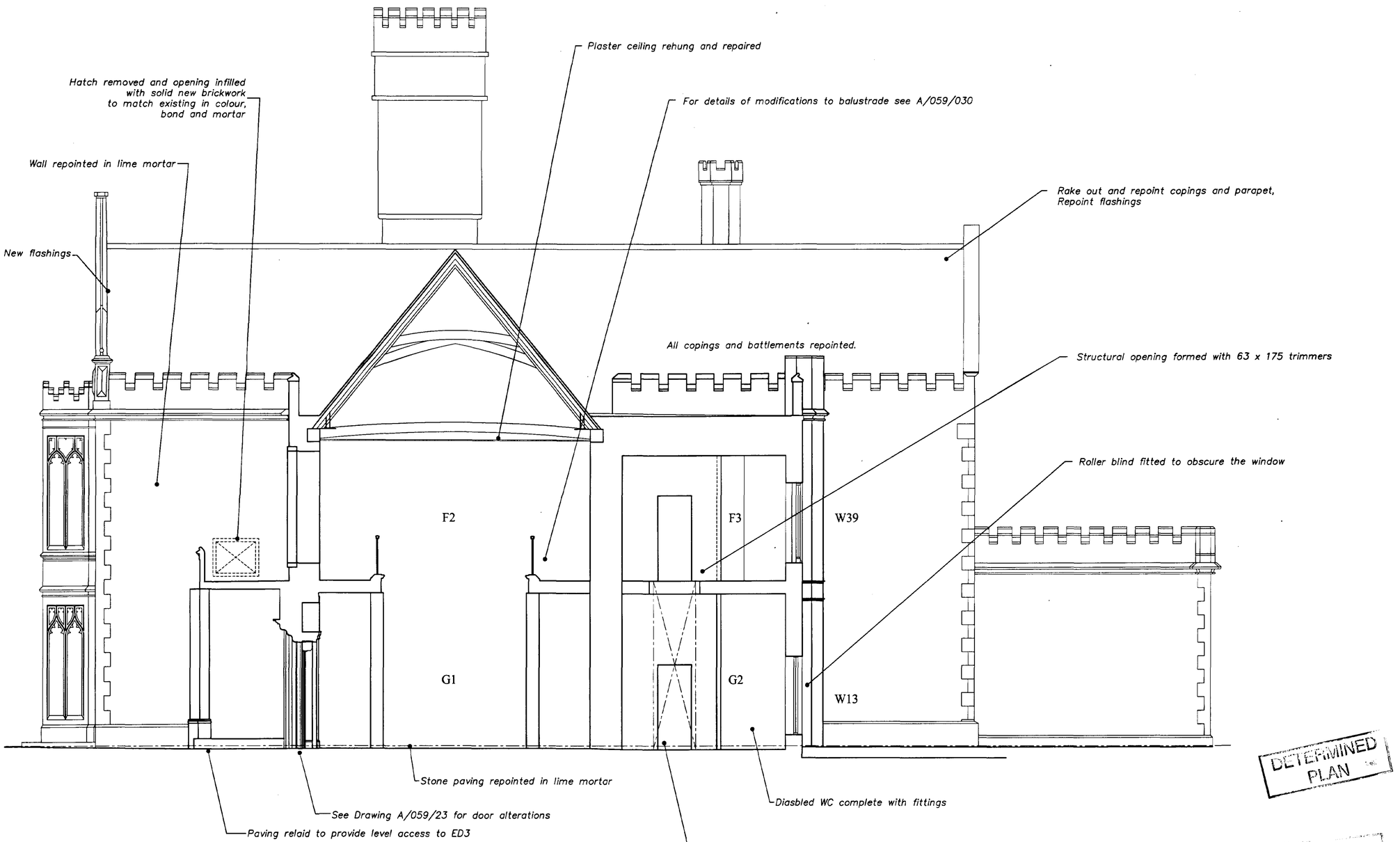

CROSS SECTION

DETERMINED PLAN

Planning & Development
16 OCT 2002
Ref 1034/02

NOTES :

All dimensions must be checked on site and Scaled from this drawing.

All parapets and flashings repointed

A	14.10.02	ED3 amended
	Date	Revisions

© Copyright

Anderson and Glenn
Architectural and Landscape Consultancy
Yew Tree Nurseries
Frampton West
BOSTON PE20 1RQ

Tel : 01205 724047
Fax : 01205 723792
www.andersonandglenn.com

Client: South Holland District Council

Job Title: Ayscoughfee Hall Spalding

Drawing Title: Proposed Section A–A

Scale: 1:50 @ A1

Date: Sept 2002

Drawn by: M. Anderson

Drg. No.: A/059/16

Rev.: A

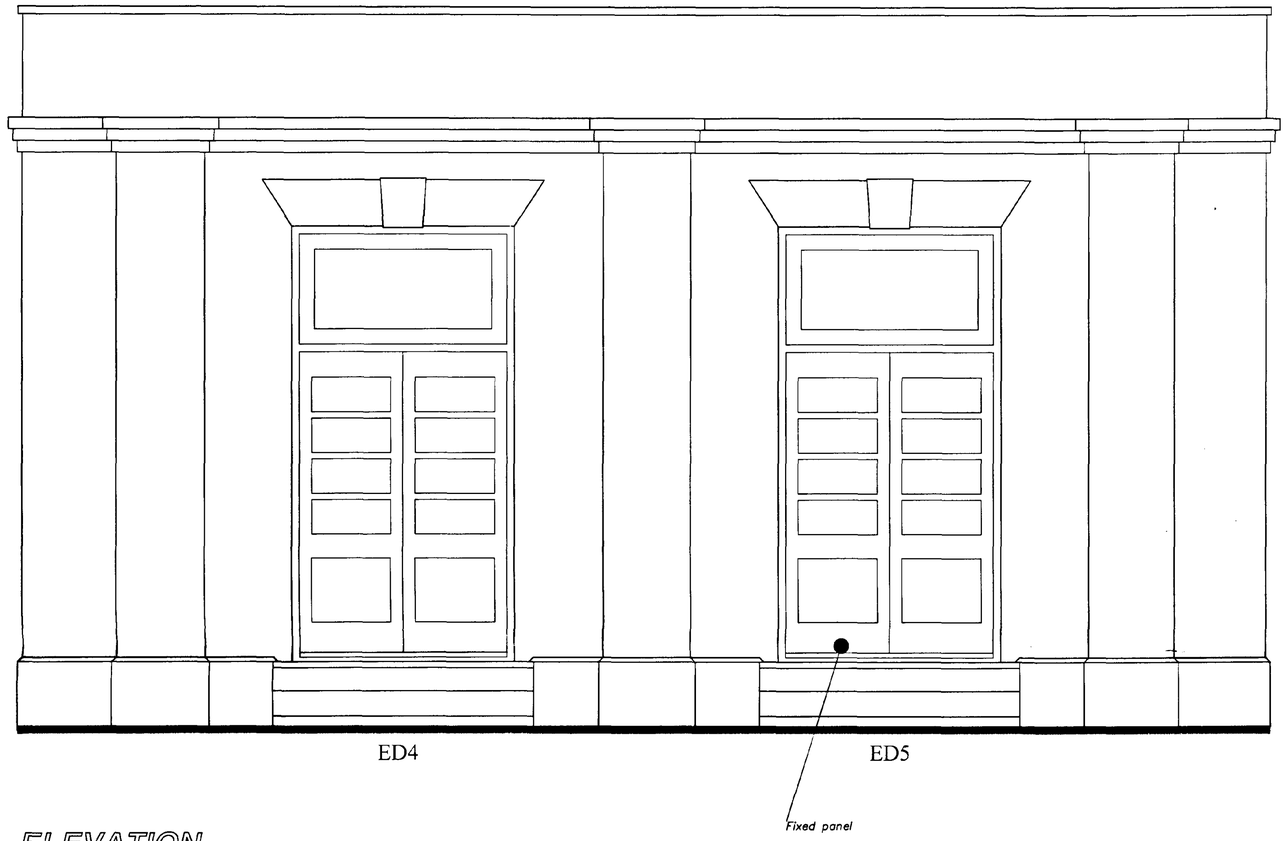

ELEVATION

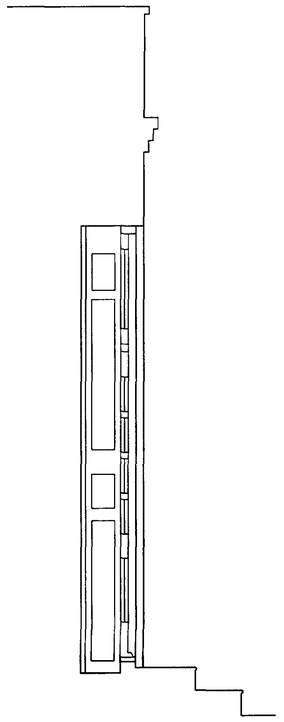

SECTION

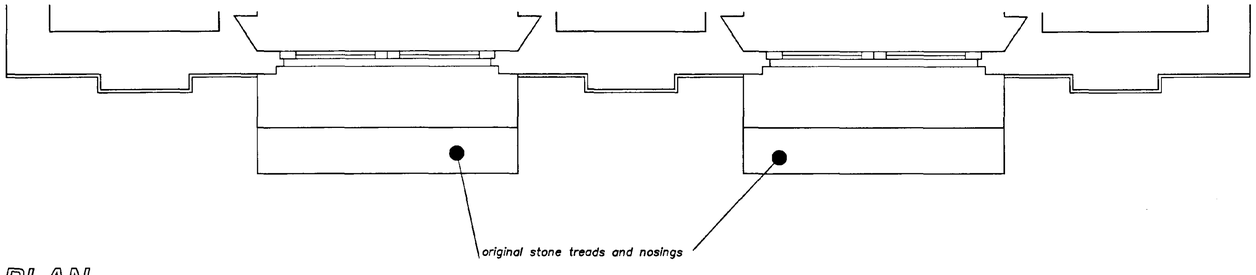

PLAN

Note: existing modern doors and fixed panel are badly rotted and are to be replaced.

NOTES :

All dimensions must be checked on site and Scaled from this drawing.

BASED ON SURVEY DRAWING BY PETER LITHGOW FOR SOUTH HOLLAND DISTRICT COUNCIL

Issued for LBC 09.09.02

Date	Revisions

© Copyright

Anderson and Glenn
Architectural and Landscape Consultancy
Yew Tree Nurseries
Frampton West
BOSTON PE20 1RQ

Tel : 01205 724047
Fax : 01205 723792
www.andersonandglenn.com

Planning DC Development
17 SEP 2002
Ref 1034/03

DETERMINED PLAN

Client: South Holland District Council

Job Title: Ayscoughfee Hall SPALDING

Drawing Title: Existing Doors to G21

Scale: 1:20 @ A1

Date: Sept. 2002

Drawn by: M. Anderson

Drg. No.: A/059/17

Rev.: –



ED4 ED5

ELEVATION

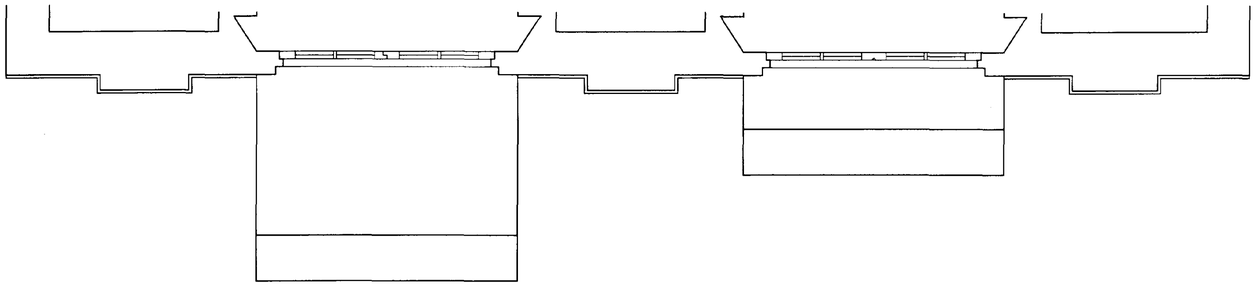

PLAN

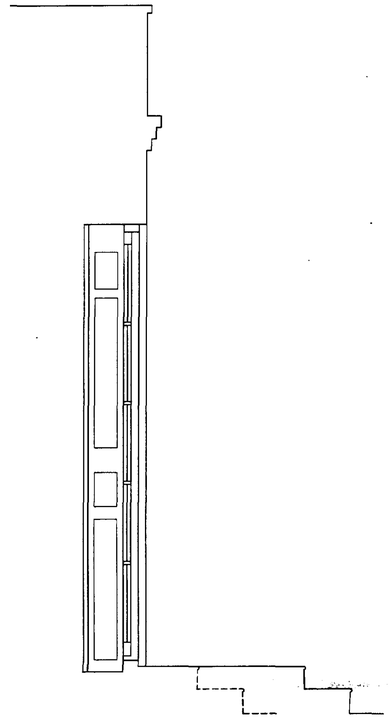

Existing treads and nosings reused. platform extended using sawn stone pavings, to provide base for wheelchair users in case of emergency exit.

SECTION

NOTES :

All dimensions must be checked on site and Scaled from this drawing.

BASED ON SURVEY DRAWING BY PETER LITHGOW FOR SOUTH HOLLAND DISTRICT COUNCIL

DESIGN BASED ON PHOTOGRAPHIC EVIDENCE OF EARLIER DOORS IN GARDEN ROOM. PAINTED SOFTWOOD, WITH SINGLE GLAZING USING SAFETY GLASS.

Date	Revisions

© Copyright

Anderson and Glenn
Architectural and Landscape Consultancy
Yew Tree Nurseries
Frampton West
BOSTON PE20 1RQ
Tel : 01205 724047
Fax : 01205 723792
www.andersonandglenn.com

SHDC
Planning & Development
17 SEP 2002
Ref: 1034/02

DETERMINED
PLAN

Client
South Holland District Council

Job Title
Ayscoughfee Hall
SPALDING

Drawing Title
Proposed
New Doors to G21

Issued for LBC 09/09/2002.

Scale
1:20 @ A1

Date
Sept. 2002

Drawn by
M. Anderson

Drg. No.
A/059/18

Rev.
–

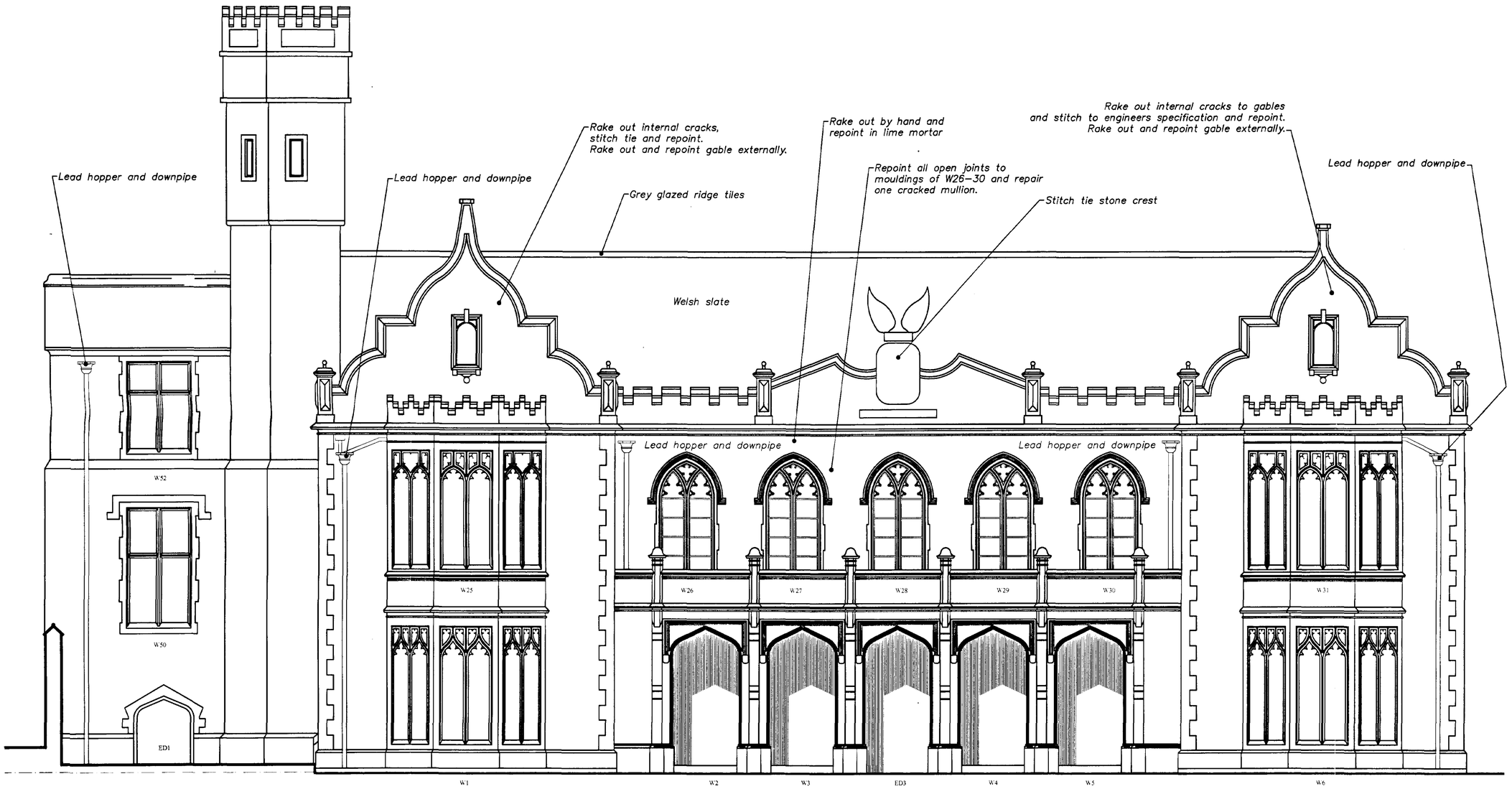

WEST ELEVATION

NOTES :

All dimensions must be checked on site and Scaled from this drawing.

BASED ON SURVEY DRAWING BY PETER LITHGOW FOR SOUTH HOLLAND DISTRICT COUNCIL

TAKE OFF ALL LEAD HOPPERS & DOWN PIPES TO WORKSHOP. ROD, REPAIR JOINTS, REFORM, RENEW BADLY MISSHAPEN SECTIONS AND REFIT.

Issued for LBC 09.09.02

	Date	Revisions
A	14.10.02	additional notes

© Copyright

Anderson and Glenn
Architectural and Landscape Consultancy
Yew Tree Nurseries
Frampton West
BOSTON PE20 1RQ

Tel : 01205 724047
Fax : 01205 723792
www.andersonandglenn.com

Client: South Holland District Council

Job Title: Ayscoughfee Hall SPALDING

Drawing Title: Proposed West Elevation

DETERMINED PLAN

Planning & Development
16 OCT 2002
Ref 1034/02

Scale: 1:50 @ A1

Date: Sept. 2002

Drawn by: M. Anderson

Drg. No.: A/059/10

Rev.: A

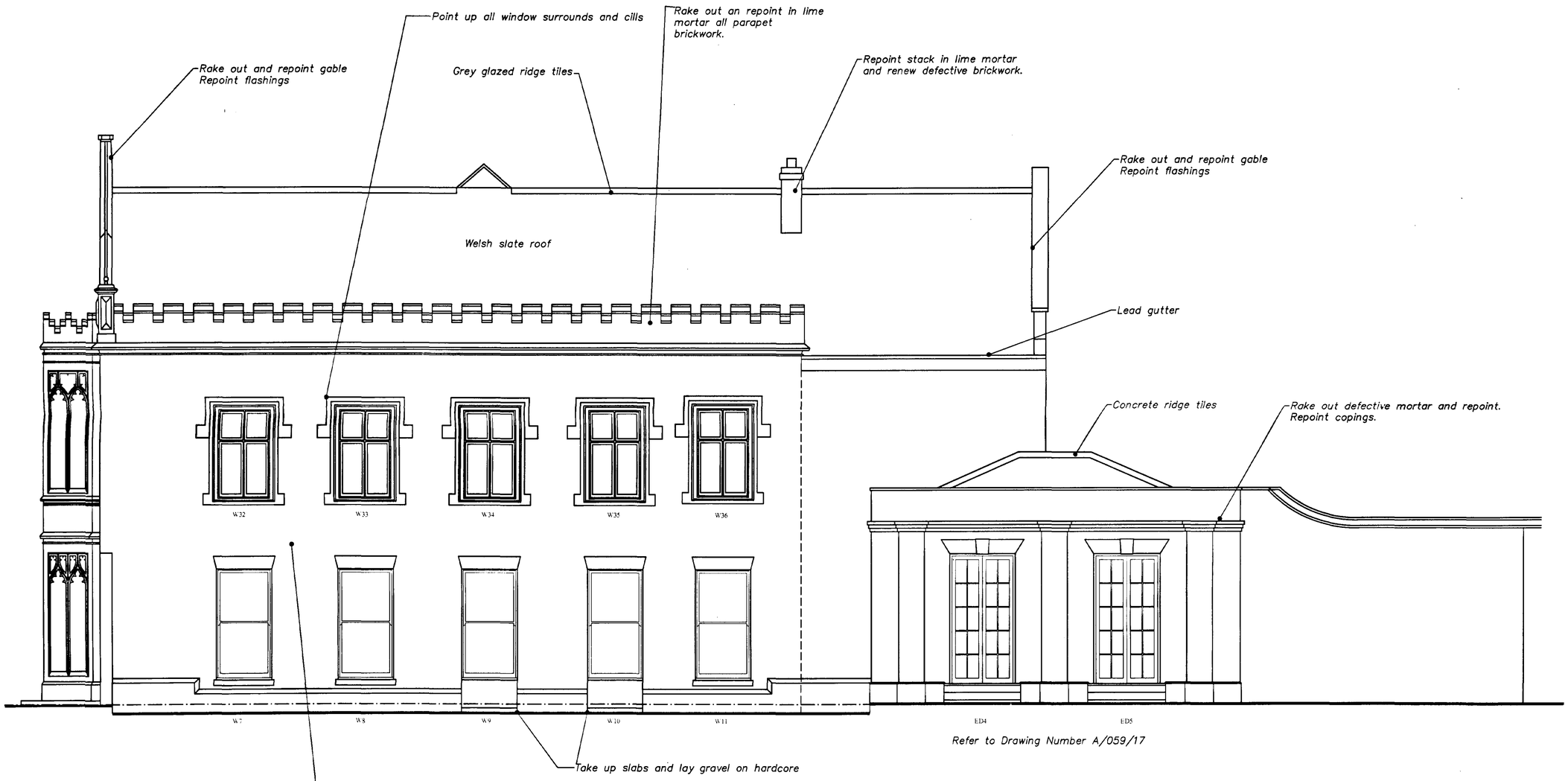

SOUTH ELEVATION

NOTES :

All dimensions must be checked on site and Scaled from this drawing.

BASED ON SURVEY DRAWING BY PETER LITHGOW FOR SOUTH HOLLAND DISTRICT COUNCIL

Issued for LBC 09.09.02

A	14.10.02	additional notes
	Date	Revisions

© Copyright

Anderson and Glenn
Architectural and Landscape Consultancy
Yew Tree Nurseries
Frampton West
BOSTON PE20 1RQ

Tel : 01205 724047
Fax : 01205 723792
www.andersonandglenn.com

Client: South Holland District Council

Job Title: Ayscoughfee Hall SPALDING

Drawing Title: Proposed South Elevation

DETERMINED PLAN

Planning & Development
16 OCT 2002
Ref 1034/02

Scale: 1:50 @ A1

Date: Sept. 2002

Drawn by: M. Anderson

Drg. No.: A/059/11

Rev.: -A

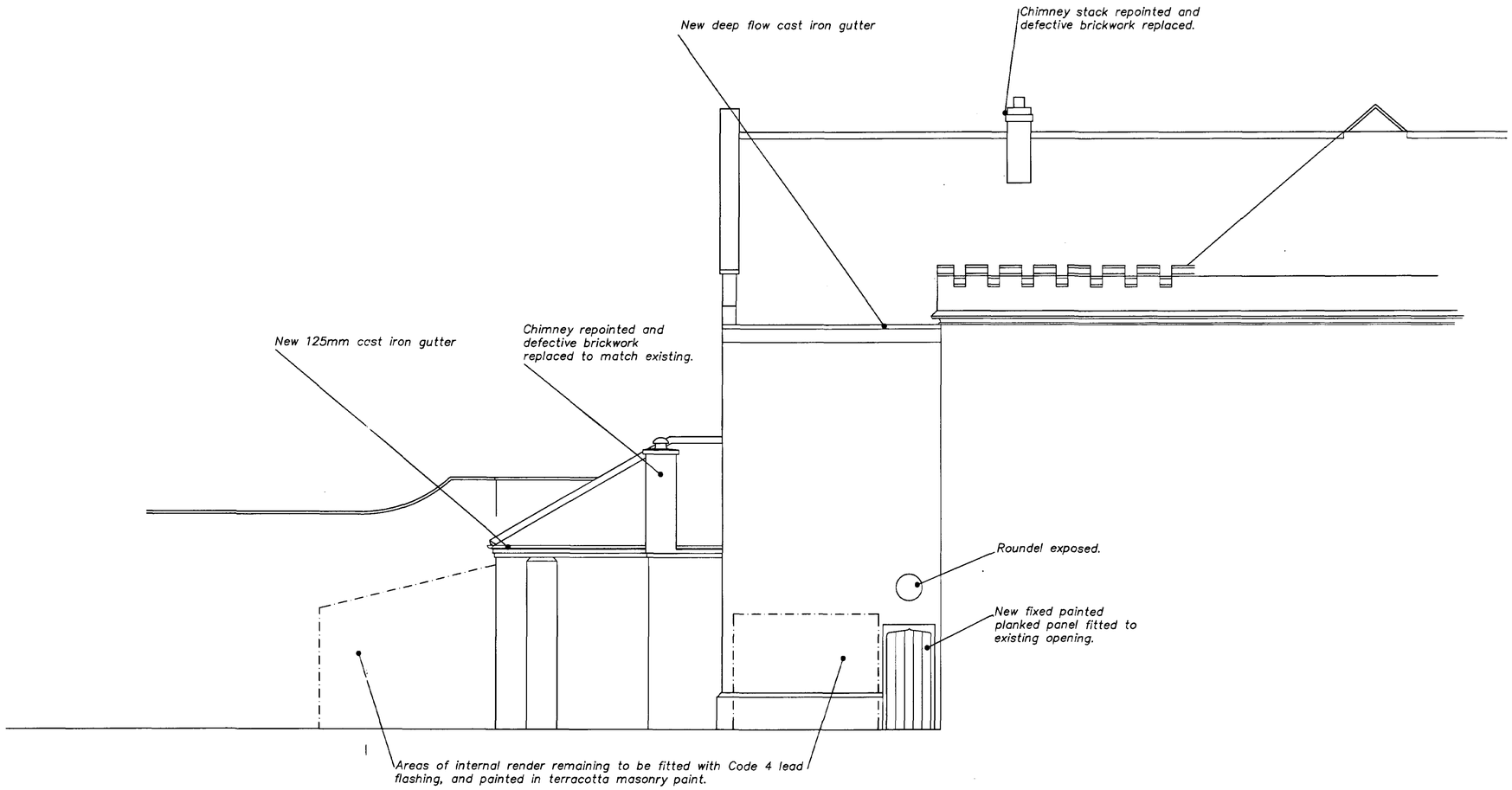

NORTH ELEVATION

NOTES :

All dimensions must be checked on site and Scaled from this drawing.

. BASED ON SURVEY DRAWING BY PETER LITHGOW FOR SOUTH HOLLAND DISTRICT COUNCIL

Issued for LBC 09.09.02

	Date	Revisions

© Copyright

Anderson and Glenn
Architectural and Landscape Consultancy
Yew Tree Nurseries
Frampton West
BOSTON PE20 1RQ
Tel : 01205 724047
Fax : 01205 723792
www.andersonandglenn.com

SHDC Planning & Development 17 SEP 2002 Ref 1034/02

DETERMINED PLAN

Client
South Holland District Council

Job Title
Ayscoughfee Hall
SPALDING

Drawing Title
Proposed North Elevation – Partial from Herb Garden

Scale
1:50 @ A1

Date
Sept. 2002

Drawn by
M. Anderson

Drg. No.
A/059/13

Rev.
–



SOUTH ELEVATION

NOTES :

All dimensions must be checked on site and Scaled from this drawing.

BASED ON SURVEY DRAWING BY PETER LITHGOW FOR SOUTH HOLLAND DISTRICT COUNCIL

ALL HIGH LEVEL BRICKWORK AT PARAPET LEVEL REPOINTED IN LIME MORTAR; COPINGS REPOINTED.

Issued for LBC 09.09.02

Date	Revisions

© Copyright

Anderson and Glenn
Architectural and Landscape Consultancy
Yew Tree Nurseries
Frampton West
BOSTON PE20 1RQ

Tel : 01205 724047
Fax : 01205 723792
www.andersonandglenn.com

SHDC Planning & Development 17 SEP 2002 Ref 1034/02

DETERMINED PLAN

Client: South Holland District Council

Job Title: Ayscoughfee Hall SPALDING

Drawing Title: Proposed South Elevation – Partial from Herb Garden

Scale: 1:50 @ A1

Date: Sept. 2002

Drawn by: M. Anderson

Drg. No.: A/059/14

Rev.: –



NORTH ELEVATION

NOTES :

All dimensions must be checked on site and Scaled from this drawing.

BASED ON SURVEY DRAWING BY PETER LITHGOW FOR SOUTH HOLLAND DISTRICT COUNCIL

RAKE OUT AND REPOINT ALL DEFECTIVE MORTAR AT HIGH LEVEL USING LIME MORTAR.

Issued for LBC 09.09.02

Planning & Development
17 SEP 2002
Ref 1034/02

DETERMINED
PLAN

Date	Revisions

© Copyright

Anderson and Glenn
Architectural and Landscape Consultancy
Yew Tree Nurseries
Frampton West
BOSTON PE20 1RQ

Tel : 01205 724047
Fax : 01205 723792
www.andersonandglenn.com

Client: South Holland District Council

Job Title: Ayscoughfee Hall SPALDING

Drawing Title: Proposed North Elevation

Scale: 1:50 @ A1

Date: Sept. 2002 | Drawn by: M. Anderson

Drg. No.: A/059/15 | Rev.: –

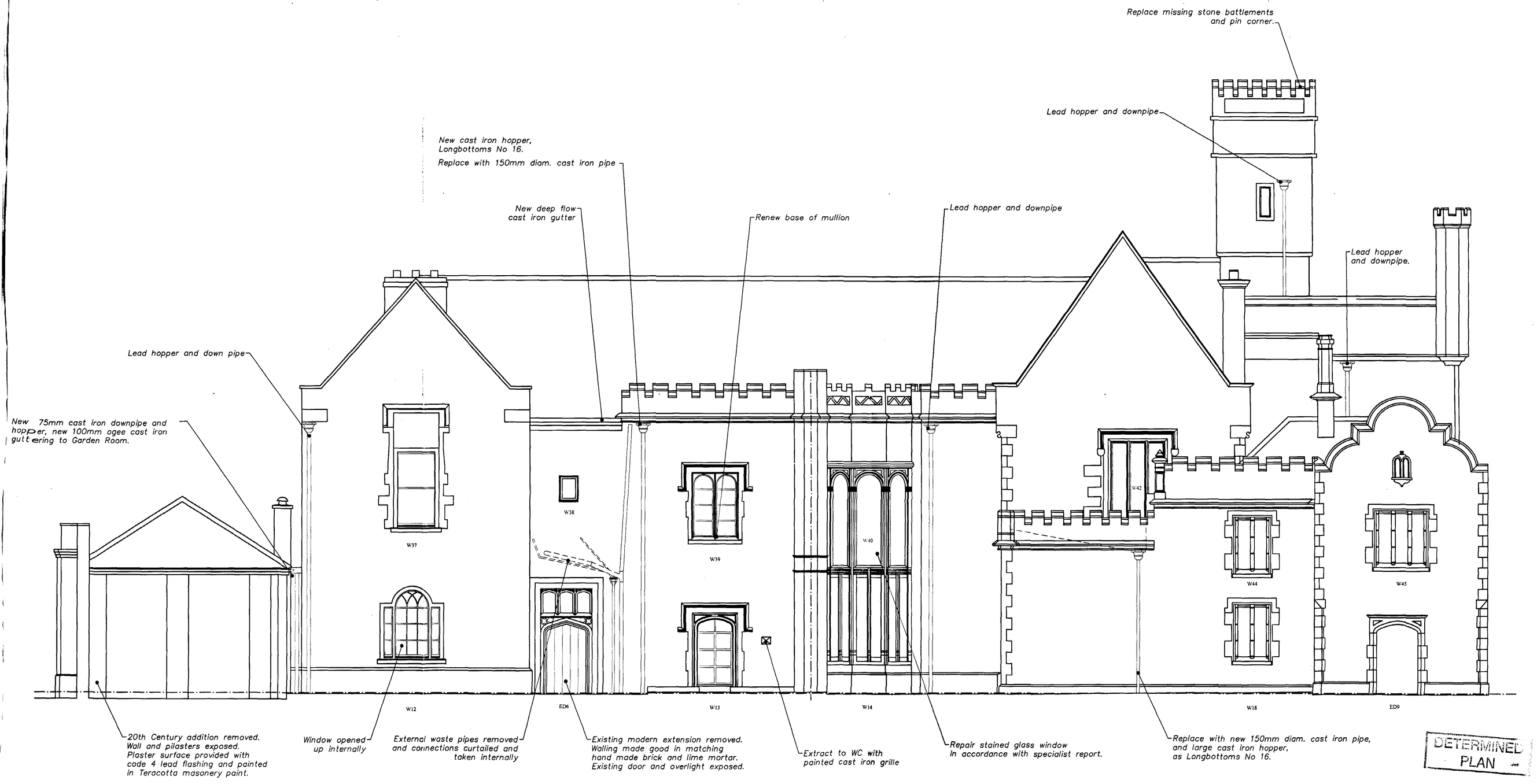

DETERMINED PLAN

Planning & Building Control
18 OCT 2002
Ref 1034/02

EAST ELEVATION

NOTES :

All dimensions must be checked on site and Scaled from this drawing.

BASED ON SURVEY DRAWING BY PETER LITHGOW FOR SOUTH HOLLAND DISTRICT COUNCIL

TAKE OFF ALL LEAD HOPPERS & DOWN PIPES TO WORKSHOP. ROD, REPAIR JOINTS, REFORM, RENEW BADLY MISSHAPEN SECTIONS AND REFIT.

RAKE OUT AND REPOINT ALL HIGH LEVEL BRICKWORK AT PARAPET LEVEL, AND REPOINT ALL COPINGS, ALL IN LIME MORTAR.

Issued for LBC 09.09.02

A	14.10.02	Note re mullion
	Date	Revisions

© Copyright

Anderson and Glenn
Architectural and Landscape Consultancy
Yew Tree Nurseries
Frampton West
BOSTON PE20 1RQ

Tel : 01205 724047
Fax : 01205 723792
www.andersonandglenn.com

Client: South Holland District Council

Job Title: Ayscoughfee Hall SPALDING

Drawing Title: Proposed East Elevation

Scale: 1:50 @ A1

Date: Sept. 2002 | Drawn by: M. Anderson

Drg. No.: A/059/12 | Rev.: A

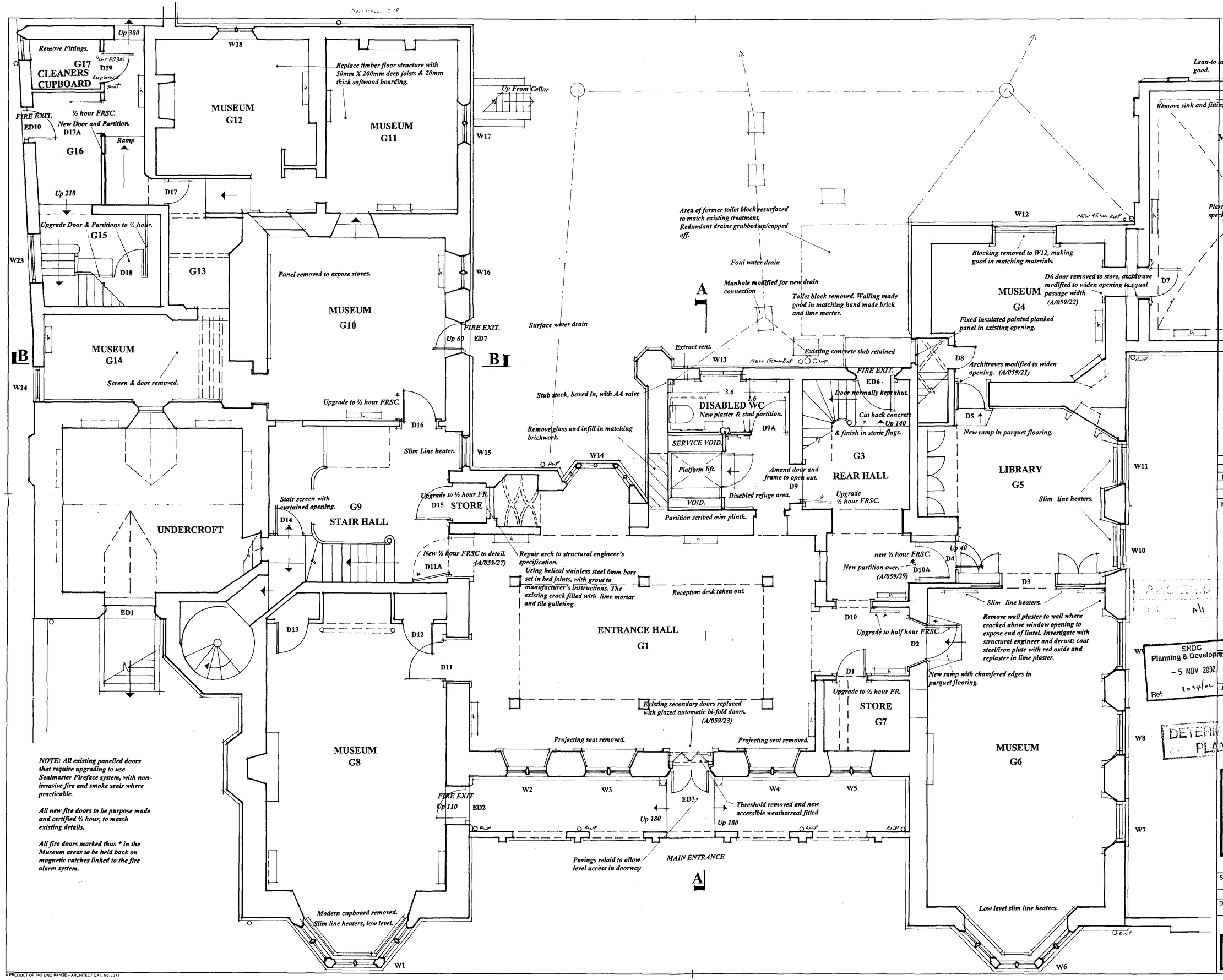

NOTES:
All dimensions must be checked on site and not scaled from this drawing.

For continuation sheet refer to A/059/08

Allow for paint analysis by specialist in Rooms G1, G3, G4, G8, G9 G21

Issued for Building Regulations approval 10/10/02

	Date	Revisions
B	1/11/2002	Structural notes amended.
A	oct 2002	ED3 amended, panel to 92 opening omitted

© Copyright

Anderson and Glenn
Architectural and Landscape Consultancy
Yew Tree Nurseries
Frampton West
BOSTON PE20 1RQ

Tel: 01205 724047
Fax 01205 723792
www.andersonandglenn.com

Client: South Holland District Council

Job Title: Ayscoughfee Hall SPALDING

SHDC Planning & Development
- 5 NOV 2002
Ref 1034/02
DETERMINED PLAN

Drawing Title: **PROPOSED GROUND FLOOR PLAN**

Scale: 1:50

Date: July 2002 | Drawn by:

Issued for LBC 09/09/2002.

Drg. No.: A/059/06 | Rev. ~~A~~ B.

NOTE: All existing panelled doors that require upgrading to use Sealmaster Fireface system, with non-invasive fire and smoke seals where practicable.

All new fire doors to be purpose made and certified ½ hour, to match existing details.

All fire doors marked thus * in the Museum areas to be held back on magnetic catches linked to the fire alarm system.

A PRODUCT OF THE UNO RANGE - ARCHITECT CAT. No. 7311

594 x 841mm A1

NOTES:

All dimensions must be checked on site and not scaled from this drawing.

F15
OFFICE

F14
SECURE LIGHTPROOF STORE

Refer to A/059/09 for proposed roof plan.

Remove hatch & infill in masonry.

½ hour FRCS.

LANDING
F11

Upgrade to ½ hour FRSC.

F10
RESOURCE ROOM

OFFICE
F12

Add partition & paint glazed door, plus signage 'BEWARE STEPS'. Amend balustrade. and handrail (A/059/24)

Re-hang door, upgrade to ½ hour FRSC.

Take out glass case and modern panels. Replace with new fixed 6 panel door to each face to detail (A/059/25 and 26)

F13
RESEARCH ROOM

Add two steel shaped brackets to balustrade to match those used on the landing. (A/059/30)

Take up existing floor boards and set aside. Clean out to expose top of vault. Provide lime concrete slab, 100mm thick with one layer of A143 mesh, tied to top of arch to undercroft vault with a matrix of stainless steel tie.s Slab is not to be let into wall. On completion reset boards on new flooring battens.

Take off external waste pipes. Take waste & soil connections internally & box in.

MUSEUM

Platform lift.
F3

WC

Remove sink.
F4

Upgrade to ½ hour FRSC.

D29A
Upgrade to ½ hour FR.

Upgrade to ½ hour FRSC.

New ½ hour FRSC to detail. (A/059/28)

Repair decorative plaster ceiling over In accordance with Engineer's specification, using system of stainless steel mesh and lightweight backing plaster on top of existing ceiling.

Mesh to be taken up sides of beams and fixed to them with stainless steel screws and washers, beam tops to remain exposed.

Reduce size of vision panel into roof. Provide drop down glazed panel in non-reflective fire resistant glass in black metal frame made by specialist. Infill remaining area using lime plaster on stainless steel mesh.

F2

Add shaped steel brackets to match those used on the main staircase to every ninth baluster. (A/059/31)

GALLERY

Amend modern timber plinth to provide sloping top.

F5
STORE

F1
MUSEUM

Remove suspended ceiling and make good.

Remove door and infill in matching masonry, bonded into existing work.

Remove black paint from windows.

F9
MUSEUM

Change to six panelled painted softwood door.

F8

Take out mouern partitions.

Change to plain fire resistant glass, full height with etched glazing manifestation.

F6

Upgrade to ½ hour FRSC.

Ramp

MUSEUM
F7

Remove surfaces where cracked and allow for investigation by structural engineer and make good on completion.

For continuation sheet refer to A/059/08

Allow for paint analysis by specialist in RoomsF2, F3, F8

Issued for Building Regulations approval 10/10/02

B	11/11/2002	Structural details amended
A	08.2002	D28 amended, fixed door to fill opening
	Date	Revisions

© Copyright

Anderson and Glenn
Architectural and Landscape Consultancy
Yew Tree Nurseries
Frampton West
BOSTON PE20 1RQ
Tel: 01205 724047
Fax 01205 723792
www.andersonandglenn.com

AMENDED PLANS
Ref. A/1

SHDC Planning & Development
- 5 NOV 2002
Ref 0346

Client: South Holland District Council

Job Title: Ayscoughfee Hall
SPALDING

DETERMINED PLAN

Drawing Title: **PROPOSED FIRST FLOOR PLAN**

Scale 1:50

Date July 2002 | Drawn by

Issued for LBC 09/09/2002.

Drg. No. A/059/07 | Rev. A-B

North wing, cellar

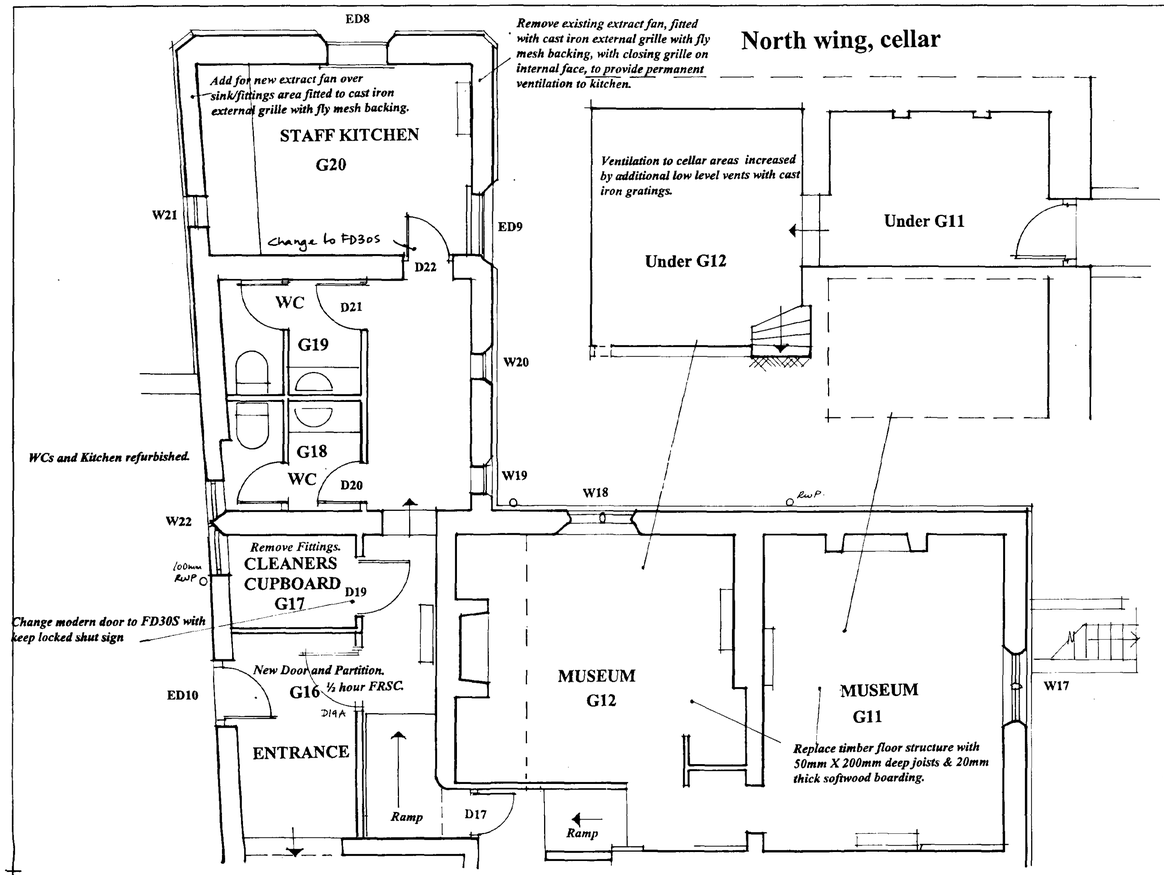

North wing, ground floor

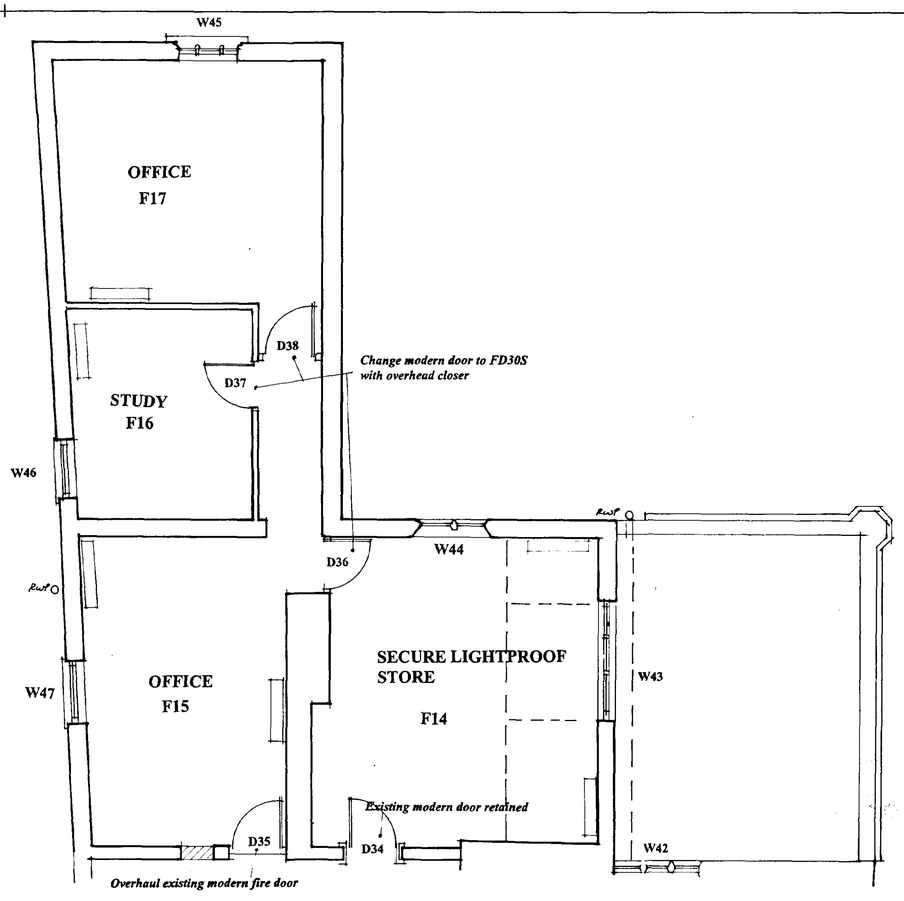

North wing, first floor

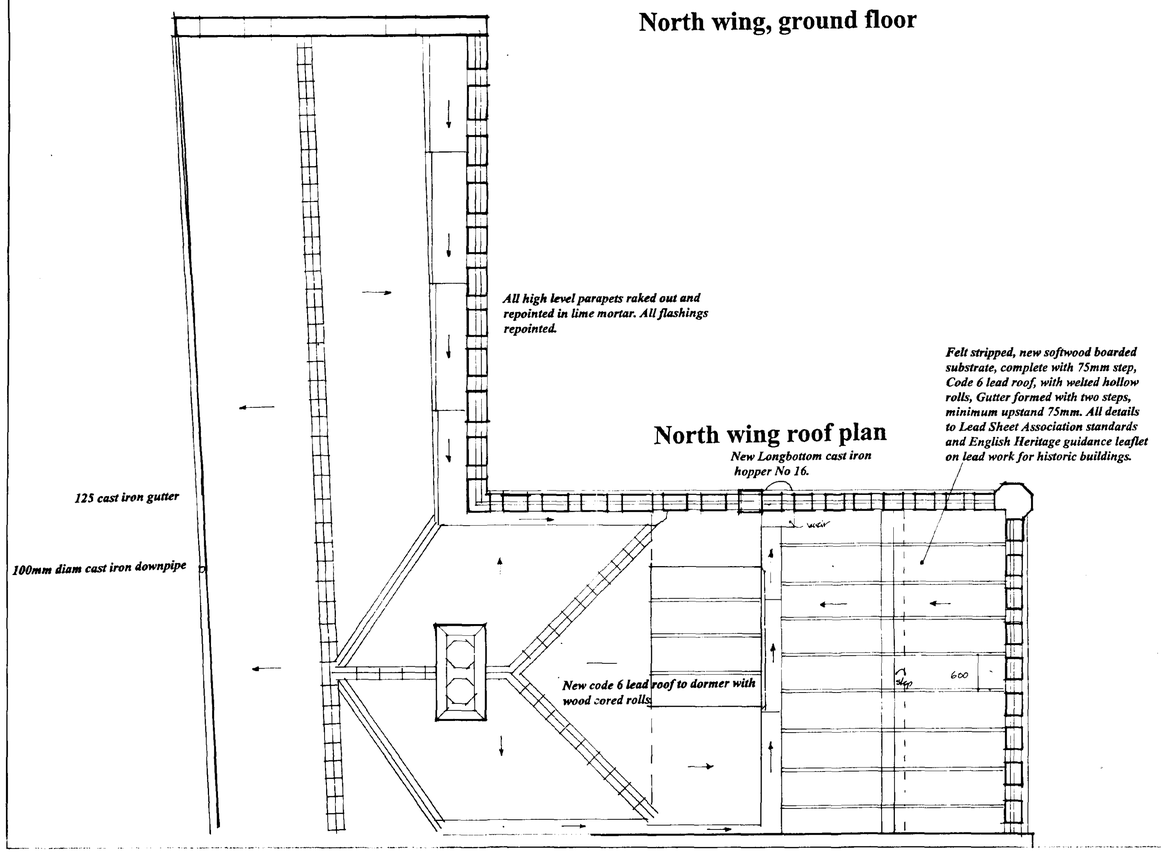

North wing roof plan

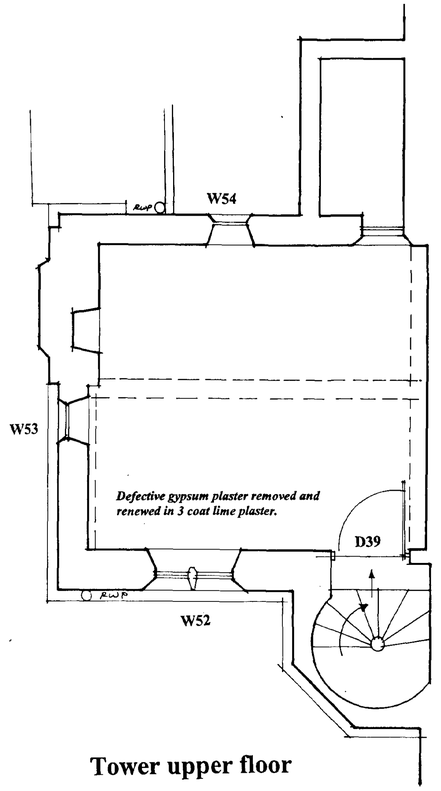

Tower upper floor

NOTES:

All dimensions must be checked on site and not scaled from this drawing.

Issued for Building Regulations approval 10/10/02

A	1/11/02	Notes re Fire doors in N. wing
	Date	Revisions

© Copyright

Anderson and Glenn
Architectural and Landscape Consultancy
Yew Tree Nurseries
Frampton West
BOSTON PE20 1RQ
Tel: 01205 724047
Fax 01205 723792
www.andersonandglenn.com

Client: **South Holland District Council**

Job Title: **Ayscoughfee Hall SPALDING**

AMENDED PLAN
SHDC Planning & Development - 5 NOV 2002 Ref 1.0346
DETERMINED PLAN

Drawing Title: **PROPOSED CONTINUATION FLOOR PLANS,**

Scale: **1:50**

Date: **July 2002** Drawn by:

Issued for LBC 09/09/2002.

Drg. No. **A/059/08** Rev. A

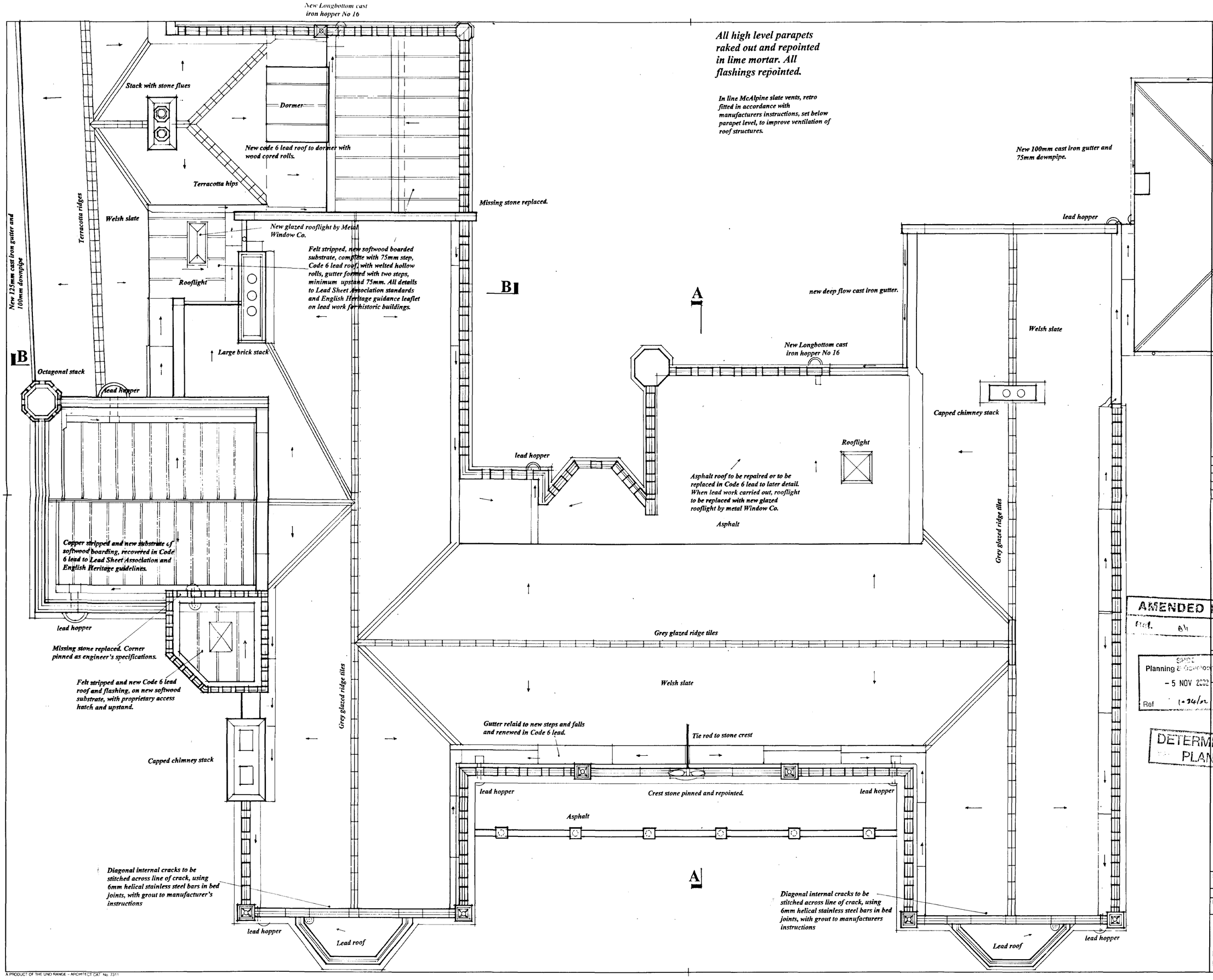

NOTES:

All dimensions must be checked on site and not scaled from this drawing.

Drawings based on previous survey information Supplied by South Holland District Council, with basic dimensions verified on site. Details of hidden gutters will be confirmed once safe access from scaffolding is available. For Continuation See A/059/03

Issued for Building Regulations approval 10/10/02

B	1/11/02	Notes re cracks added
A	OCT 2002	Section Lines Added
	Date	Revisions

© Copyright

Anderson and Glenn
Architectural and Landscape Consultancy
Yew Tree Nurseries
Frampton West
BOSTON PE20 1RQ

Tel: 01205 724047
Fax 01205 723792
www.andersonandglenn.com

AMENDED PLAN
Ref. 84

SHDC Planning & Development
- 5 NOV 2002
Ref 1-24/02

DETERMINED PLAN

Client: **South Holland District Council**

Job Title: **Ayscoughfee Hall SPALDING**

Drawing Title: **PROPOSED ROOF PLAN**

Issued for LBC 09/09/2002.

Scale: 1:50

Date: July 2002

Drawn by:

Drg. No.: **A/059/09**

Rev.: A B

A PRODUCT OF THE UNO RANGE - ARCHITECT CAT. No. 7311

594 x 841mm A1