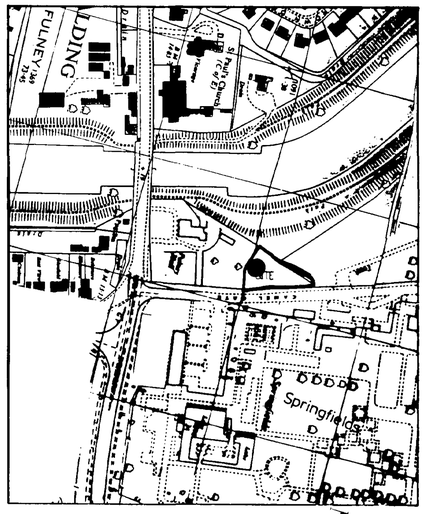

LOCATION PLAN 1 2500

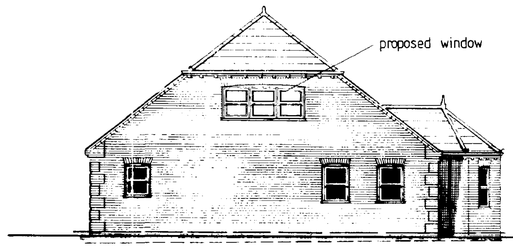

EAST ELEVATION **PROPOSED**

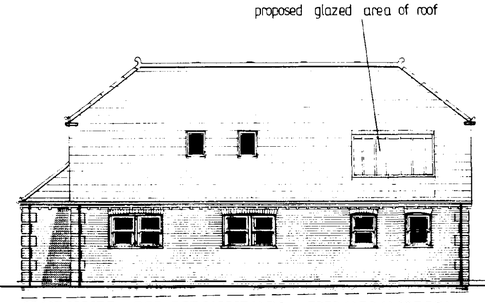

SOUTH ELEVATION **PROPOSED**

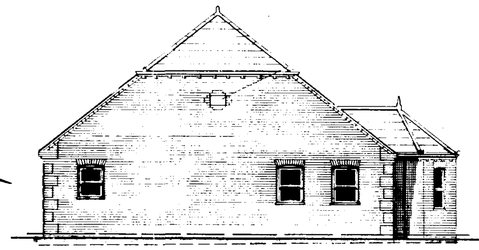

EAST ELEVATION EXISTING



SOUTH ELEVATION EXISTING

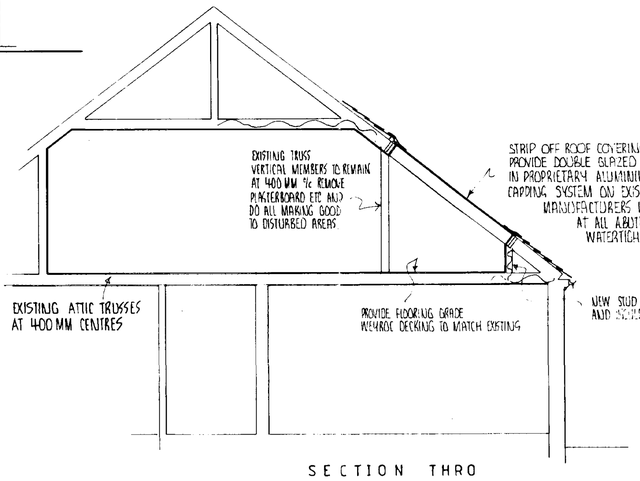

SECTION THRO

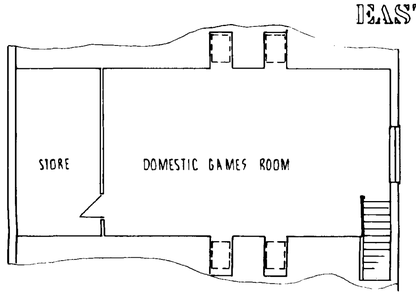

EXISTING FIRST FLOOR 1:100

SECONDARY LIGHTING

PROVIDE AND INSTALL A SECONDARY LIGHTING SYSTEM IN ACCORDANCE WITH THE CURRENT BRITISH STANDARD 5266. THE SYSTEM SHOULD BE SUPPLIED WITH ELECTRICITY FROM A SOURCE INDEPENDENT OF THE MAIN ELECTRICAL SUPPLY AND ARRANGED TO COME INTO OPERATION AUTOMATICALLY ON FAILURE OF THE LOCAL LIGHTING CIRCUIT.
ADDITIONALLY THE SYSTEM SHOULD BE CAPABLE OF :
MAINTAINING THE NECESSARY LEVEL OF ILLUMINATION FOR A MINIMUM PERIOD OF ONE HOUR FROM THE TIME OF FAILURE OR DISCONNECTION OF THE NORMAL SUPPLY
ILLUMINATING ALL CORRIDORS AND EXIT ROUTES, SUFFICIENTLY TO ENABLE PERSONS TO MAKE THEIR WAY OUT OF THE PREMISES
ENSURING THAT ALL NOTICES, FIRE ALARM CALL POINTS AND FIRE FIGHTING EQUIPMENT CAN BE READILY IDENTIFIED.

ELECTRIC : SOCKET OUTLETS AND LIGHT POINTS TO IEE REGULATIONS AND N.H.B.C STANDARD. WORKS TO BE CARRIED OUT BY AN NICEIC APPROVED CONTRACTOR.

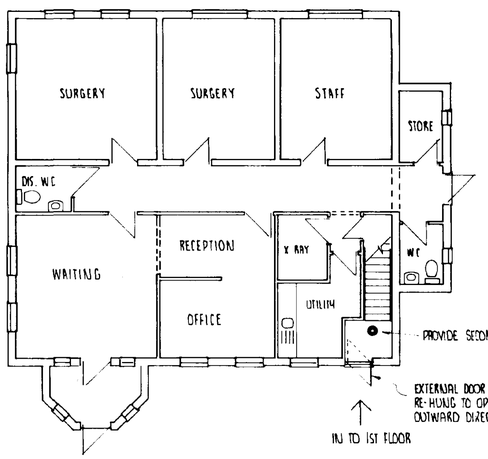

EXISTING GROUND FLOOR 1:100

PROVIDE 'FIRE EXIT' NOTICES IN BLOCK WHITE LETTERS MIN. 75 MM IN HEIGHT ON A GREEN BACKGROUND AND INCORPORATING A DIRECTIONAL ARROW AND SITE AS INDICATED

FIRE FIGHTING EQUIPMENT :

FIRE FIGHTING EQUIPMENT CONFORMING TO B.S. 5423 :- 'SPECIFICATION FOR PORTABLE FIRE EXTINGUISHERS SHOULD BE PROVIDED IN THE LOCATIONS SHOWN ON THE DRAWING. EXTINGUISHERS SHOULD BE MOUNTED ON BRACKETS SECURELY FIXED TO THE WALL WITH THEIR CARRYING HANDLE APPROXIMATELY 1 METRE FROM FLOOR LEVEL. *(SEE FIRE ALARM SYSTEM NOTES)*

FIRE WARNING SYSTEM.

Provide an electrically operated Fire Alarm System supplied from batteries trickle charge from the mains supply, audible throughout the building and installed in accordance with the current British Standard Code of Practice 5839 - 'Fire Detection and Alarm Systems in Buildings - Part 1 - Installation and Servicing'.

Break glass call points should be provided in the locations indicated on the drawings.

Automatic detectors should be provided in the areas shown, the number and type to be determined by the installing engineer.

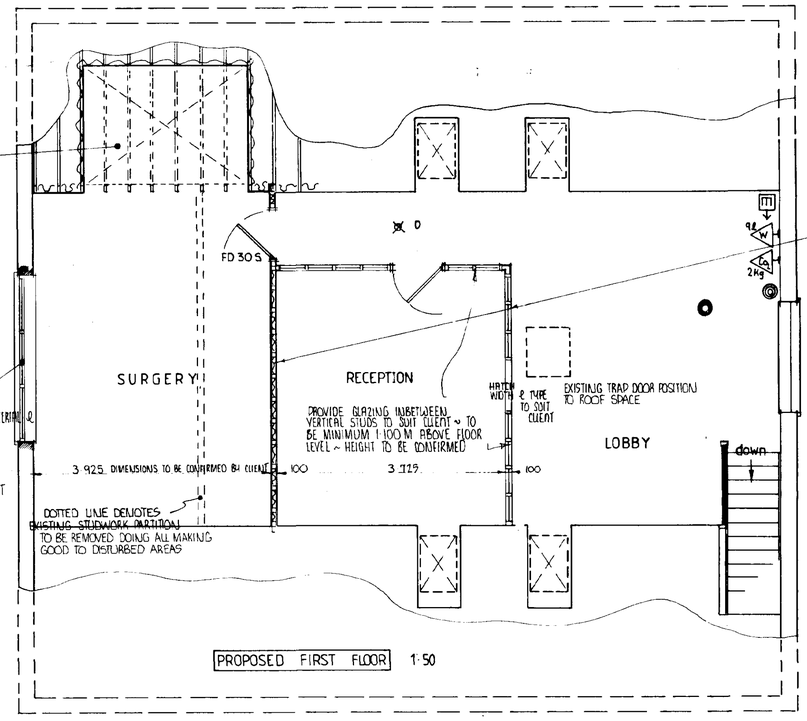

PROPOSED FIRST FLOOR 1:50

91 FIRE EXTINGUISHER. INCL. SIZE IN LITRES - WATER

2kg FIRE EXTINGUISHER INCL. SIZE IN KILOGRAMS - CARBON DIOXIDE

SECONDARY LIGHTING POSITIONS

FD 30S HALF HOUR FIRE RESISTANT DOORS WITH SELF CLOSING DEVICE - INTUMESCENT SEAL AND SMOKE SEAL

SOUTH HOLLAND DC
HOUSING & PLANNING
22 AUG 2000
Ref: 1042/00

DETERMINED PLAN

PODDINGTONS
Architectural Design Consultants
Rabbit Hollow, Church Lane, North Rauceby,
Sleaford, Lincs. NG34 8QU
Tel. (01529) 488033 Fax. (01529) 488044

Project.
Conversion Of First Floor Domestic Games Room To 2 No. Additional Dental Surgeries.
THE SURGERY, CAMELGATE, SPALDING. LINCS.

Client.
Mr. D. Trawford.

Scale.	Drawing. No.
1:50 1:100 1:2500	2983
	Rev.
Date. AUG. 2000	Drawn. J. C.
	Checked.