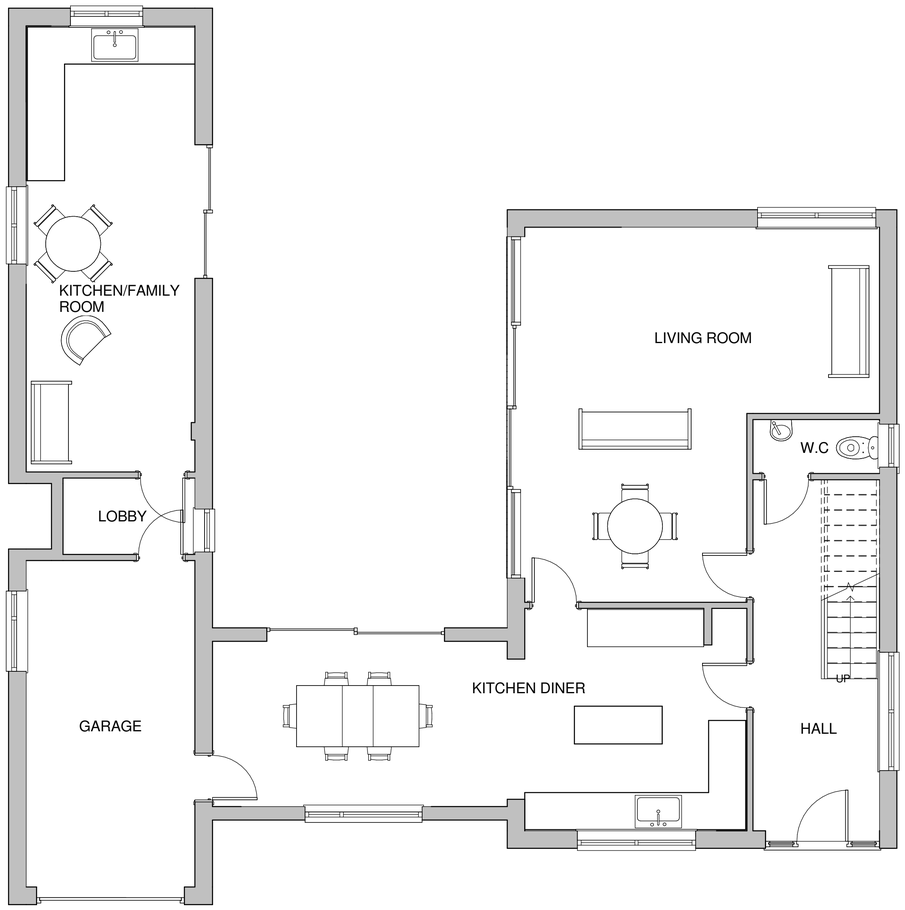
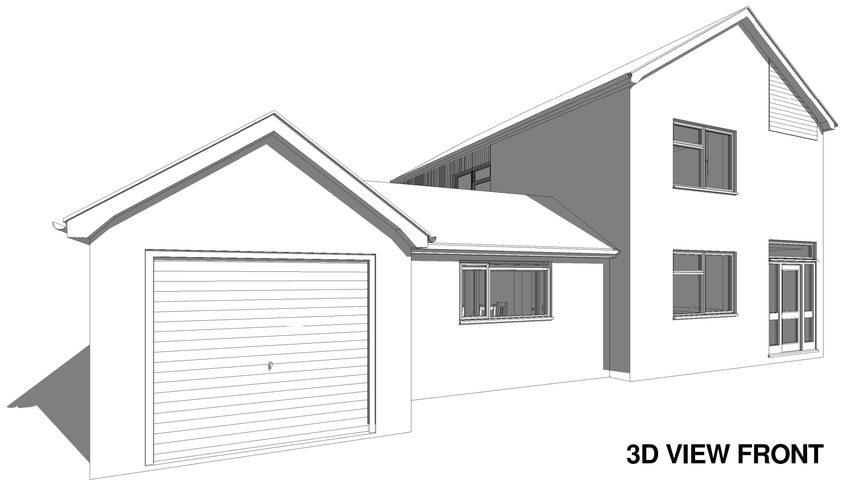
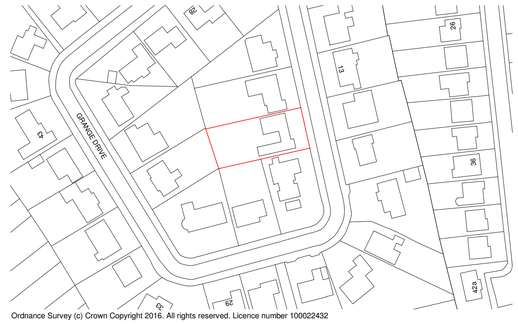


EXISTING GROUND FLOOR PLAN
1 : 50

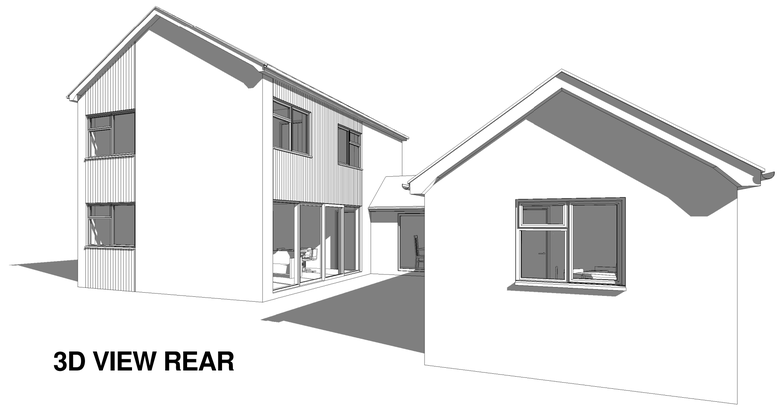


3D VIEW FRONT



Ordnance Survey (c) Crown Copyright 2016. All rights reserved. Licence number 100022432

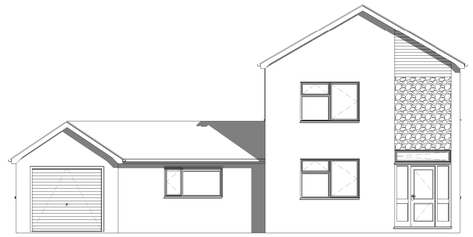
SITE PLAN
1 : 1250



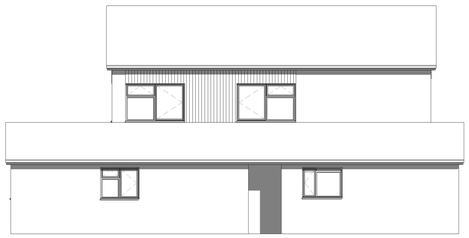
3D VIEW REAR



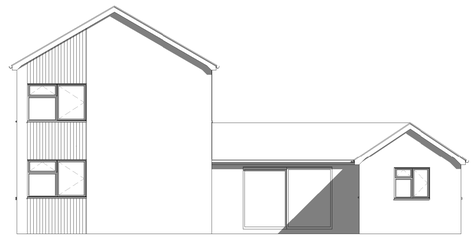
EXISTING FIRST FLOOR PLAN
1 : 50



EXISTING FRONT (E) ELEVATION
1 : 100



EXISTING SIDE (S) ELEVATION
1 : 100



EXISTING REAR (W) ELEVATION
1 : 100

Rev	Description	Date

W2 ARCHITECTURAL LIMITED
Rualen, Mill Green Road, Pinchbeck, Spalding, Lincolnshire, PE11 3PU
w2architectural@gmail.com

PROJECT

TWO STOREY SIDE EXTENSION & INTERNAL ALTERATIONS

CLIENT

MR & MRS LYON
10 GRANGE DRIVE
SPALDING
LINCS
PE11 2DX

DRAWING

EXISTING FLOOR PLANS
EXISTING ELEVATIONS
SITE PLAN

DRAWING NUMBER:	DATE:
W2/022/16/00	15/09/16
DRAWN BY:	SCALE (@ A1):
JC	As indicated

COPIES OF THESE DRWGS MUST NOT BE TAKEN, TRACED OR ALTERED FOR ANY PURPOSE OTHER THAN THAT FOR WHICH THEY ARE ISSUED WITHOUT WRITTEN PERMISSION OF W2 ARCHITECTURAL LIMITED. THESE SERVICES ARE PRODUCED ONLY FOR THE PURPOSE OF OBTAINING PLANNING OR BUILDING REGULATIONS APPROVAL AND DO NOT CONTAIN A FULL SPECIFICATION FOR THE PROPOSED WORK AND MUST NOT BE USED AS A CONTRACT DOCUMENT ALONE.
THE PROPOSED WORK WILL NOT BE SUPERVISED/INSPECTED BY W2 ARCHITECTURAL LIMITED (unless agreed otherwise in writing by the client). THEREFORE IT IS THE CLIENT OR THEIR APPOINTED BUILDER/CONTRACTORS RESPONSIBILITY TO CONTROL WORKMANSHIP/MATERIALS AND SPECIFICATION AND ANY VARIATIONS TO THE APPROVED DRWGS AND SPECIFICATION. ANY QUERIES SHOULD BE RAISED WITH W2 ARCHITECTURAL LIMITED. DRAWINGS, THE FACT THAT MATTERS ARE NOT MENTIONED DOES NOT ALEVIATE THE BUILDER/CONTRACTOR FROM RESPONSIBILITES OF NON-COMPLIANCE IN CARRYING OUT THE WORK. ALL WORKS AND MATERIALS TO BE FITTED AND INSTALLED TO THE MANUFACTURERS INSTRUCTIONS AND COMPLY WITH THE MANUALS AND APPROVED DOCUMENTS OF THE BUILDING REGULATIONS AND CURRENT NHBC TECHNICAL REQUIREMENTS CODES OF PRACTICE. THESE DRWGS ARE NOT TO BE SCALED FOR ANY PURPOSE WHATSOEVER AND ARE NOT TO BE USED FOR CONSTRUCTION/ORDERING PURPOSES. ALL DIMENSIONS FOR SETTING OUT OF THE WORKS AS SHOWN ON THE DRAWING TO BE CHECKED BY THE BUILDER/CONTRACTOR PRIOR TO THE COMMENCEMENT OF WORK AND ANY DISCREPANCIES REPORTED IMMEDIATELY. WHERE APPLICABLE DIMENSIONS SHOWN ARE EITHER THE OUTSIDE/INSIDE OF bwk OR blockwork AND NOT FINISHED PLASTER. IT IS RECOMMENDED THAT A SITE SOIL SURVEY IS CARRIED OUT TO DETERMINE THE FOUNDATION DEPTHS AND THAT THE CONSTRUCTION OF ANY FOUNDATIONS IS ESTABLISHED BY THE BUILDER/CONTRACTOR PRIOR TO COMMENCEMENT OF WORK AND REPOSITIONED TO SUIT THE INDIVIDUAL SERVICE SUPPLIERS INSTALLATION RECOMMENDATIONS.

HEALTH & SAFETY
the client is to ensure that the appointed contractor is familiar
with and complies with Health & Safety for Building Sites and Work Places.