L. A. BUILDING DESIGN

Architectural Practice
55 Hannam Boulevard
Spalding Lincolnshire
Telephone Spalding (01775) 711437

REPRODUCED FROM THE ORDNANCE SURVEY 1: 2500 SCALE MAP
WITH THE PERMISSION OF THE CONTROLLER OF HER MAJESTY'S STATIONERY OFFICE
CROWN COPYRIGHT RESERVED

THIS PLAN FOR IDENTIFICATION PURPOSES ONLY

DETERMINED
PLAN

1286/00

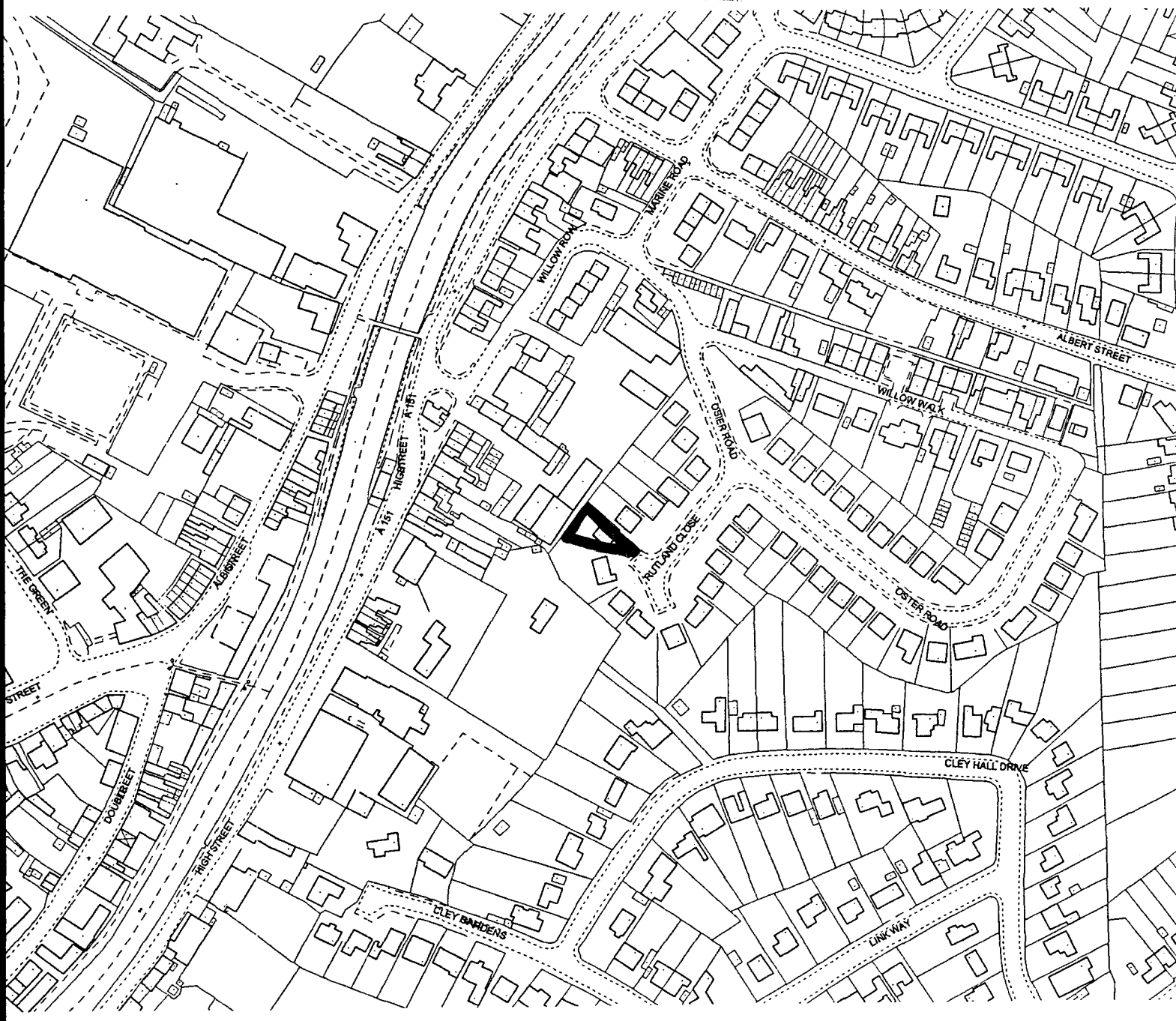

E L E V A T I O N S

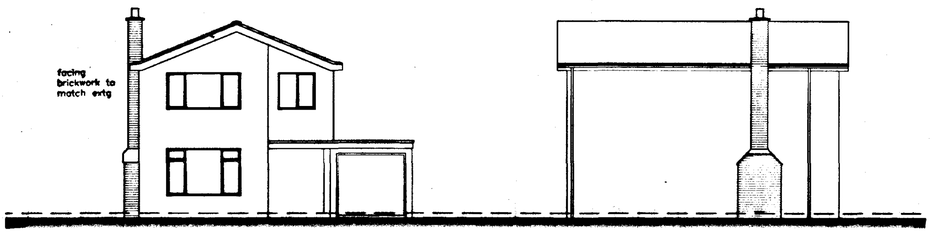

FRONT SIDE

SPECIFICATION NOTES

Form new chimney and fireplace opening constructed in brickwork on foundation of concrete GEN3 300mm thick to size indicated on plan.
Brickwork to be in clay facing bricks in natural mortar to match existing externally. Jambs and back to fireplace opening to be in 215mm solid brickwork construction in cement mortar using a suitable refractory type brick.

Incorporate REDBANK or similar, lintel, throat, corbels and starter block set to support extg cavity walling over new opening and lead into flue liners.

Flue liners to be in clay, socketed type 225mm with sockets laid uppermost joint using fireproof cement mortar. Flue liners to be to BS1181:1971(1977).

Pack around flue liner and masonry chimney with weak mix concrete.

Bed precast concrete coping holed for chimney pot and bed pot.

Make up floor construction in graded hardcore 75mm down compacted in layers not exceeding 200mm, blind with sand and lay 300 micron polythene damp proof membrane to lap continuously with dpc in inner leaf wall construction.

100mm minimum GEN4 concrete floor slab and minimum 75mm thickness 1:3 cement/sand mortar screed topping to make up to required fireplace hearth height.

Air supply system to be by underfloor draught formed by 2no 215mm x 65mm air grilles to periscopic type underfloor void ventilators connected to 100mm GVC pipes leading to ash pit with galv bucket below hearth. Incorporate within pipework system butterfly type valve air control – system as BAXI UNDERFLOOR DRAUGHT.

Form back gutter to chimney where it passes through tiled roof construction using 75mm x 50mm treated softwood framing fixed so as not to be closer to face of masonry chimney than 40mm. Fix treated 175mm x 25mm softwood layboards in multiples as required to form solid support for lead sheet lining to back gutter including angle fillets and drips etc as necessary.
Line gutter with CODE 5 sheet lead laid over isolating membrane and fixed up under tiles and below extg roof underlay felt. Lead to be carried up 450mm from gutter level.

Lead flashings and stepped flashings to be in CODE 4 sheet lead. All properly and neatly dressed without damage, lead wedged and pointed.

Provide additional downpipe where chimney intersects extg and install new section of drain in 110mm diameter PVC-U underground pipe laid to falls and connect into extg system adjacent to extg downpipe at rear of house. Bed and surround pipe with 50mm peagravel. Provide paving slab path protection over new pipe.

Provide, bed and fix roof tiles to match colour of extg tile to small areas of tops of brickwork projections.

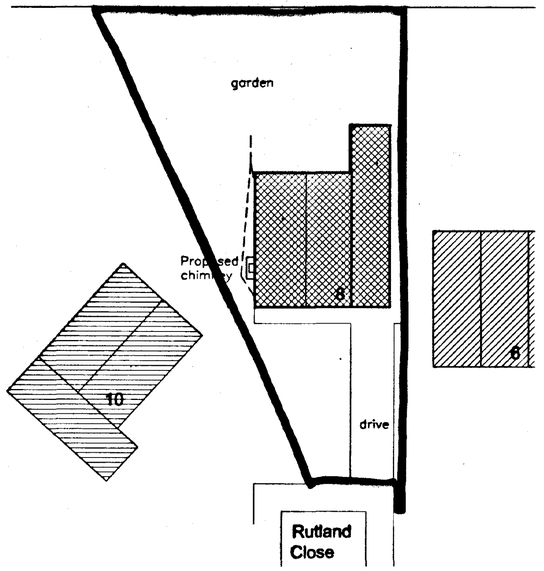

B L O C K P L A N

Scale 1 : 200

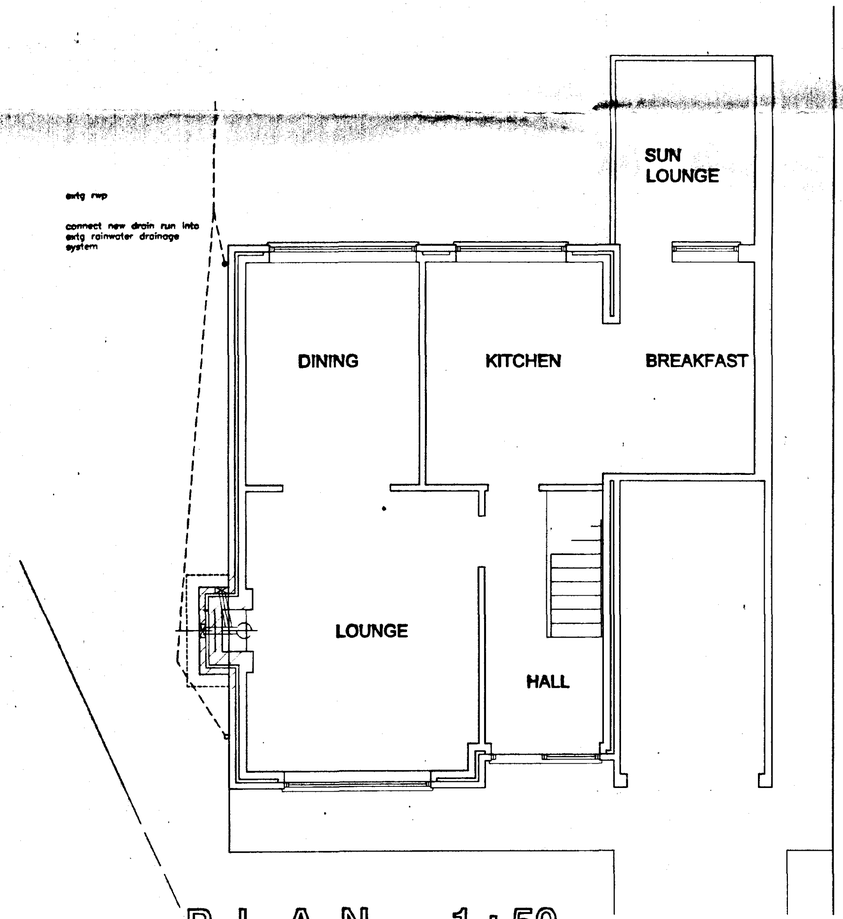

P L A N 1 : 50

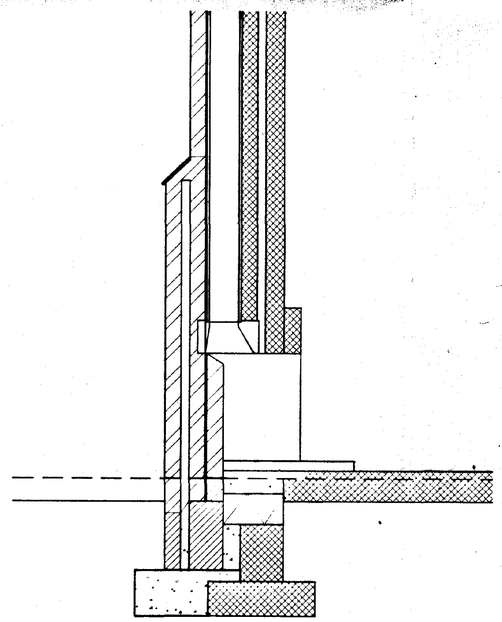

S E C T I O N 1 : 20

DETERMINED PLAN

SOUTH HOLLAND DC HOUSING SERVICES
25 OCT 2000
Ref: 1286/00

L. A. Building Design
Architectural and Surveying Practice
55 Hannam Boulevard
Spalding
Lincolnshire PE11 1LB
Telephone/Fax: Spalding (01775) 711437

Peter S Lithgow MCIOB MBIAT
Member of the Chartered Institute of Building and Member of the British Institute of Architectural Technologists

project
Proposed Chimney
at
8 Rutland Close
Spalding
Lincolnshire
PE11 1UY

client
Mr and Mrs R Vaitkevicius

drawing
Chimney

date	scales
Sep 2000	1/100 1/50 & 1/200
drawn by	checked
Peter S Lithgow	
job no	drawing no
20/11	01