

FRONT

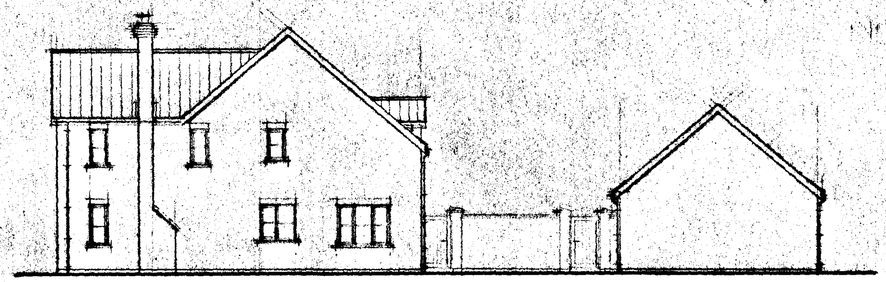

SIDE

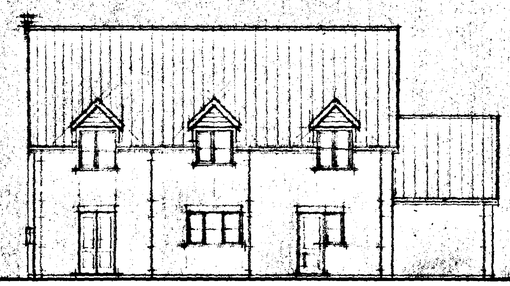

REAR



SIDE

DO NOT SCALE FROM THIS DRAWING
This drawing is copyright and may not be altered, traced, photographed or used for any purpose other than that for which it is issued.
The General Contractor is to check all dimensions on site and report discrepancies to the Architect.
All details shown on this drawing including foundations are based upon typical site conditions related to the area. No responsibility can be accepted for abnormal conditions which may be discovered during construction unless reported to the Architect so that design amendments may be considered. Fee and quotation are recommended in respect of

SOUTH HOLLAND DC
HOUSING & PLANNING
29 DEC 1997
Ref: 1331/97

DETERMINED PLAN

G. R. MERCHANT
I.ENG AMICE, FIWO,
ARCHITECTURAL, STRUCTURAL
& LAND DRAINAGE CONSULTANT
TEL: HOLBEACH (01406) 490800

PROJECT:

HOUSE & GARAGE
SPALDING COMMON ROAD
SPALDING

CLIENT:

MR & MRS M.W. HUTCHINSON

SCALES:	DATE:
1/100	*NOV 1997*
G.R.MERCHANT.	DRAWING No.: *MWH.03*

REVISIONS:

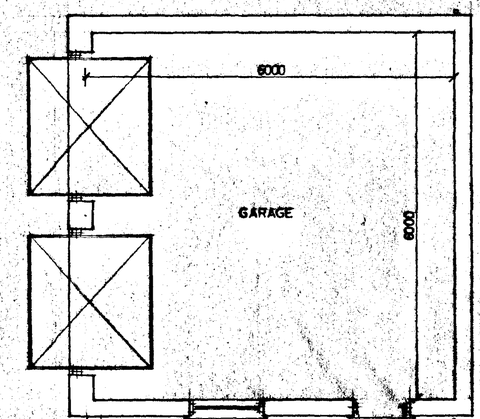



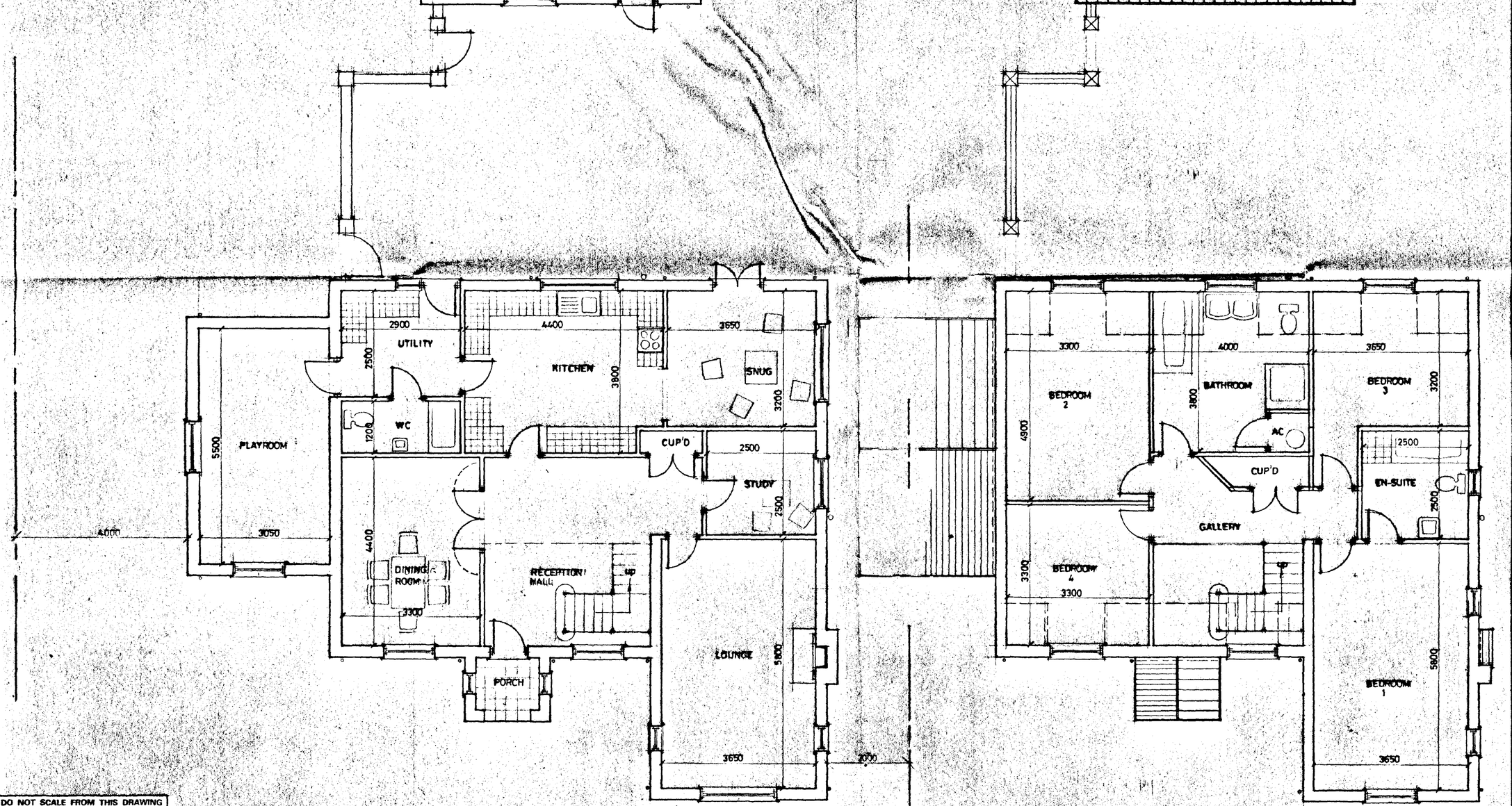

GROUND FLOOR PLAN

FIRST FLOOR PLAN

DO NOT SCALE FROM THIS DRAWING

This drawing is copyright and may not be altered, traced, photographed or used for any purpose other than that for which it is issued.
The General Contractor is to check all dimensions on site and report discrepancies to the Architect.
All details shown on this drawing including foundations are based upon typical site conditions related to the area. No responsibility can be assumed for abnormal conditions which may be discovered during construction unless reported to the Architect so that design amendments may be considered. Site soil surveys are recommended in respect of foundations to establish specific site conditions before foundation work is undertaken.

SOUTH HOLLAND DISTRICT COUNCIL
HOUSING & PLANNING
29 DEC 1997
Ref: 1331/97

DETERMINED PLAN

G. R. MERCHANT
I.ENG AMICE, FIWO,
ARCHITECTURAL, STRUCTURAL
& LAND DRAINAGE CONSULTANT
TEL: HOLBEACH (01406) 490800

PROJECT:
HOUSE & GARAGE
SPALDING COMMON ROAD
SPALDING

CLIENT:
MR & MRS M.W. HUTCHINSON

SCALES: *1/50 1/100*
DATE: *NOV 1997*
G.R.MERCHANT
DRAWING No.: *MWH.02*
REVISIONS:

LANDSCAPING SCHEME

A 1.8M HIGH CLOSE BOARDED FENCE

B WHITEBEAM (SORBUS ARIA LUTESCENS) FEATHERED

C HAWTHORN (CRATAEGUS OXYACANTHOIDES) FEATHERED

D BEECH (FAGUS SYLVATICA) FEATHERED

E SILVER BIRCH (BETULA PENDULA) FEATHERED

F GREEN BEECH HEDGE (FAGUS SYLVATICA)

All planting to be in accordance with BS 4428:1989 and amendment No.1 (1991)

All trees to be planted with minimum 0.6m plastic mulch mat and to be staked, tied and tubed.

1/3 to 1/2 bag of peat free tree and shrub planting compost to be incorporated into backfill for each tree hole.



SITE PLAN
1 : 250

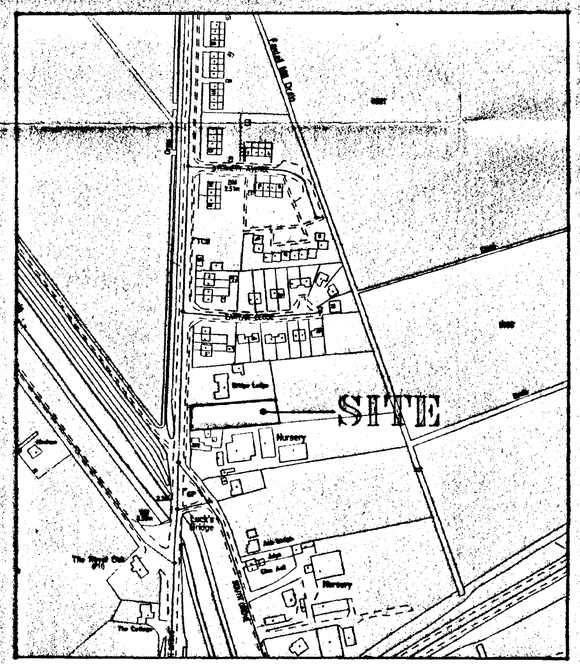

LOCATION PLAN
1 : 2500

DO NOT SCALE FROM THIS DRAWING

This drawing is copyright and may not be altered, traced, photographed or used for any purpose other than that for which it is issued

The General Contractor is to check all dimensions on site and report discrepancies to the Architect.

All details shown on this drawing including foundations are based upon typical site conditions related to the area. No responsibility can be accepted for abnormal conditions which may be discovered during construction unless reported to the Architect so that design amendments may be considered. Site soil surveys are recommended in respect of foundations to establish specific site conditions before foundation work is undertaken.

SUMMIT 2299 4967

SOUTH HOLLAND DC
HOUSING & PLANNING
29 DEC 1997
Ref: 1331/97

DETERMINED PLAN

G. R. MERCHANT
I.ENG AMICE, FIWO,
ARCHITECTURAL, STRUCTURAL
& LAND DRAINAGE CONSULTANT
TEL: HOLBEACH (01406) 490800

PROJECT:
HOUSE & GARAGE
SPALDING COMMON ROAD
SPALDING

CLIENT:
MR & MRS M.W. HUTCHINSON

SCALES:	DATE:
AS INDICATED	*NOV 1997*
G.R.MERCHANT	DRAWING No.: *MWH.01*

REVISIONS:

6046 11947