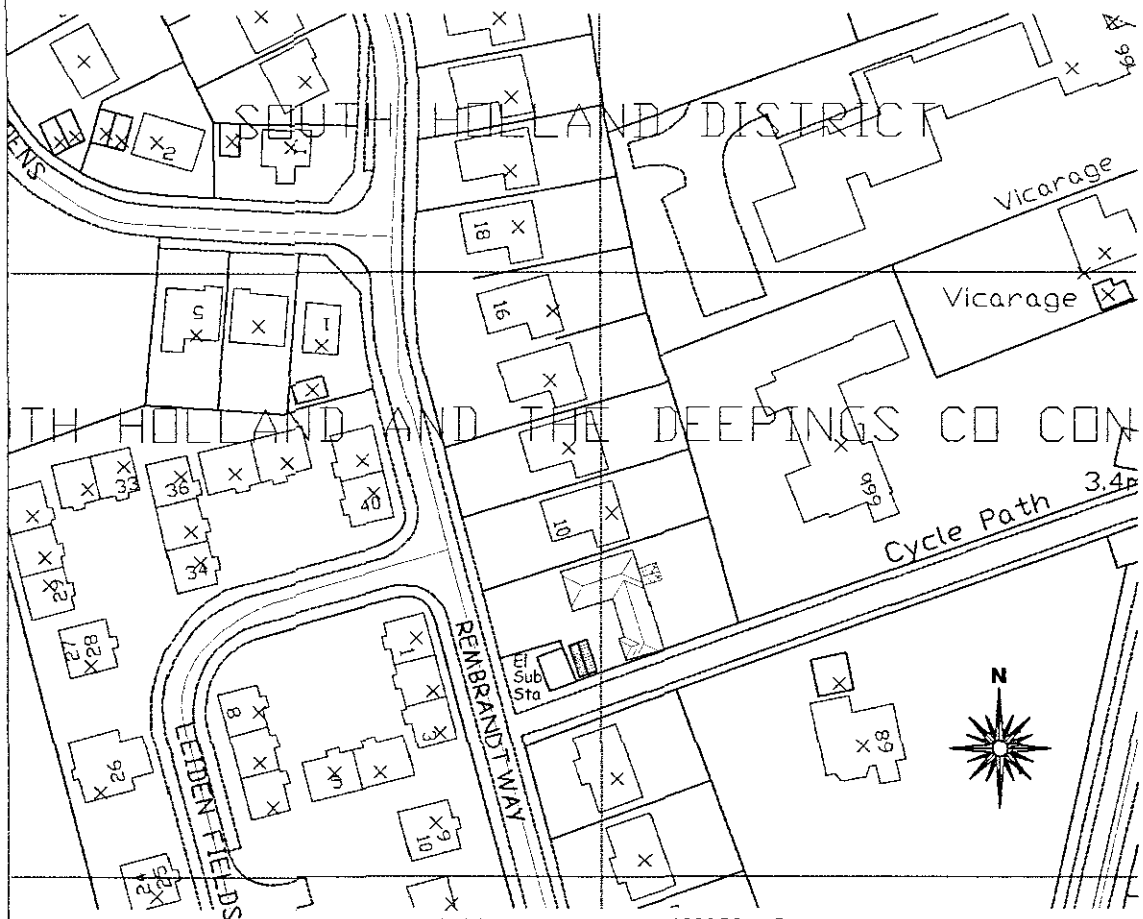

wn Copyright. All rights reserved. Licence number 100020449

LOCATION PLAN
Scale 1:1250

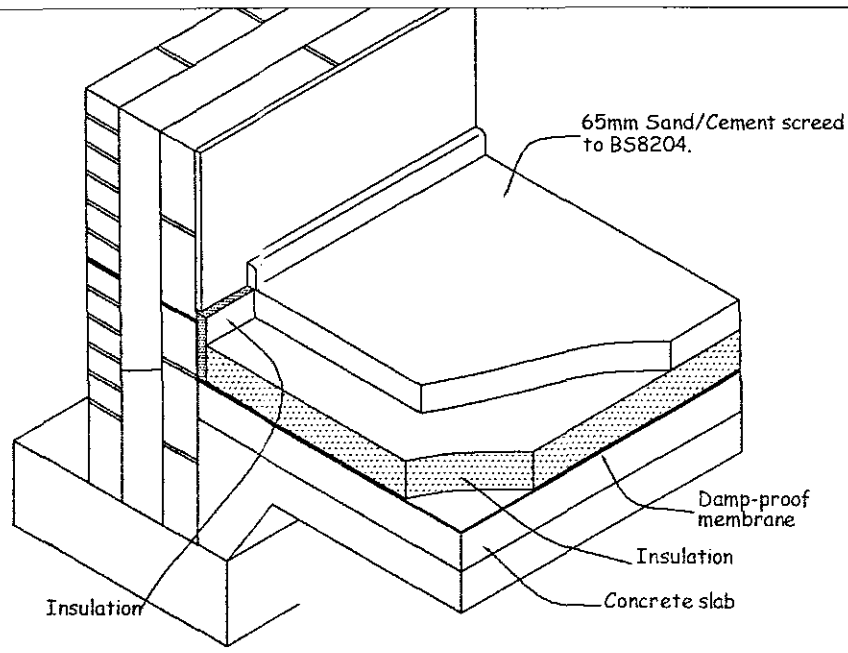

NOTE: Damp-proof membrane can also be positioned below the concrete slab.

TYPICAL ISOMETRIC SLAB DETAIL
Not to Scale

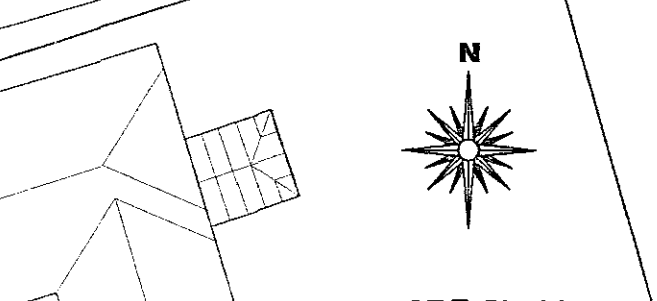

TYPICAL WINDOW HEAD DETAIL
Not to Scale

SITE PLAN
Scale 1:250

Dotted Line shows position of Anglian Water sewer pipe.

AMENDED PLAN
Ref. A1

1423/04/A1

remway design Ltd
3, Rembrandt Way
Spalding
Lincs
PE11 3HX
Tel: 07815 112 058
Fax: 01775 768 921
e-mail: jason@remwaydesign.co.uk

Site :
Mr & Mrs Borszczowskyj
18 Thornton Road
Spalding
PE11 2PS

Client :
Proposed Side Extension & Garage Conversion

Date : sept04 | Scale : 1:500/ 1:1250

Drawing No:
rem 949 - 02