proposed

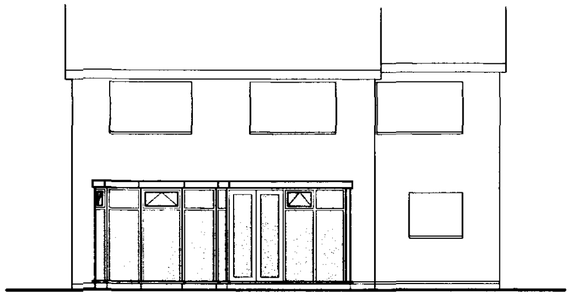

PROPOSED REAR
ELEVATION 1:100

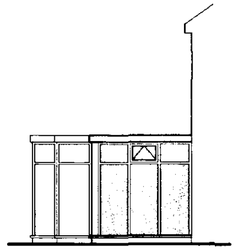

PROPOSED RIGHT HAND
SIDE ELEVATION

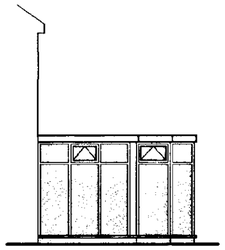

PROPOSED LEFT HANI
SIDE ELEVATION

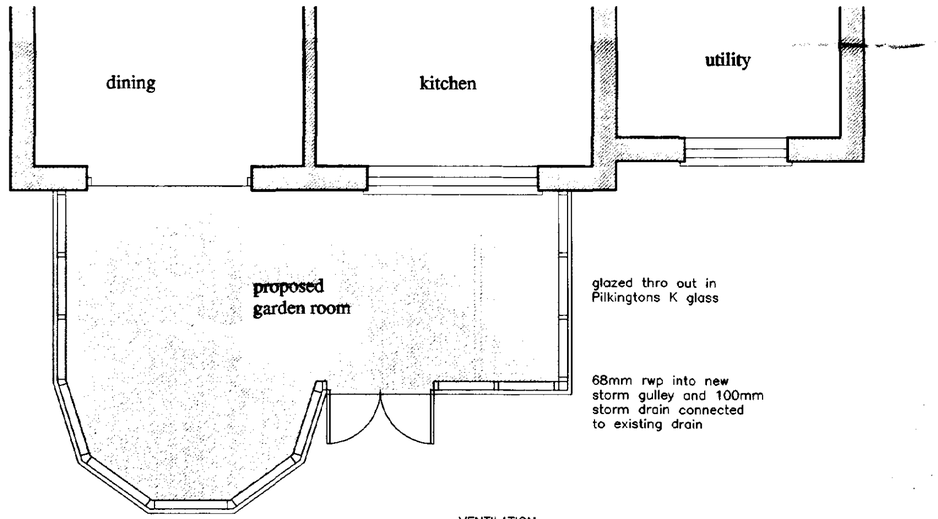

PROPOSED PART GROUND FLOOR PLAN 1:50

GLAZING
Glazing to all windows and doors to be proprietary high performance double glazed units with 12mm air gap.

All windows and doors to be draft stripped.

Glazing to all doors,windows and panels within 300mm horizontally of a door frame, any glazing installed lower than 800mm above FFL and any glazing within 1500mm of the floor to be either laminated or toughened glass complying with BS 6202:1981

VENTILATION
All habitable rooms to have ventilation of 8000 sq mm via 225x225mm air bricks or via trickle vents in window heads.

FLASHINGS
Code 4 lead flashings to comply with BS 1178 and all in accordance with Lead Handbook

DRAINAGE
Existing drains to be inspected on site with Local Authority Building Inspector and new drains installed as per these discussions

existing

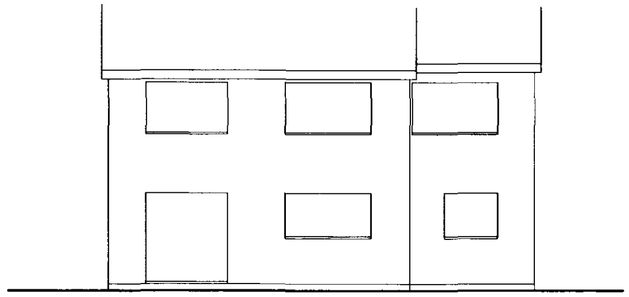

EXISTING REAR
ELEVATION 1:100

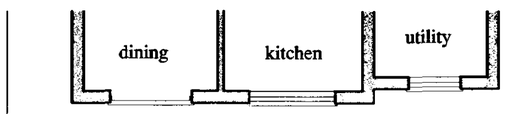

EXISTING PART GROUND FLOOR PLAN 1:100

SOUTH HOLLAND DC
HOUSING & PLANNING
20 DEC 2001
Ref: 1445/01

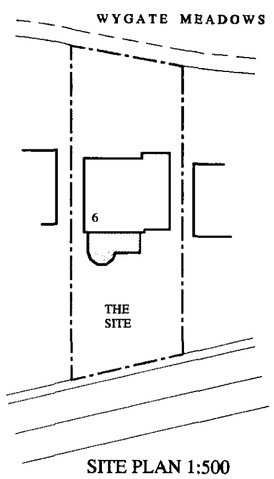

SITE PLAN 1:500

Reference drawings | Legend | Notes

DETERMINED PLAN

Staybrite
CONSERVATORIES
Ref:351038 Temp no:TN

Revisions

Client: MR & MRS.HAYWARD
6 Wygate Meadows,Spalding,PE11 1XZ

Project: GARDEN ROOM EXTENSION
PLANS AND ELEVATIONS

Drawn: DJR | Date: DECEMBER 2001

Scale (when plotted at A2format) 1:500,1:100 & 1:50

S. H. Architectural Services Ltd.
3 Meadway Close, Hednesford, Cannock, Staffs WS12 5PD
Telephone 01543 877510 Fax 01543 871400
Mobile 07710 359905. Email jrey877@aol.com Copyright ©

Drawing number: **SB 2001:21** | **01** Rev