N.B. All elevations in facing brickwork unless otherwise stated

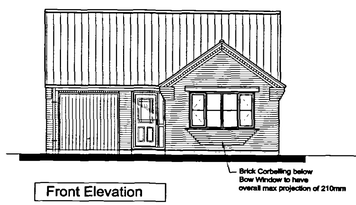

Front Elevation



Side Elevation

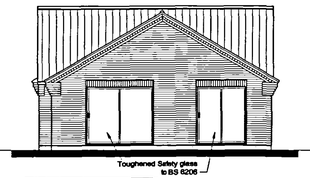

Rear Elevation

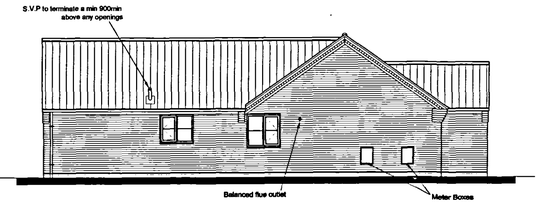

Side Elevation

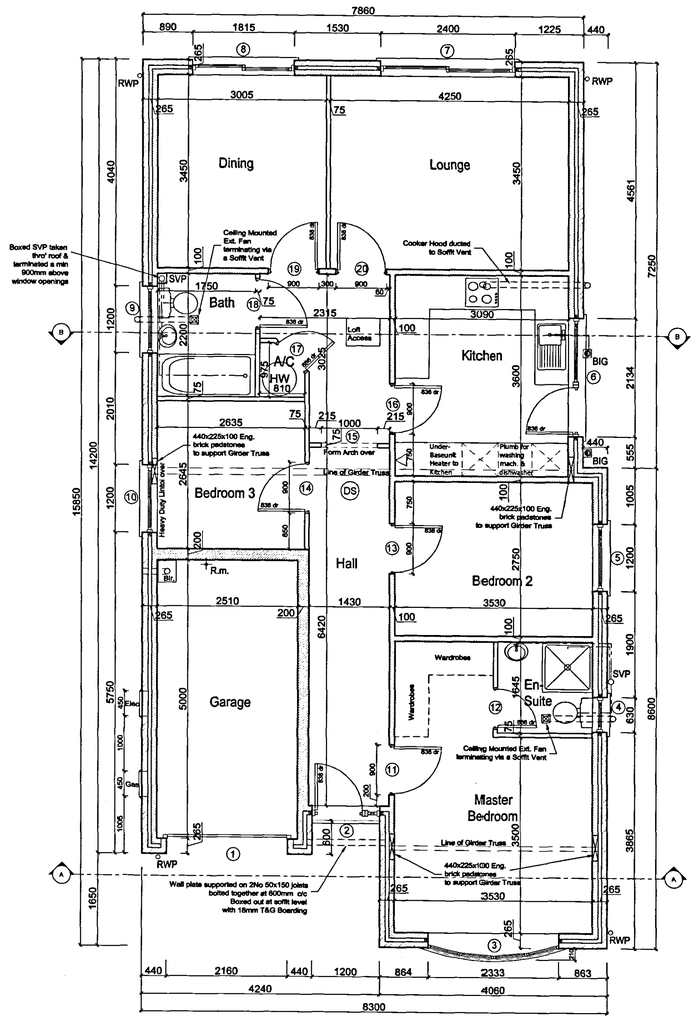

Floor Plan

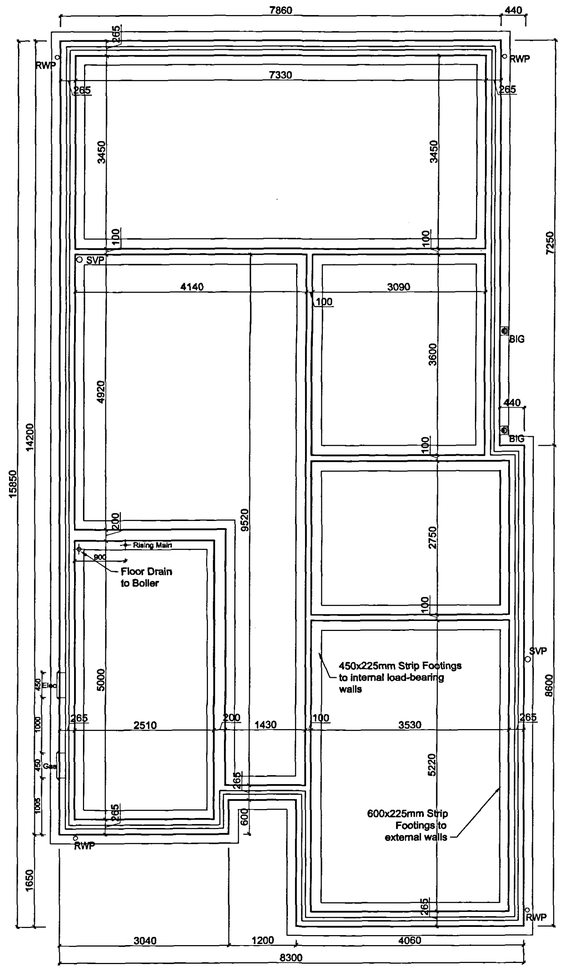

Foundation Plan

Openings & Lintel Schedule

Opening No	Opening Width	Opening Height	Lintel Code-Length
1 *	2160	2175	CB50 - 2550
2	1200	2100	CBEV50 - 1500
3	2333	1350	CB50 - 2700
4	630	1050	CB50 - 900
5	1200	1200	CB50 - 1500
6	2134	2100/1050	CBEV50 - 2400
7	2400	2100	CB50 - 2700
8	1815	2100	CB50 - 2100
9	1200	1050	CBEV50 - 1500
10	1200	1200	CB50HD - 1500
11	900	2034	INT100HD - 1200
12	750	2034	Studwork
13	900	2034	INT100HD - 1200
14	900	2034	Studwork
15	1000	2100	Studwork(ARCH FORMER)
16	900	2034	INT100HD - 1200
17	750	2034	Studwork
18	900	2034	Studwork
19	900	2034	INT100HD - 1200
20	900	2034	INT100HD - 1200

* Garage Doors to be 2134 x 2134 (7' x 7')
Fitted "Behind" the Brickwork

BIRTLEY SUPERGALV LINTELS SPECIFIED
LINTELS TO BE CONFIRMED WITH LINTOL MANUFACTURERS SCHEDULE

DETERMINED PLAN

SHDC
Planning & Development
01 NOV 2004
Ref: 1462/04

DRAWING
28 OCT 2004
ISSUED

Rev.	By	Notes	Date
A	JB	Rising Main moved to garage, Lintels changed to Birtley supergalv	20-05-04

THE ROBERT DOUGHTY CONSULTANCY LIMITED
TOWN AND COUNTRY PLANNING-LANDSCAPE ARCHITECTURE
32 High Street, Helpringham, Sleaford, Lincolnshire, NG34 0RA
Tel: (01529) 421646 Fax: (01529) 421358
Website: www.rdc-landplan.demon.co.uk
E mail: admin@rdc-landplan.demon.co.uk

Client: Fieldview Homes

Project: Burr Lane, Spalding Plot 1 - HANDED, Plot 2 - AS

Drawing title: Construction Details

Job No.	Drawing No.	Rev.	Drawn
544-5a	02-CD01		j.r.b.

Scale	Date	Checked
1:50, 1:100	28-10-04	

DO NOT SCALE from this drawing. All measurements should be checked against on site conditions and any discrepancies should be brought to the attention of the Robert Doughty Consultancy.

P: Projects 500-599 544 Fieldview Developments 544-5 Hawthorn Bank, Spalding CAD Files Burr Lane 544-5 02.dwg, Floor Plan Elevs & Founds., 28/10/04 10.27.43, Robert Doughty Consultancy Ltd, A, HP DesignJet 450C (D / A1)