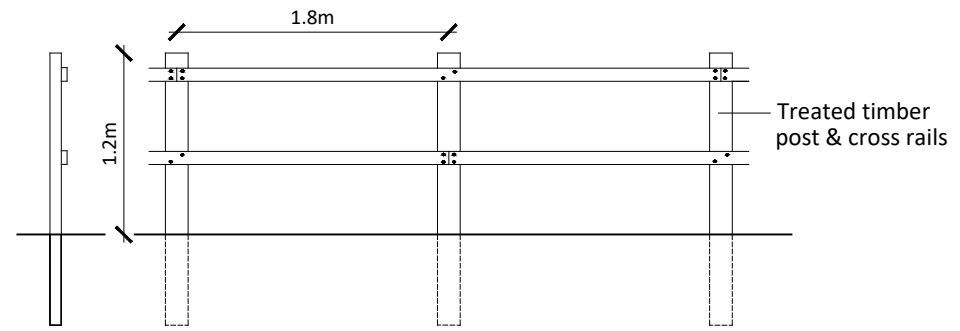


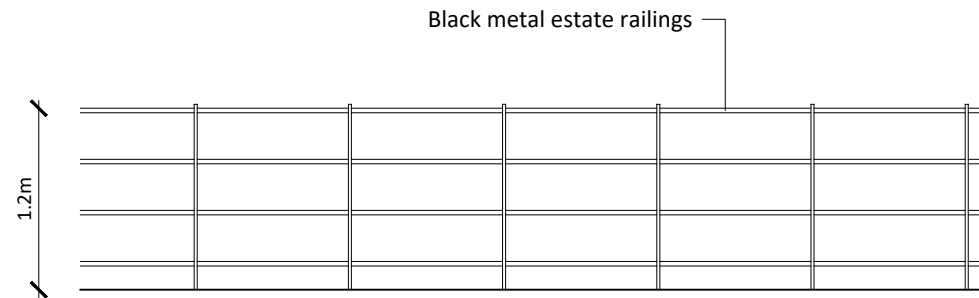
1.2m high brick wall

Footings to engineers specification



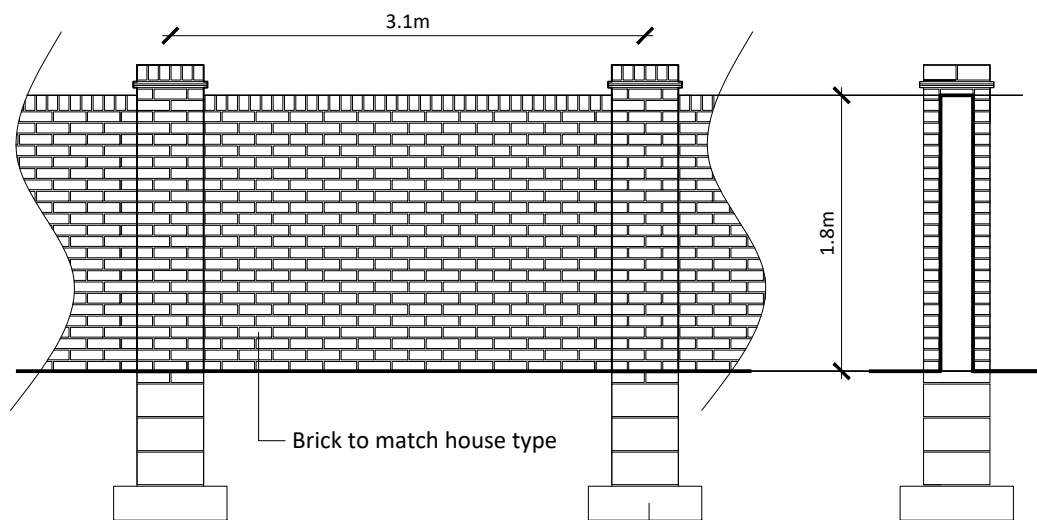
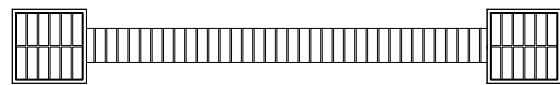
1.2m high post & rail fence

Treated timber post & cross rails



1.2m high metal railings

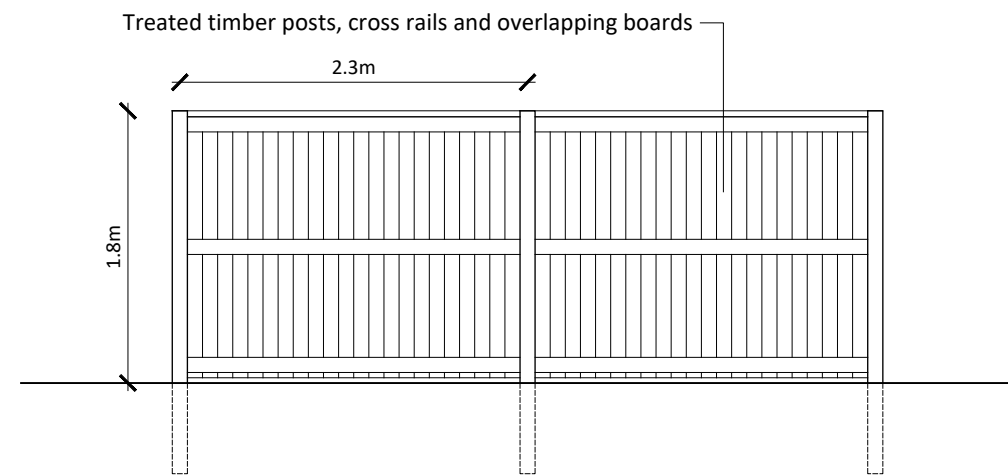
Black metal estate railings



1.8m high brick wall

Footings to engineers specification

Brick to match house type



1.8m high close boarded fence

Treated timber posts, cross rails and overlapping boards

Notes

Copyright


© Robert Doughty Consultancy Limited. All rights described in the Copyright, Designs and Patents Act 1988 have been asserted.

Ordnance Survey Map

© Crown Copyright. OS Licence No: AR 100010613.

CDM 2015

This drawing is for illustrative purposes and/or obtaining the relevant planning permission only. It should not be used for construction and accordingly, risk identification under the Construction (Design & Management) Regulations 2015 has not been undertaken.



Rev	Description	Date
-----	-------------	------



32 High Street, Helpringham
Sleaford, Lincolnshire, NG34 0RA

Tel: 01529 421646
Email: admin@rdc-landplan.co.uk
Web: www.rdc-landplan.co.uk

Client
Mr GJR & Mrs KF Swindells

Project
The Mermaid Inn
Surfleet

Drawing
Boundary Treatments

Scale @ A3 1: 50	Date 16/08/21
----------------------------	-------------------------

Drawn By WW	Checked By LMS
-----------------------	--------------------------

Job Number 1447-1	Status PL	Purpose of Issue Planning
-----------------------------	---------------------	-------------------------------------

Drawing No. 1447-1_PL_DD01	Rev -
--------------------------------------	-----------------