Mr. and Mrs. J. D. Murray,
85A, Seas End Road, SURFLEET

Site Layout and
Landscaping - Condition 4 · H17/361/96

Scale 1:500

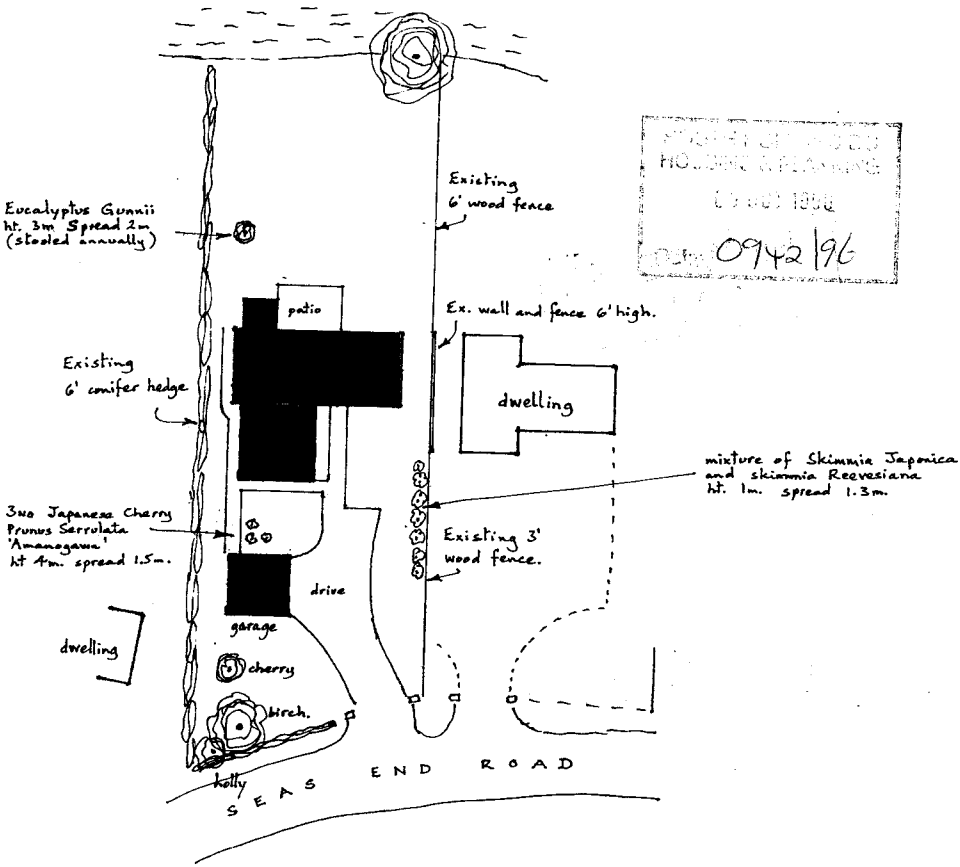

RECEIVED
HOUSING & PLANNING
0942/96

October 1996.

BUILDING DESIGN and PLANS
ALWYN ROFFE,
1, Green Lane,
SPALDING, Lincs. PE11 2YB
tel : 01775 - 723 680

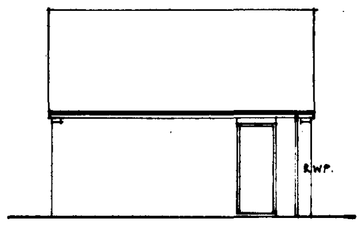

East

framed ledged and braced door
I.G. L10 lintel.

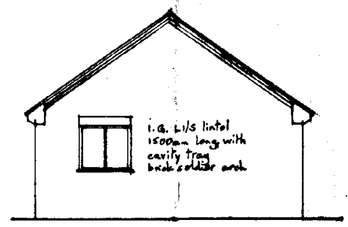

North

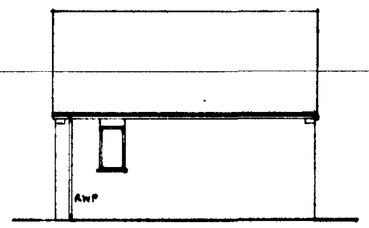

West

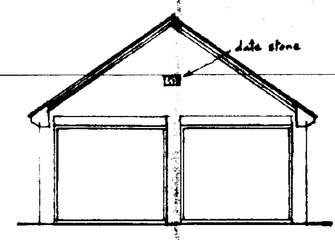

South

I.G. w/e lintels 2700mm
long with cavity tray
brick soldier arch

9'0" wide = 7'0" high
2428 = 2134 mm
up and over doors

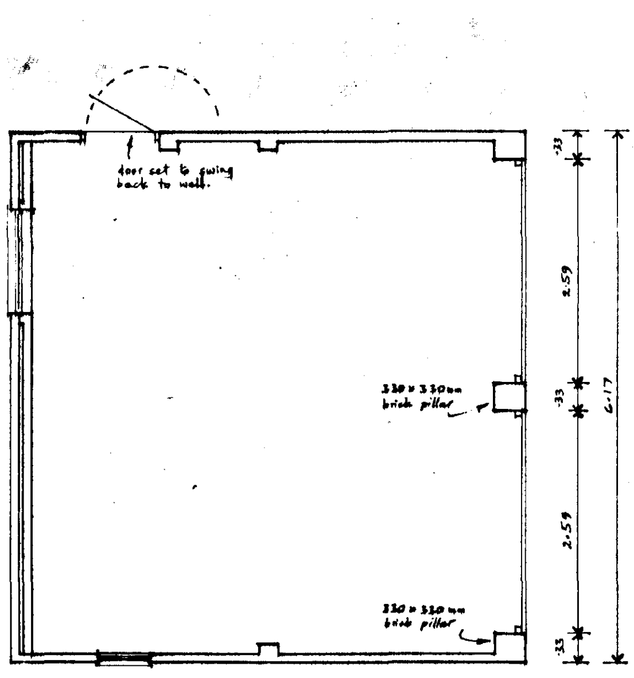

Plan

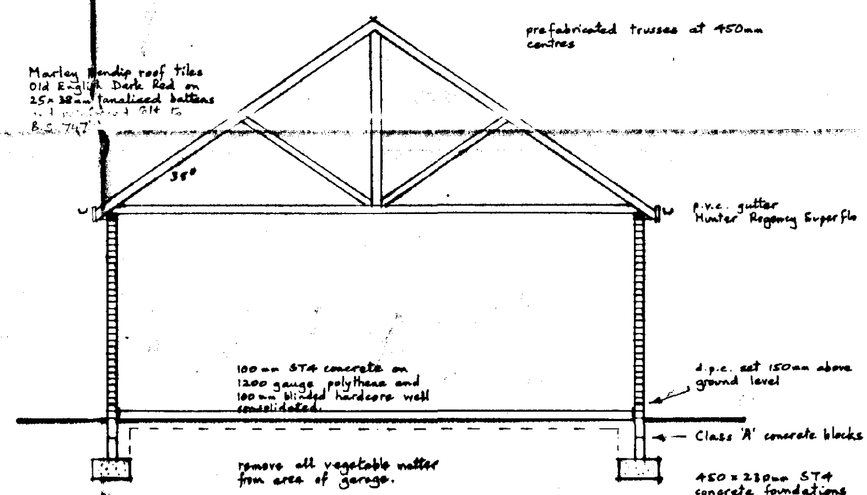

Cross Section

SOUTH HOLLAND DC
HOUSING & PLANNING
09 OCT 1996
Ref: 0942/96

Mr. and Mrs. J.D. Murray,
85A, Seas End Road, SURFLEET,
Double Garage

Written dimensions to be used in preference to scaled, and all measurements to be verified by checking on site.	Scale 1:100 and 1:50
Local Authority Ref. Planning	Drawing No. 960417
Building Regulations	Date April 1996

A. ROFFE
BUILDING DESIGN & PLANS
1, Green Lane,
SPALDING, Lincs. PE11 2YB
Tel: 01775-723 680 ©

2141-495T

All windows/patio units/doors to be double glazed with 12mm air gap. Toughened glass to be put in doors and windows adj. to doors and below 800mm. (See diagram 1, Part N) SEE LINTOL SCHEDULE

General Requirements :-

	OPENING SASHES	TRICKLE VENTS
Habitable Rooms	1/20th floor area	8,000 mm²
W.C.s.	" " "	4,000 mm²
Bathrooms, Utility and Kitchen	an opening sash (no size requirement)	} 4,000mm²

Provide extractor fans capable of :-

Utility	30 litres per second
Bathroom, En-suite	} 15 litres per second
Kitchen	60 litres per second or a cooker hood of 30 l/sec.

Marley Mendip smooth faced concrete interlocking tiles on 25 x 38 mm tanalised battens at 345mm gauge on reinforced roofing felt to B.S. 747 lap 150mm horizontally and vertic

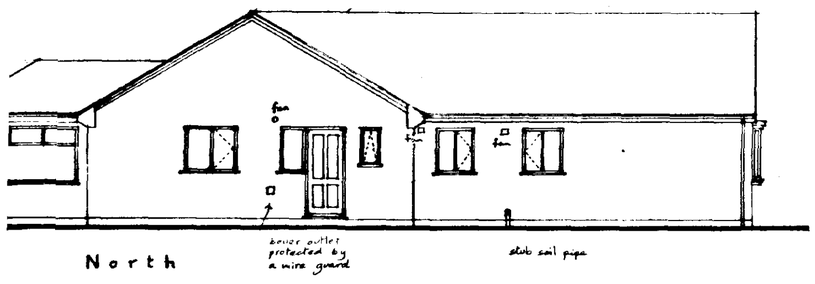

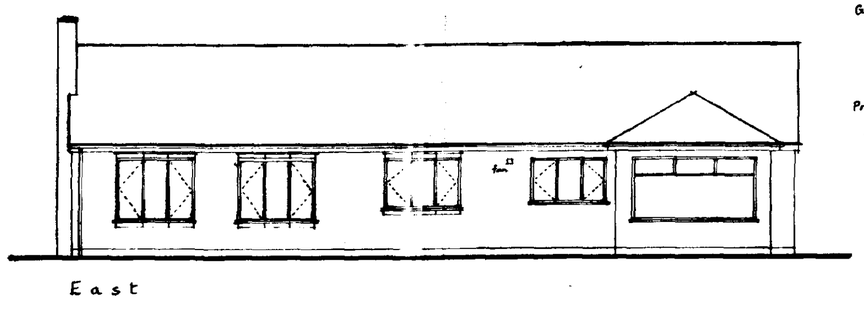

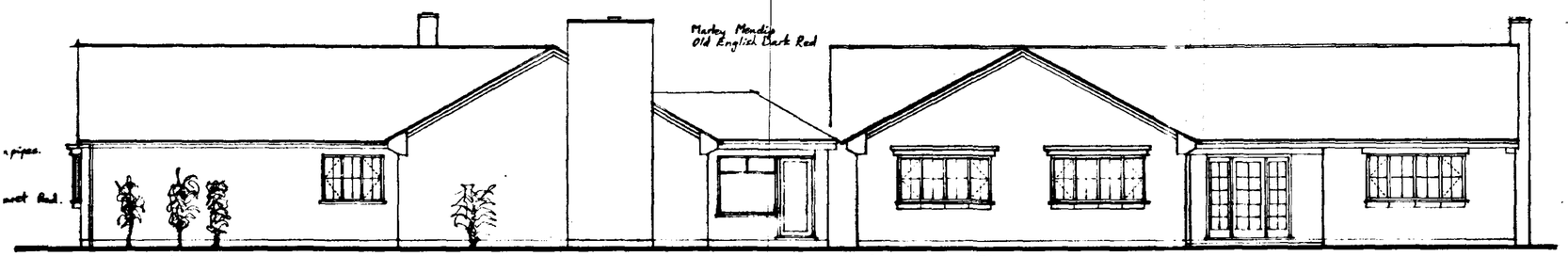

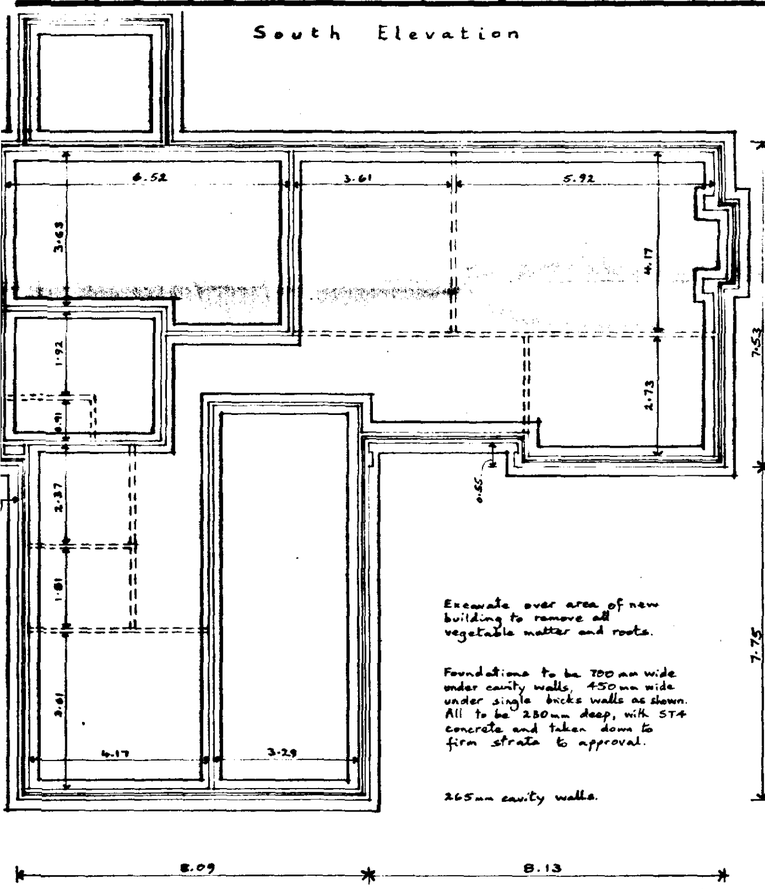

Excavate over area of new building to remove all vegetable matter and roots.

Foundations to be 700 mm wide under cavity walls, 450mm wide under single bricks walls as shown. All to be 280mm deep, with ST4 concrete and taken down to firm strata to approval.

265mm cavity walls.

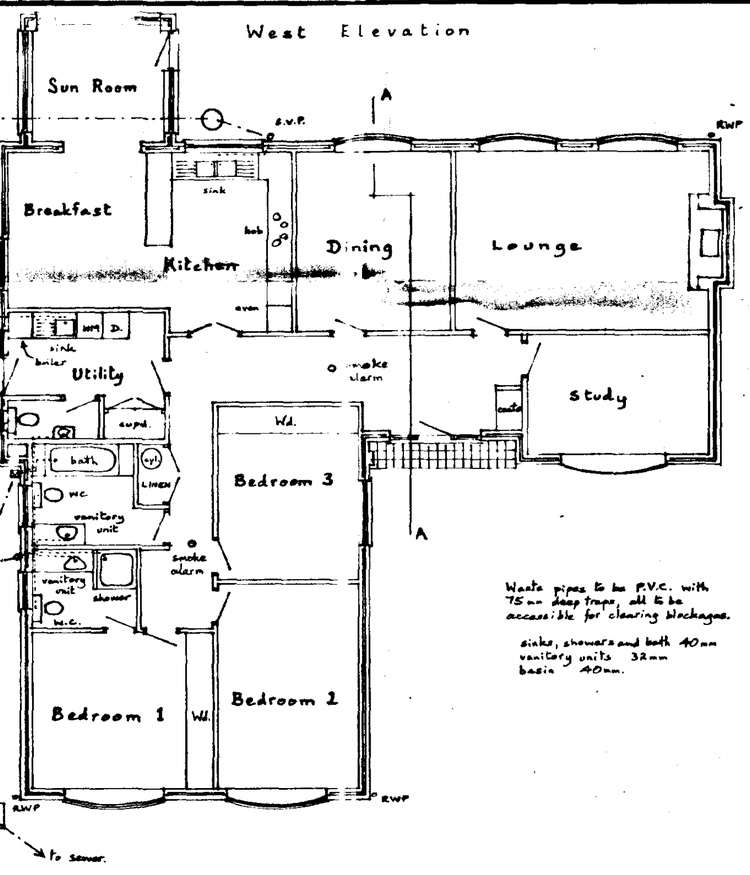

Closed solid fuel stove e.g. Jotul 80; vitreous enamelled flue pipe to B.S. 6999 (socketed uppermost)

Provide permanent air supply equal to 550mm² per kw of output above 5kw.

Waste pipes to be P.V.C. with 75mm deep traps, all to be accessible for clearing blockages.

sinks, showers and bath 40mm
vanitory units 32mm
basin 40mm.

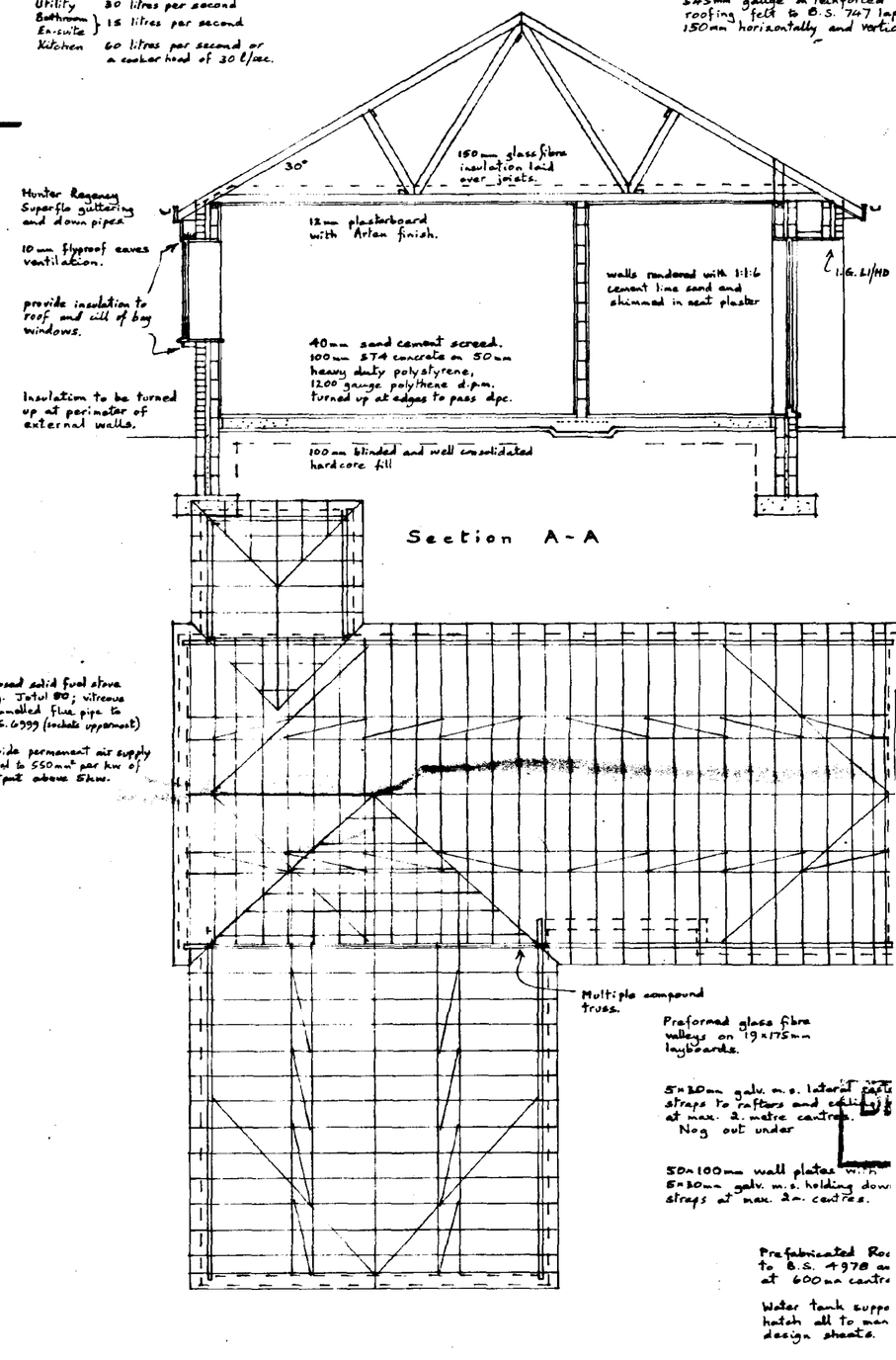

Roof

Ridges to be level — Roof over Dining etc. pitch = 30° that over Bedrooms = 28·13°

Foundations.

Under partition walls, floor slab to be thickened out to 600mm wide 150mm thick

Foul sewer
Drains to be 100mm P.V.C. bedded on pea gravel and to fall 1:70. Put polypropylene manholes bedded and surrounded with pea gravel.

Gas fired central heating system.

Hot water pipes and storage vessels to have adequate thermal insulation

160 litre cylinder with 50mm foam insulation.

Smoke alarm to be mains operated, self contained to B.S. 5446 part 1,

Floor Plan