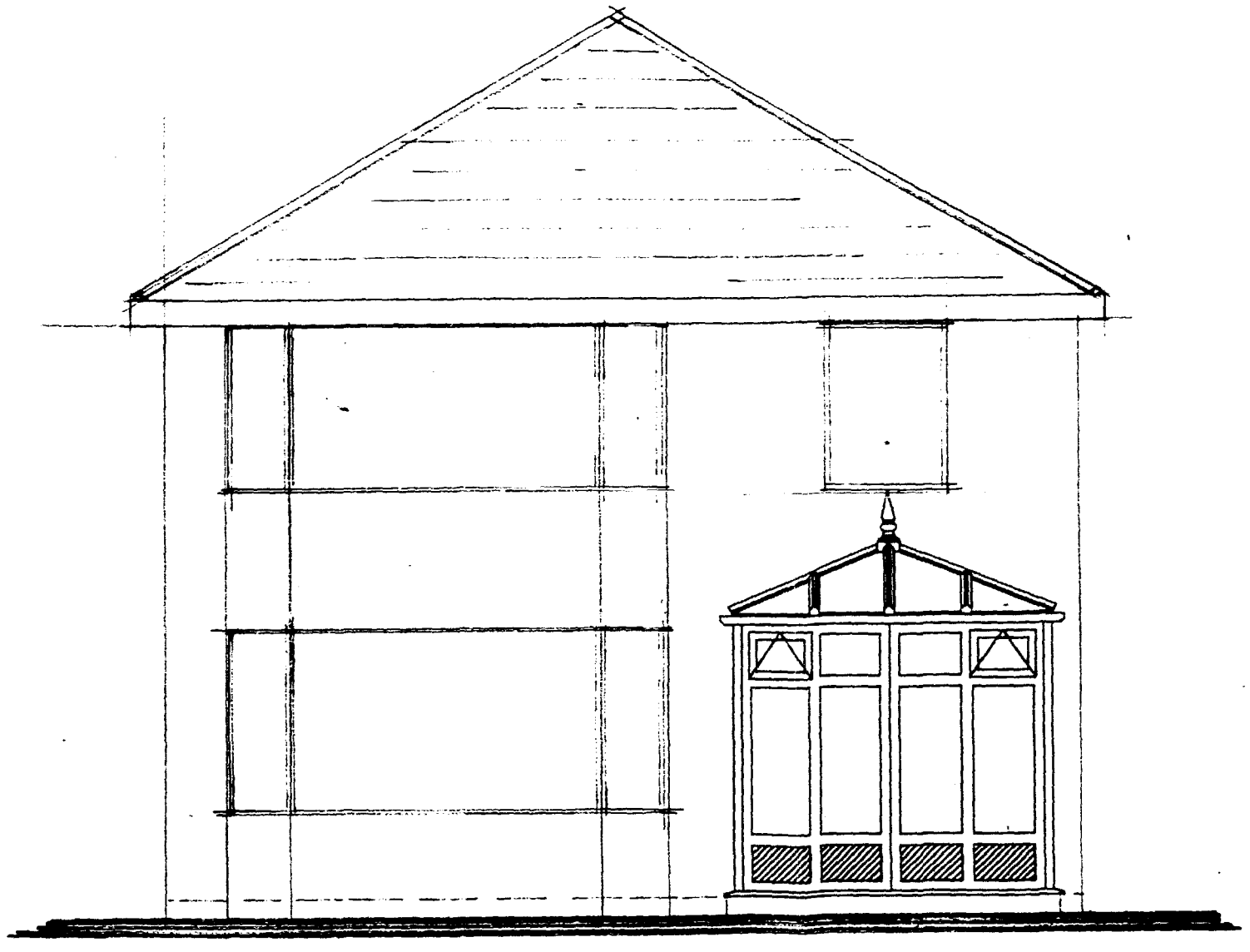

SOUTH HOLLAND DC
HOUSING & PLANNING
02 APR 1998
Ref: 0357/98

DETERMINED
PLAN

SPECIFICATION:

1 No. OPEN OUT SINGLE DOOR WHERE SHOWN.
3 No. TOP HUNG FANLIGHT VENTS WHERE SHOWN.
▨ = SOLID PANELS WHERE SHOWN.
1 No. ROOF VENT WHERE SHOWN.
ROOF PITCH @ 29°

Drawing No. 001-57099	Property Elevation: FRONT.	Unit Elevation: FRONT ELEVATION.	Scale.. 1:50	Drawn.. DPC
			Date.. 27-2-98	Surveyor. S.A.W

SOUTH HOLLAND DISTRICT COUNCIL
HOUSING & PLANNING
02 APR 1998
Ref: 0357/98

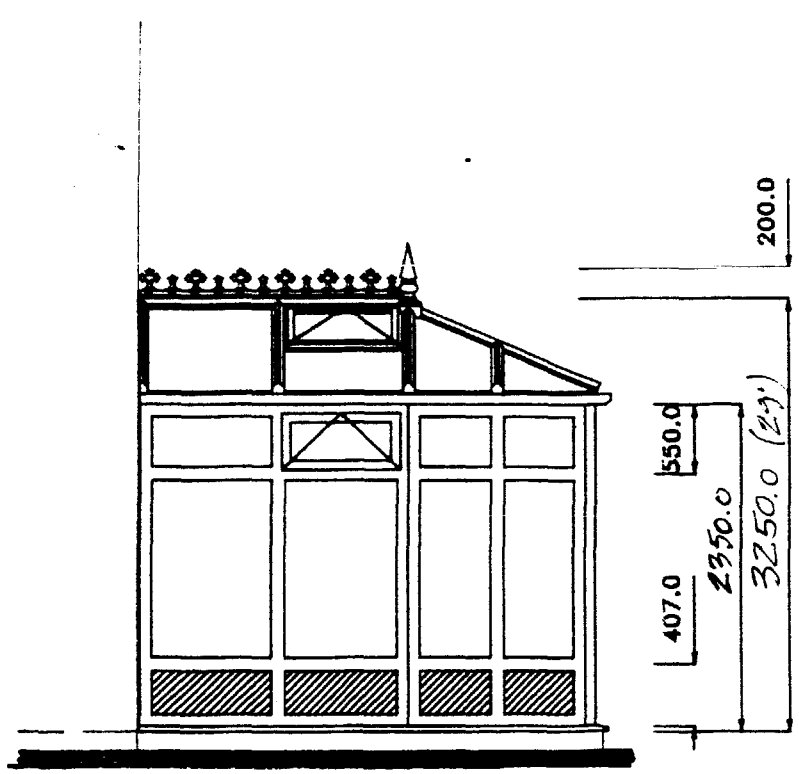



DETERMINED
PLAN

Drawing No.	Property Elevation:	Unit Elevation:	Scale..	Drawn..
001-57099	SIDE.	SIDE ELEVATIONS.	1:50	DPC
			Date.. 27-2-98	Surveyor. S.A.W.

PRODUCT CHECK SHEET.

☑ Where applicable

PRODUCT: EXCALIBUR ☐ PVCu ☑ DUAL KNIGHT ☐ CRUSADER * ☐

EXCALIBUR COLOUR: _ _ N/A _ _ _ OUT/WHITE IN.

ROOF COLOUR: _ _ _ _ WHITE _ _ _ OUT/WHITE IN.

ROOF MATERIAL: POLYCARBONATE ☑ GLASS ☐ TIMBER ☐ GRP ☐

ROOF MATERIAL COLOUR: BRONZE /SPEC. (Glass) _ _ N/A

ROOF VENT: YES ☑ NO ☐

HANDLE COLOUR: _ _ _ BRASS/~~STRAIGHT~~ CURVED.

SPECIAL GLASS TO FRAMES: _ _ N/A _ _ _ _ _ _ _ (If required)

OBSCURE GLAZING PATTERN: _ _ N/A _ _ _ _ _ _ _ (If required)

EXTRA TIMBER: YES ☐ NO ☑ IF YES PLEASE SUPPLY TIMBER SHEET.

EXTRA FRAMES: YES ☑ NO ☐ IF YES PLEASE SUPPLY MATRIX OR TOSHIBA PRINT.

* NOTE:- ALL CRUSADER CONSERVATORIES ARE GLAZED EXTERNALLY.
N/A.

NOTE:
IF NO TIMBER SHEET OR MATRIX/TOSHIBA PRINT SUPPLIED , IT IS THE RESPONSIBILITY OF THE BRANCH TO ORDER EXTRA ITEMS AS REQUIRED.

NUMBER OF DOWNPIPES: _ 1 _ _

POSITION OF DOWNPIPE(S) L/H ☐ R/H ☑ INTERMEDIATE ☐
(AS VIEWED FROM OUTSIDE).

BRANCH SURVEYORS No. 114

☑ Where applicable

LOCAL COUNCIL ☑ HOUSING ASSOCIATION ☐ BUILDER ☐ OTHERS ☐

ADDRESS – (SOUTH HOLLAND) DISTRICT COUNCIL.

PRODUCT POSITION : REAR ☐ SIDE ☐ FRONT ☑ BALCONY ☐

FLOOR SYSTEM : INSULATED BOARDS (FOR SOFT COVERINGS) ☑
~~SCREED FOR CERAMIC TILES~~ ☑

SOUTH HOLLAND DC
HOUSING & PLANNING
02 APR 1998
Ref: 0357/98

SOAKAWAY REQUIRED YES ☐ NO ☑ Position Left/Right

R.W. LINK TO EXISTING SYSTEM YES ☑ NO ☐

REMOVE SITE OBSTRUCTION YES ☐ NO ☑ Type:_____ Dims:_____

TREES (mature) YES ☐ NO ☑ Type:_____ Height:_____ Proximity:_____

→ BACK DOOR.

DETERMINED
PLAN

Drawing No.	Description	Scale..	Drawn..
001-57099	CHECK SHEET.	1:50	DPC
		Date.. 27-2-98	Surveyor. S.A.W.

DWG: ENGNT	REV: A

NOTES

1. ALL DIMENSIONS IN MILLIMETRES AND TO BE CHECKED ON SITE PRIOR TO COMMENCEMENT OF WORK.
2. ONLY FIGURED DIMENSIONS TO BE TAKEN FROM THIS DRAWING.
3. DO NOT SCALE OFF DRAWING.
4. ANY EXISTING BRICK VENTS TO BE DUCTED THROUGH PROPOSED BASE.
5. GROUND LEVEL TO BE LOWERED LOCALLY TO GIVE REQUIRED CLEARANCE FOR D.P.C.
6. SURFACE WATER TO BE DISCHARGED VIA NEW 68 DIA. RAINWATER DOWN PIPE AND SHOED INTO GRATING OVER GULLEY AND INTO 100 DIA. UPVC DRAIN BEDDING ON PEA-SHINGLE TO FALL 1:40 min INTO NEW SOAKAWAY 5.0 m. MIN. AWAY FROM BUILDINGS, TO BE FILLED WITH HARDCORE, AGGREGATE AND PEA GRAVEL.
7. WHERE NEW BASEWALL / BRICKWORK GABLE ABUTTS EXISTING PROPERTY "HALFEN FIXING SYSTEMS" WILL BE USED. HSC 12S STAINLESS STEEL PERFORATED FRAME CRAMPS WITH 125 MM TAIL LENGTHS AND 3 No. 15 MM DIAMETER HOLES TO PROVIDE A BOND WILL BE FIXED USING AN M8 FIXING BOLT THROUGH THE 9 x 25 MM CENTRAL SLOT IN ACCORDANCE WITH B.S. 1243.
8. Skip in Road @ Side of Property (License Road)

CUSTOMER to REMOVE PLANTS AND CUT DOWN SMALL CONIFERS BEFORE COMMENCEMENT OF WORKS BY ANGLIAN.

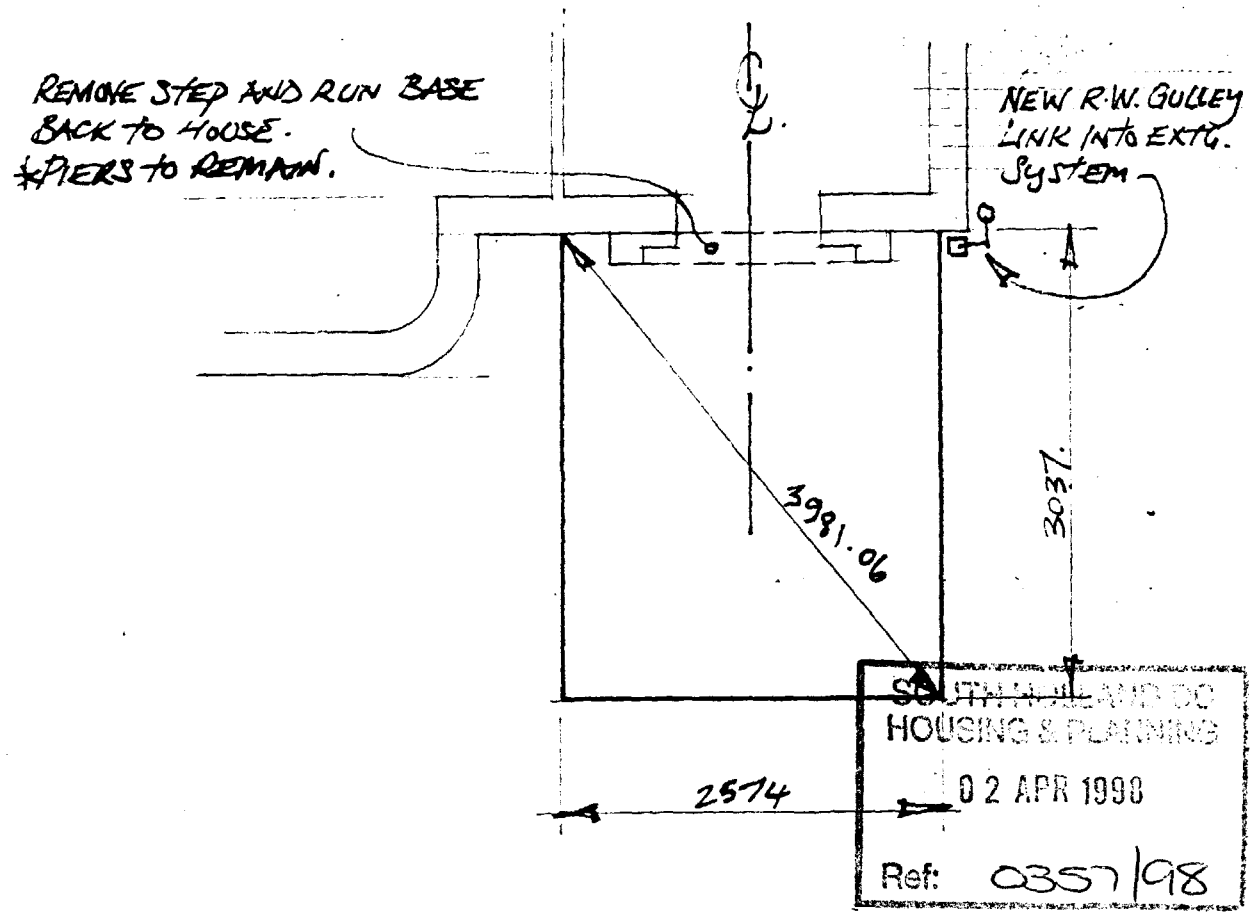

BREAK UP HARDSTANDING IN AREA OF WORKS AND MAKE GOOD UP TO EDGE OF BASE ON COMPLETION OF SAME. SMALL STUMPS AND ROOTS OF SHRUBS AND CONIFERS REMOVED BY CUSTOMER TO BE REMOVED BY ANGLIAN.
SET NEW UNIT OUT CENTRALLY OVER DOOR.
BUILD NEW D.P.C. UP TO EXISTING AND FINISH OVERSITE 45mm DOWN TO ALLOW FOR CORRYFLOOR FINISH.
BASE BRICKWORK UP TO D.P.C. ONLY.
L.B.C. MILTON BUFF AS MATCH.

FNDTN. DEPTH. 650 - 1000 to SUITSITE.

SURVEYOR:
Please ensure existing walls are plumb.

Base Layout to follow on completion of survey.

Drawing No.	Unit Elevation	Scale	Drawn
001-57099	BASE LAYOUT.	1:50	DPC
		Date: 27-2-98	Surveyor: BAW.

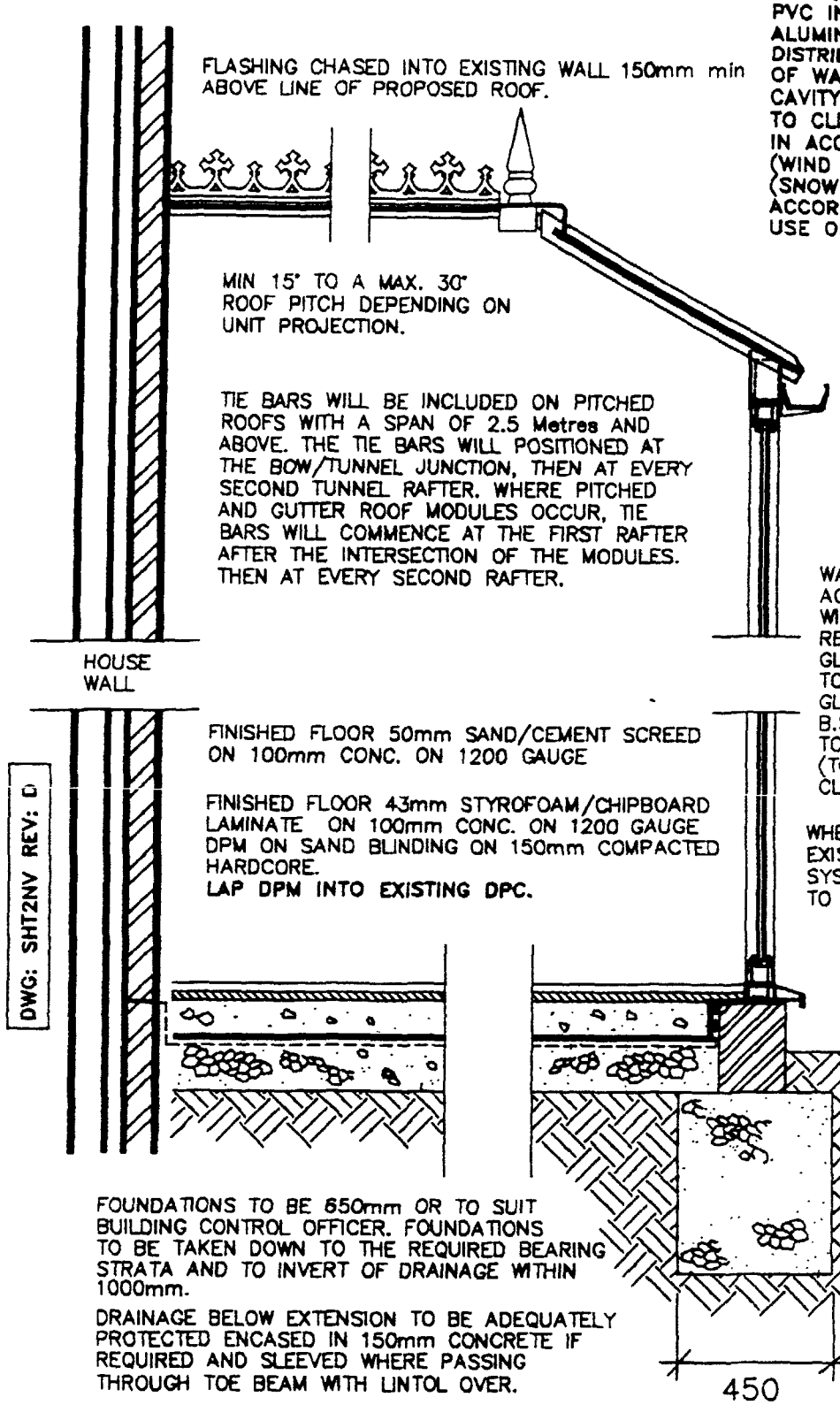

ROOF COMPRISES
STRUCTURAL ALUMINIUM, VENTILATED RIDGE, ALUMINIUM GLAZING BARS WITH PVC INTERNAL AND EXTERNAL CAPPINGS. ALUMINIUM EAVES BEAM (LOAD DISTRIBUTION MEMBER) SECURED TO TOP OF WALL FRAMES. ROOF GLAZING TO MULTI-CAVITY POLYCARBONATE OR GLASS SHEETS TO CLIENTS INSTRUCTIONS. ROOF DESIGNED IN ACCORDANCE WITH CP3 CHAPTER 5 (WIND LOADING) AND BS 6399 PART 3 (SNOW LOADING). ALL DESIGNED IN ACCORDANCE WITH CP118 (STRUCTURAL USE OF ALUMINIUM).

WALLS CONSTRUCTED IN ACRYLIC MODIFIED PVCu WITH STRUCTURAL ALUMINIUM REINFORCED SECTIONS AND GLAZED USING 24mm O/A TOUGHENED GLASS SEALED UNITS. GLAZING IN ACCORDANCE WITH B.S.6262. SEALED UNITS CONFORM TO B.S.5713. SAFETY GLASS (TOUGHENED) CONFORMS TO B.S.6206. CLASS A.

WHERE NEW BRICKWORK GABLE ABUTTS EXISTING PROPERTY "HALFEN FIXING" SYSTEMS WILL BE USED IN ACCORDANCE TO B.S.1243.

NOTE:– CONSERVATORIES WITH A PITCHED TRANSLUCENT ROOF, UNDER 30m² AREA, ARE NOT SUBJECT TO BUILDING REGULATIONS, PROVIDED IT IS BUILT AT GROUND LEVEL.

TYPICAL SECTION

DETERMINED PLAN

ROYAL BOROUGH OF KINGSTON UPON THAMES HOUSING DEPARTMENT
02 APR 1998
Ref: 0357/98

Anglian Home improvements

PROPOSED . PVCu Conservatory.
AT . . . . . 268, Bridge Road, Sutton Bridge, PE12 9SH.

01406 · 350502.

Customer Away 4th - 26th June

FOR . . . Mr & Mrs Preston.

Fit BACK DOOR ON 3rd TIME ORDER

SURVEYOR: PLEASE CONFIRM THAT ALL THE ABOVE DETAILS ARE CORRECT. . YES [✓]

DATE.	REVISIONS.	BY.
3.3.98	SCREED (CHANGED) TO CONCRETE FLOOR	S.A.W.

DRAWING No. 001–57099	DRAWN BY.. DARREN CLAYTON	DATE 27–2–98
BRANCH NAME CAMBRIDGE	SURVEYOR.. S.A.W.	DATE 3-3-98

The Company Surveyor has discussed the above survey with me and I agree to the designs and other details finalised during the Surveyor's visit and I understand that I must settle the account with the Installers upon completion.

Customers Signature L.M. Preston Date 3-3-98

Expected Installation Date	Comments on deferred installation
A.S.A.P. PENDING PLANNING	

Method of payment	Code	Confirmed with customer as:
01	CASH	CASH.

(Anglian does not accept final balance payment by credit card.)

APPROVAL REQUIRED [✓] Where applicable

PLANNING PERMISSION	YES [✓]	NO [ ]	RESTRICTIVE COVENANTS	YES [ ]	NO [✓]
BUILDING REGULATION	YES [ ]	NO [✓]	HOUSING ASSOC. CONSENT	YES [ ]	NO [✓]
LISTED BUILDING CONSENT	YES [ ]	NO [✓]	BUILDERS CONSENT	YES [ ]	NO [✓]
CONSERVATION AREA	YES [ ]	NO [✓]	LANDLORDS CONSENT	YES [ ]	NO [✓]

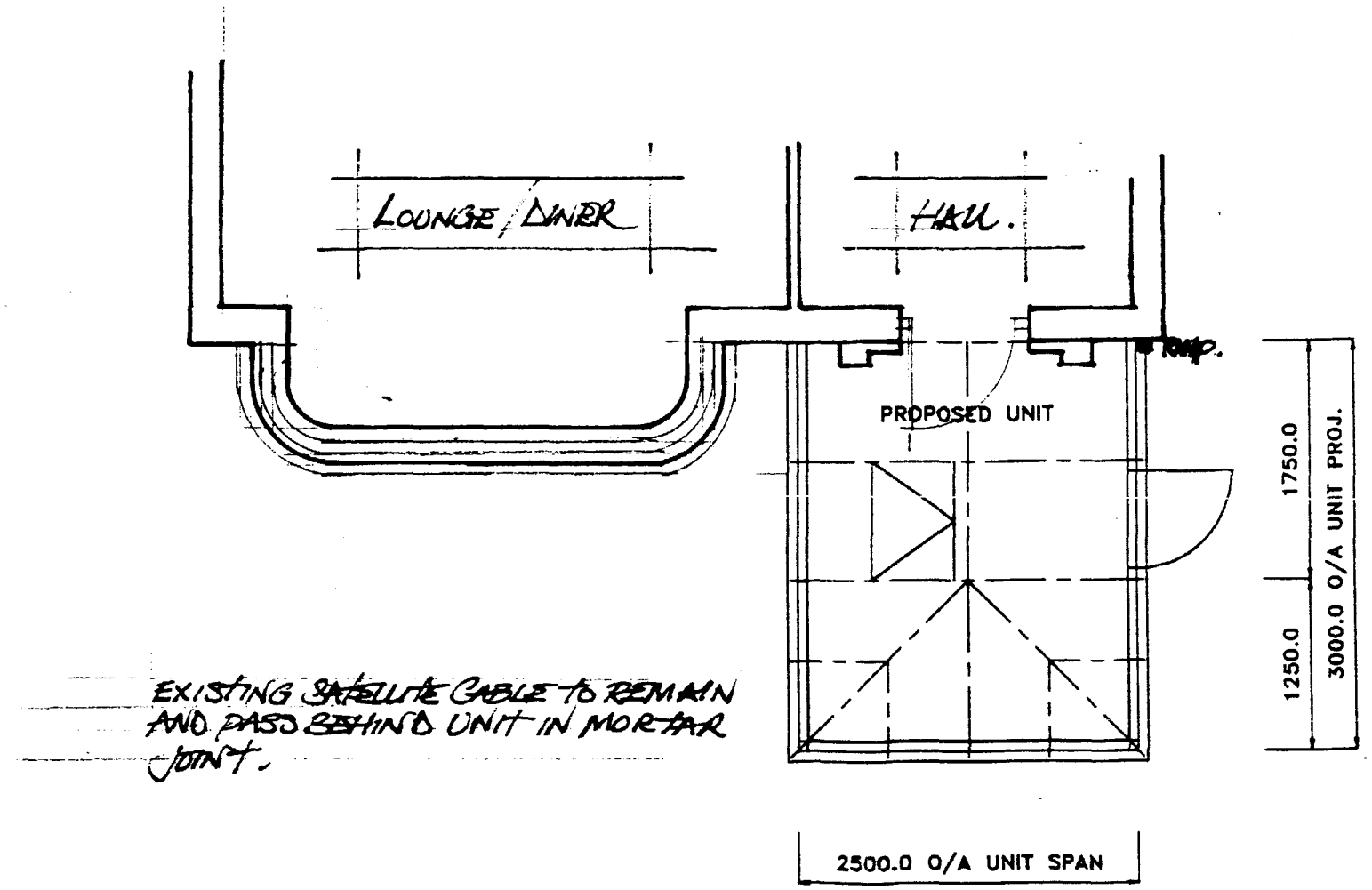

SOUTH HOLLAND DU
HOUSING & PLANNING
02 APR 1998
Ref: 0357/98

Drawing No.	Unit Elevation.	Scale.	Drawn.
001-57099	PLAN LAYOUT / ROOF DETAILS.	1:50	DPC
		Date. 27-2-98	Surveyor. S.A.W