

Sectionthru. bund.

NORTH

Earth bund.

H 18 / 1201 / 95

Quartz Sunflood lighting to gable and Directo give 10m rad. illumination at f.f.l.

Existing Concrete Road

PROPOSED.

Exist Concrete Yard.

10m

Exist chain link fence

s.a.

Line of exist to be demolished.

H 18/0179/98

s.a.

Parking (cars)

Existing Hardstanding

Parking (trailers)

10m

Exist Access

West Bank.

Block Plan 1:500

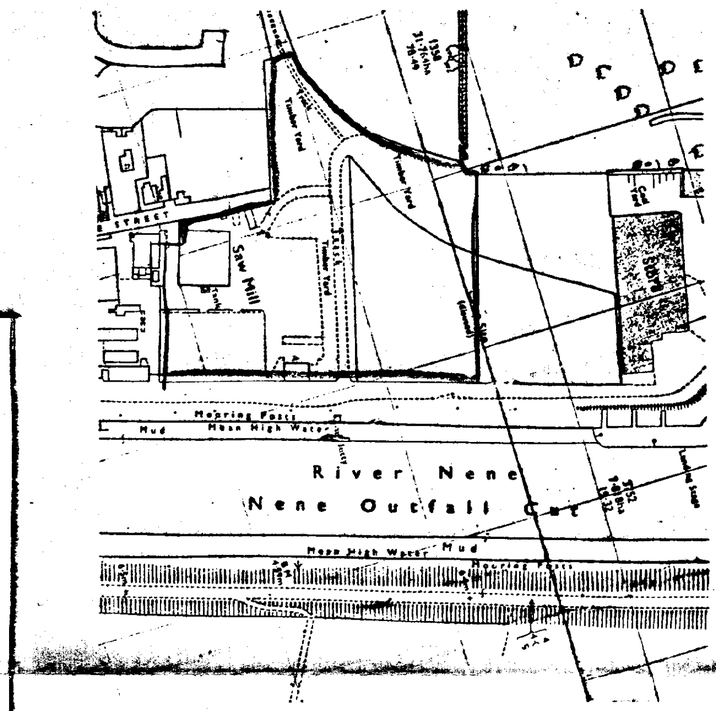

Location Plan 1:2500

DETERMINED PLAN

SOUTH HOLLAND DC
HOUSING & PLANNING
07 MAY 1998
Ref: 0157/98.

COOPER ARCHITECTURAL DESIGN
BRONAVON, HOCKLESGATE,
FLEET, SPALDING, LINC'S PE12 8LF
Tel/Fax : 01406 423762 Mobile 0410 290852

Client.
ROFFES TRANSPORT

Project.
PROPOSED STORAGE BUILDING
WEST BANK,
SUTTON BRIDGE,
SPALDING,
LINC'S.

Drawing.

Scale	Drawing No.
	9741:1
Date. FEB. '98	Drawn. J.C.



EAST ELEVATION

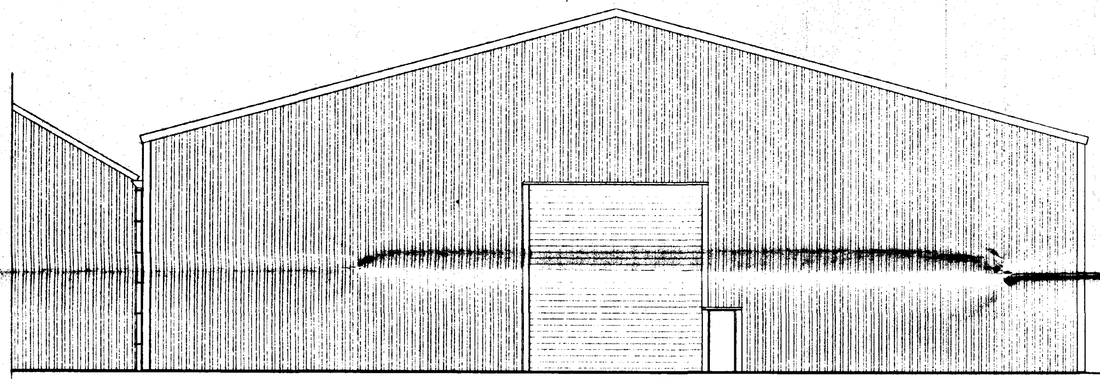

SOUTH ELEVATION

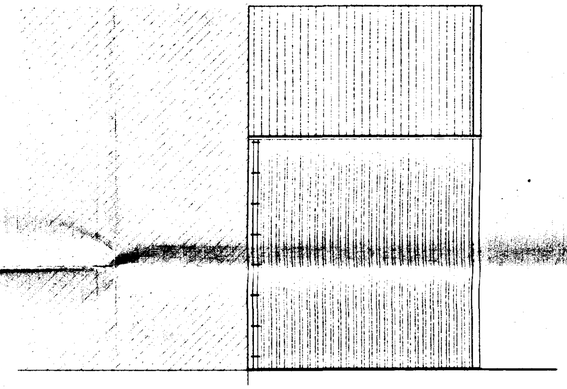

SOUTH ELEVATION

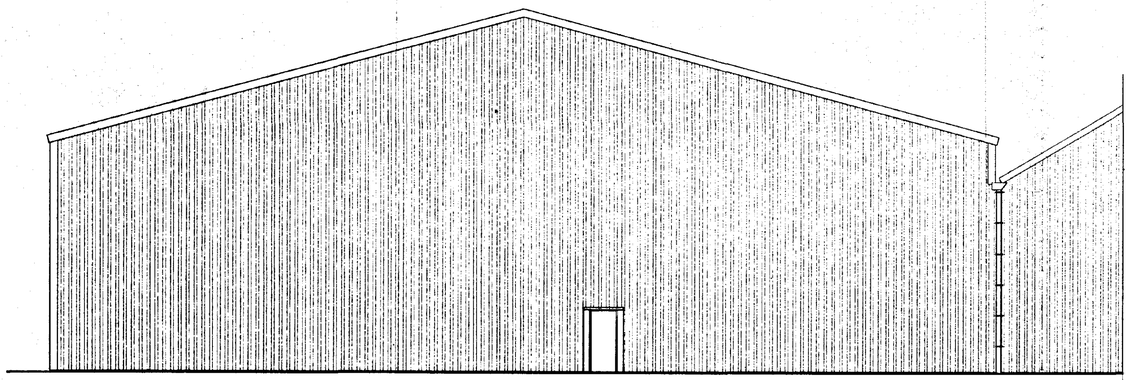

WEST ELEVATION

LIMITATIONS.
This drawing is limited to the amount of information contained and does not purport to contain a full specification of the works. It is solely for the purpose of obtaining Planning / Building Regulation approval.
The drawing must not be used as a contract document alone.
All dimensions shall be taken from site from actual work. Under no circumstances shall measurements be scaled from this drawing for construction or ordering purposes. All open dimensions shall be checked by the Builder / Contractor and will be his responsibility from commencement of site works.
The works will not be supervised or inspected on site by C.A.D. or any representative thereof. It is the client or their appointed agents responsibility to control workmanship, substitution of materials, adherance to specification, variations to contract etc.

COPYRIGHT RESERVED.
Copies of this drawing must be made only with the written permission of Cooper Architectural Design.

STANDARDS.
All materials to be new unless otherwise stated and all components and materials etc. to be used fitted and installed etc. in strict accordance with manufacturers instruction and relevant Code of Practice.
Materials shall conform to appropriate British Standard Specification or BBA Certificate or European Code equivalent.

HEALTH & SAFETY.
The Employer / Client shall ensure that the selected contractor is conversant with and adopts all necessary measures, to achieve compliance with Health & Safety legislation for Building Sites and Work Places.
The Employer / Client is advised that should the works need to comply with the Construction Design and Management Regulations an independent Planning Supervisor will be required.

SCOPE OF THE WORKS.
The works shall comprise of all that is shown on the drawing and details. Work that may not be specifically shown but may be reasonably inferred as necessary, to carry out the works shall be deemed to be included.

DETERMINED
PLAN

SOUTH HOLLAND DC
HOUSING & PLANNING
07 MAY 1998
Ref: H/51/98

revision	date	init.	revision details.

COOPER ARCHITECTURAL DESIGN
BRONAVON, MOCKLESGATE,
FLEET, SPALDING, LINC'S PE12 6LF
Tel/Fax 01406 423782

ROFFES TRANSPORT

Project.
PROPOSED STORAGE BUILDING
WEST BANK,
SUTTON BRIDGE,
SPALDING,
LINC'S.

Drawing.
ELEVATIONS.

Scale 1:100	Drawing No. 9757:3
Date APRIL '98	Drawn. J.C.

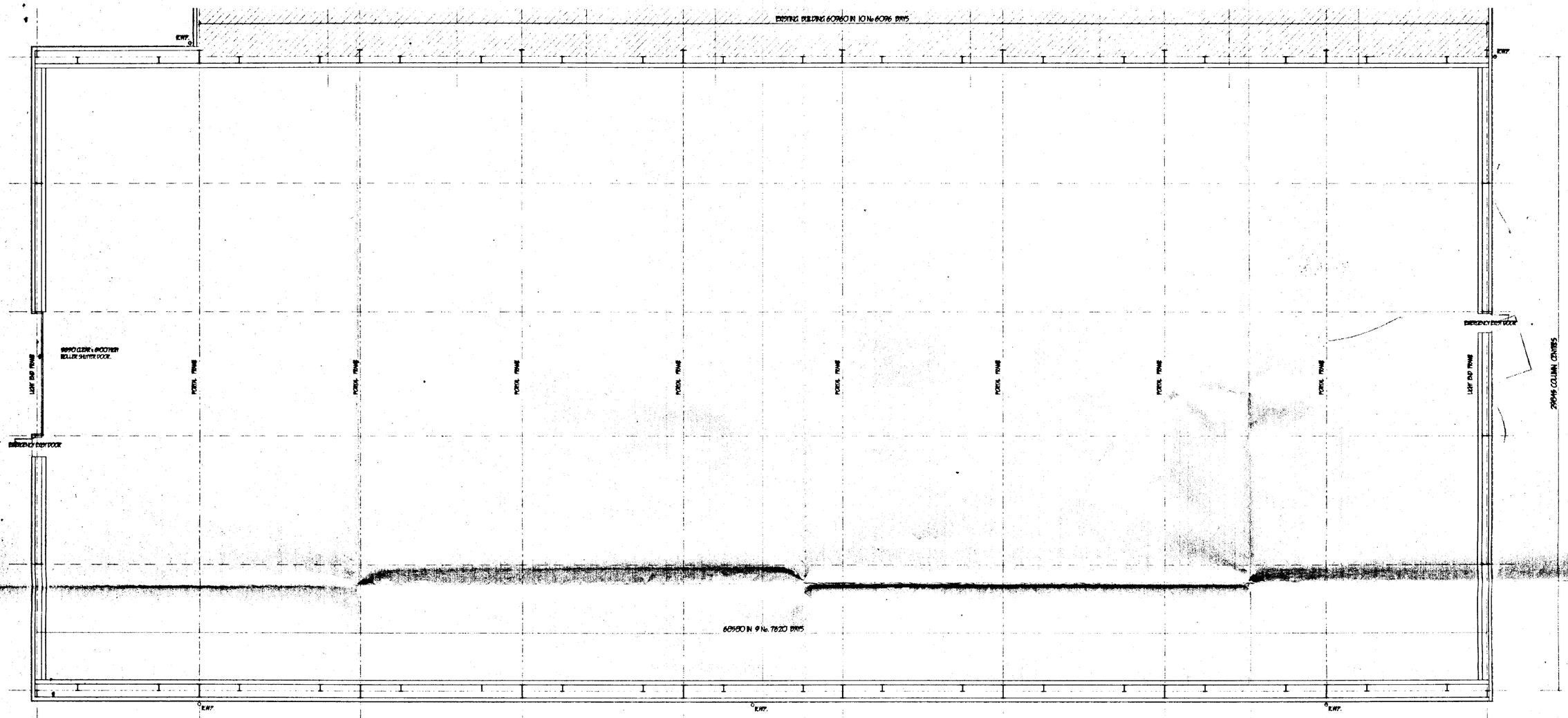

FLOOR PLAN

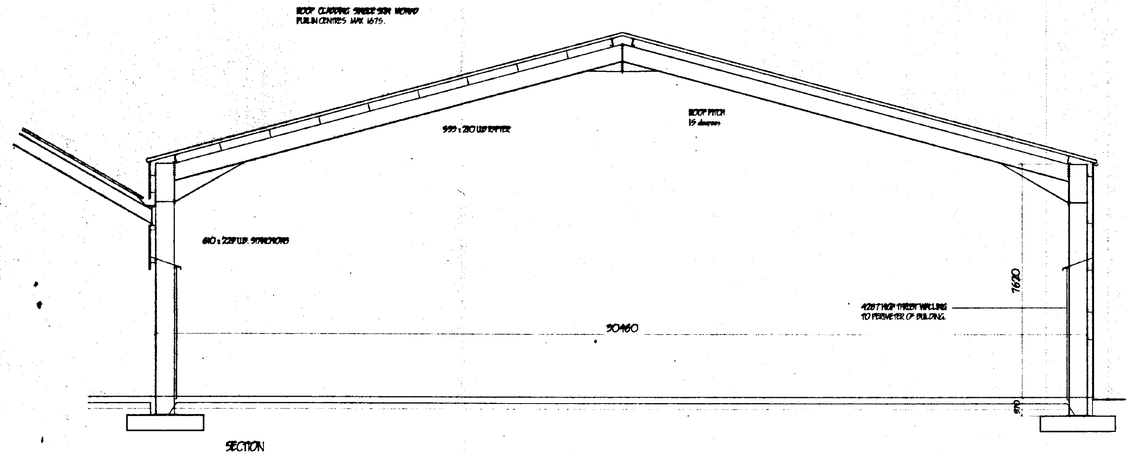

SECTION

PITCHED ROOF
Form pitched roof covering of "CAPE MONAD" or similar approved profile Fibre Cement sheeting. Roofing system to be fixed to "Wards Multibeam" or similar aphoresed steel purlins space to Structural Engineers recommendations. All purlins to be fixed in accordance with manufacturers instructions.

CLADDING Form all vertical cladding of "Wards Building Components" or similar approved profile and manufacture. 0.5mm Plastisol coated steel. All on "Wards Multibeam" or similar aphoresed steel rails spaced to Structural Engineers recommendations. All fixed in accordance with manufacturers instructions.

STEELWORK.
Form all steelwork to Structural Engineers recommendations. All Roof, Side and Gable purlins/ rails to be "Wards Multibeam" or similar fixed in accordance with manufacturers instructions out side steelwork.

EMERGENCY EXIT DOORS.
All doors to be min 838mm wide and fitted with panic latch. Provide "Push Bar to Open" sign on door. Emergency Exit step over to B.S. 5499 pt1 Externally provide 1.0m x 1.0m concrete landing, level with internal F.F.L.

LIGHTING.
Provide "Sunstrom" or similar approved from 1.8m high frequency 70 watt fluorescent battens fixed at roof level to provide the following lighting levels.
Storage areas 150Lux at vertical plane
Provide emergency light fittings with full tube conversion in positions shown on plan all to B.S. 5266 pt1

FLOORS.
Floor slab to comprise of 200mm min. clean and well consolidated hardcore not exceeding 75mm max size, with 50mm blinding, 175mm reinforced concrete RC35 min. with 1 layers A252 reinforcing fabric min. cover 40mm from top. Provide 1200kg polythene D.P.M. lapped min. 500mm in all directions and taken up edge of floor slab. Longitudinal joints of 900mm long 12mm dia. tie bars at 600mm c/c at steelwork bay centres. Contraction joints of 400mm long 12mm dia. bars at 500mm c/c dead bars debonded over half length. All at max 50.0m centres. Power Float Finish. Design Loading 5KN/m2 for industrial occupancy.

LIMITATIONS.
This drawing is limited in the amount of information contained and does not purport to contain a full specification of the works. It is solely for the purpose of obtaining Planning/ Building Regulation approval. The drawing must not be used as a contract document alone.
All dimensions shall be taken from site from actual work. Under no circumstances shall measurements be scaled from this drawing for construction or ordering purposes. All given dimensions shall be checked by the Builder/ Contractor and will be his responsibility from commencement of site works.
The works will not be supervised or inspected on site by C.A.D. or any representative thereof. It is the Builder, their appointed agents responsibility to control workmanship, substitution of materials, adherence to specification, variations to contract etc.

COPYRIGHT RESERVED.
Copies of this drawing must be made only with the written permission of Cooper Architectural Design.

STANDARDS
All materials to be new unless otherwise stated and all components and materials etc. to be used fitted and installed etc. in strict accordance with manufacturers instructions and relevant Code of Practice.
Materials shall conform to appropriate British Standard Specification or BBA Certificate or European Code equivalent.

HEALTH & SAFETY.
The Employer / Client shall ensure that the selected contractor is conversant with and adopts all measures necessary to achieve compliance with Health & Safety legislation for Building Sites and Work Places.
The Employer / Client is advised that should the works need to comply with the Construction Design and Management Regulations an independent Planning Supervisor will be required.

SCOPE OF THE WORKS.
The works shall comprise of all that is shown on the drawing and details. Work that may not be specifically shown but may be reasonably inferred as necessary to carry out the works shall be deemed to be included.

DETERMINED PLAN

SOUTH HOLLAND DC HOUSING & PLANNING
07 MAY 1998
01/57/98.

revision	date	init.	revision details.

COOPER ARCHITECTURAL DESIGN
BRONAVON, HOCKLESGATE,
FLEET, SPALDING, LINC'S PE12 8LF
Tel/Fax : 01406 423782

Client
ROFFES TRANSPORT

Project
PROPOSED STORAGE BUILDING,
WEST BANK,
SUTTON BRIDGE,
SPALDING,
LINC'S.

Drawing.
FLOOR PLAN/ SECTION

Scale 1:100	Drawing No. 9757:2
Date. APRIL '98.	Drawn. J.C.