

DETERMINED PLAN

SOUTH HOLLAND DC
HOUSING & PLANNING
02 JUN 1997
Ref: 021/97

ISSUE	DATE	DRAWN BY	DESCRIPTION OF ISSUE	PREP'D	CHKD	APPD
1		SMB	INITIAL CONSULTATION	SMB		FDG.

THIS PRINT SHALL NOT BE COPIED, REPRODUCED OR OTHERWISE USED WITHOUT THE CONSENT OF STONE & WEBSTER AND SHALL BE RETURNED ON REQUEST.

CLIENT

OWNER : SUTTON BRIDGE POWER LIMITED
ENGINEER : ENRON ENGINEERING SERVICES

TITLE

OVERALL NORTH ELEVATION
ARCHITECTURAL DESIGN PROPOSAL

SCALE N.T.S.
DO NOT SCALE PRINT

JOB No. 19201

Stone & Webster

S & W DRG. No.19201-000-1110-703

WORK PACKAGE No.	SYSTEM	CLASS	STATUS
	DIST. CODE		

A1 (841 x 594) NOT TO BE MANUALLY ALTERED

LAST REV. DATE:
FILESPEC:

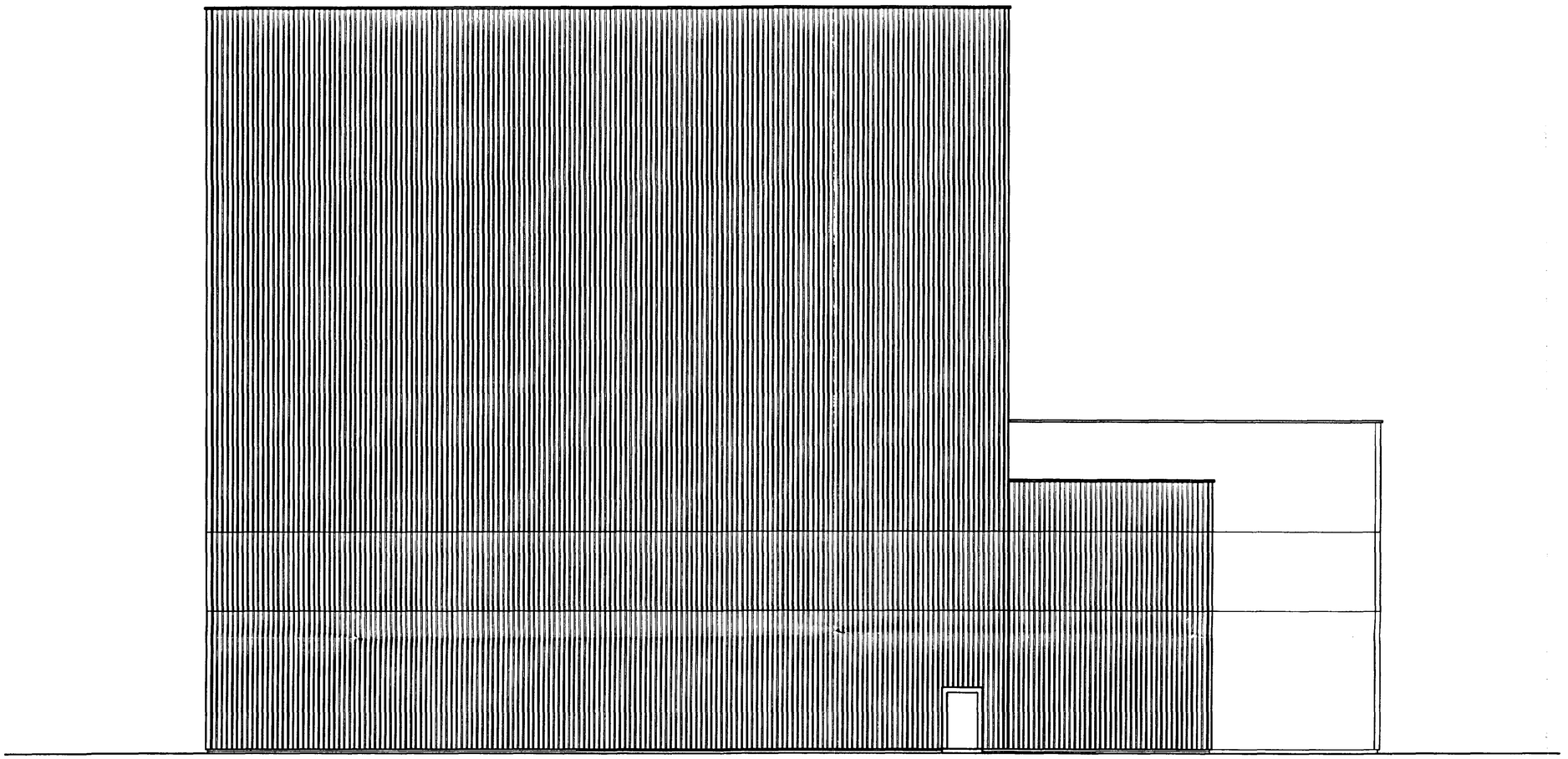

EAST ELEVATION (TO ACC).

FACING MATERIALS

WALL CLADDING TO 6.00M AND GABLE ENDS IN GREEN COLOURED CORRUGATED STEEL SHEETING COMPLETE WITH ALL OF THE MANUFACTURERS STANDARD COVER STRIPS, CORNER CLOSERS AND FLASHINGS. ALL SECURED STRICTLY IN ACCORDANCE WITH THE MANUFACTURERS STANDARD DETAILS AND ANY SPECIAL DETAILS PREPARED SPECIFICALLY FOR THE PROJECT.

WALL CLADDING FROM 6.00M TO 9.00M IN SAND COLOURED CORRUGATED STEEL SHEETING COMPLETE WITH ALL OF THE MANUFACTURERS STANDARD COVER STRIPS, CORNER CLOSERS AND FLASHINGS. ALL SECURED STRICTLY IN ACCORDANCE WITH THE MANUFACTURERS STANDARD DETAILS AND ANY SPECIAL DETAILS PREPARED SPECIFICALLY FOR THE PROJECT.

WALLS ABOVE 9.00M CLAD IN ANTIQUE WHITE COLOURED CORRUGATED STEEL SHEETING COMPLETE WITH ALL OF THE MANUFACTURERS STANDARD COVER STRIPS, CORNER CLOSERS AND FLASHINGS. ALL SECURED STRICTLY IN ACCORDANCE WITH THE MANUFACTURERS STANDARD DETAILS AND ANY SPECIAL DETAILS PREPARED SPECIFICALLY FOR THE PROJECT.

ALL WINDOW FRAMES, DOOR FRAMES, EXTERNAL STEEL WORK, FACIAS, SOFFITS, VERGE DRESSINGS (OTHER THAN ROOF CLADDING WRAP AROUND) LOUVRE FRAMES AND FINS SHALL BE COLOURED CRIMSON RED EXCEPT WHERE THESE ARE LOCATED ABOVE 9.00M WHERE THEY SHALL BE COLOURED ANTIQUE WHITE TO MATCH THE SKY TONE CLADDING OF THE UPPER PORTION OF THE TALLER BUILDINGS.

GUTTERING SHALL BE CONCEALED WITHIN THE CLADDING OVERHANG ON ALL LOW RISE STRUCTURES RAIN WATER PIPES COLOURED CRIMSON RED WHERE VISABLE SHALL BE SURFACE MOUNTED ON THE FACE OF THE WALL CLADDING. TALLER STRUCTURES SHALL HAVE GUTTERS CONSEALED BEHIND A PARAPET WALL WITH ALL RAIN WATER PIPEWORK FRAME MOUNTED WITHIN THE VARIOUS BUILDINGS AT APPROPRIATE CENTRES.

FRAMES TO ROOF WINDOWS AND ROOF LIGHTS SHALL BE COLOURED CRIMSON RED TO MATCH WINDOW AND DOOR FRAMES, GLAZING SHALL IN ALL INSTANCES BE OF A HEAT REFLECTIVE AND APPROVED SPECIFICATION

SOUTH HOLLAND DC
HOUSING & PLANNING
02 JUN 1997
Ref: S/24/97

ISSUR	DATE	DRAWN BY	DESCRIPTION OF ISSUE	PREP'D	CHK'D
1	28-5-97	SMB	INITIAL CONSULTATION	MB	SBG

THIS PRINT SHALL NOT BE COPIED, REPRODUCED OR OTHERWISE USED WITHOUT THE CONSENT OF STONE & WEBSTER AND SHALL BE RETURNED ON REQUEST.

CLIENT
OWNER: SUTTON BRIDGE POWER LIMITED
ENGINEER: ENRON ENGINEERING SERVICES

TITLE
TURBINE BUILDING
ARCHITECTURAL DESIGN PROPOSAL
WEST ELEVATION

SCALE 1:100
DO NOT SCALE PRINT

Stone & Webster

JOB No. 19201

S & W DRG. No.19201-000-1110-507

WORK PACKAGE No.	SYSTEM	CLASS	STATUS
	DIST. CODE		

LAST REV. DATE:
FILESPEC:

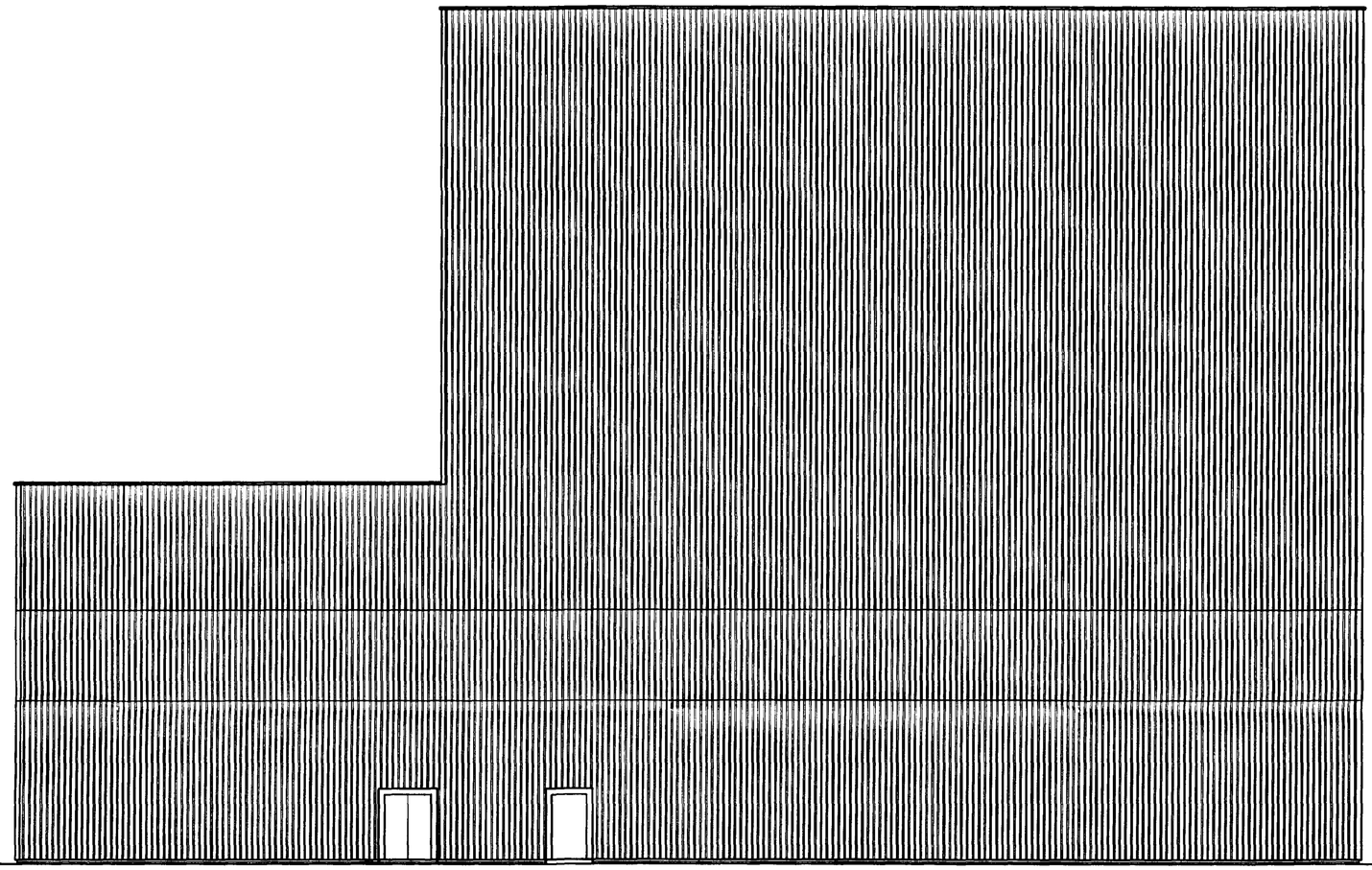

EAST ELEVATION (TO ACC).

FACING MATERIALS

WALL CLADDING TO 6.00M AND GABLE ENDS IN GREEN COLOURED CORRUGATED STEEL SHEETING COMPLETE WITH ALL OF THE MANUFACTURERS STANDARD COVER STRIPS, CORNER CLOSERS AND FLASHINGS. ALL SECURED STRICTLY IN ACCORDANCE WITH THE MANUFACTURERS STANDARD DETAILS AND ANY SPECIAL DETAILS PREPARED SPECIFICALLY FOR THE PROJECT.

WALL CLADDING FROM 6.00M TO 9.00M IN SAND COLOURED CORRUGATED STEEL SHEETING COMPLETE WITH ALL OF THE MANUFACTURERS STANDARD COVER STRIPS, CORNER CLOSERS AND FLASHINGS. ALL SECURED STRICTLY IN ACCORDANCE WITH THE MANUFACTURERS STANDARD DETAILS AND ANY SPECIAL DETAILS PREPARED SPECIFICALLY FOR THE PROJECT.

WALLS ABOVE 9.00M CLAD IN ANTIQUE WHITE COLOURED CORRUGATED STEEL SHEETING COMPLETE WITH ALL OF THE MANUFACTURERS STANDARD COVER STRIPS, CORNER CLOSERS AND FLASHINGS. ALL SECURED STRICTLY IN ACCORDANCE WITH THE MANUFACTURERS STANDARD DETAILS AND ANY SPECIAL DETAILS PREPARED SPECIFICALLY FOR THE PROJECT.

ALL WINDOW FRAMES, DOOR FRAMES, EXTERNAL STEEL WORK, FACIAS, SOFFITS, VERGE DRESSINGS (OTHER THAN ROOF CLADDING WRAP AROUND) LOUVRE FRAMES AND FINS SHALL BE COLOURED CRIMSON RED EXCEPT WHERE THESE ARE LOCATED ABOVE 9.00M WHERE THEY SHALL BE COLOURED ANTIQUE WHITE TO MATCH THE SKY TONE CLADDING OF THE UPPER PORTION OF THE TALLER BUILDINGS.

GUTTERING SHALL BE CONCEALED WITHIN THE CLADDING OVERHANG ON ALL LOW RISE STRUCTURES RAIN WATER PIPES COLOURED CRIMSON RED WHERE VISABLE SHALL BE SURFACE MOUNTED ON THE FACE OF THE WALL CLADDING. TALLER STRUCTURES SHALL HAVE GUTTERS CONSEALED BEHIND A PARAPET WALL WITH ALL RAIN WATER PIPEWORK FRAME MOUNTED WITHIN THE VARIOUS BUILDINGS AT APPROPRIATE CENTRES.

FRAMES TO ROOF WINDOWS AND ROOF LIGHTS SHALL BE COLOURED CRIMSON RED TO MATCH WINDOW AND DOOR FRAMES, GLAZING SHALL IN ALL INSTANCES BE OF A HEAT REFLECTIVE AND APPROVED SPECIFICATION

SOUTH HOLLAND DC
HOUSING & PLANNING
02 JUN 1997
Ref: S/24/97

ISSUE	DATE	DRAWN BY	DESCRIPTION OF ISSUE	PREP'D	CHKD
2	27-3-97	SMB	PLANNING CONSULTATION		
1		SMB	INITIAL CONSULTATION	SMB	

THIS PRINT SHALL NOT BE COPIED, REPRODUCED OR O
WISE USED WITHOUT THE CONSENT OF STONE & WEB
AND SHALL BE RETURNED ON REQUEST.

CLIENT

OWNER: SUTTON BRIDGE POWER LIMIT
ENGINEER: ENRON ENGINEERING SERVICES

TITLE

TURBINE BUILDING
ARCHITECTURAL DESIGN PROPOSAL
EAST ELEVATION

SCALE 1:100
DO NOT SCALE PRINT

Stone & Webst

JOB No. 19201

S & W DRG. No. 19201-000-1110-504

WORK PACKAGE No.	SYSTEM	CLASS	STA
	DIST. CODE		

LAST REV. DATE:



NORTH ELEVATION.

FACING MATERIALS

WALL CLADDING TO 6.00M AND GABLE ENDS IN GREEN COLOURED CORRUGATED STEEL SHEETING COMPLETE WITH ALL OF THE MANUFACTURERS STANDARD COVER STRIPS, CORNER CLOSERS AND FLASHINGS. ALL SECURED STRICTLY IN ACCORDANCE WITH THE MANUFACTURERS STANDARD DETAILS AND ANY SPECIAL DETAILS PREPARED SPECIFICALLY FOR THE PROJECT.

WALL CLADDING FROM 6.00M TO 9.00M IN SAND COLOURED CORRUGATED STEEL SHEETING COMPLETE WITH ALL OF THE MANUFACTURERS STANDARD COVER STRIPS, CORNER CLOSERS AND FLASHINGS. ALL SECURED STRICTLY IN ACCORDANCE WITH THE MANUFACTURERS STANDARD DETAILS AND ANY SPECIAL DETAILS PREPARED SPECIFICALLY FOR THE PROJECT.

WALLS ABOVE 9.00M CLAD IN ANTIQUE WHITE COLOURED CORRUGATED STEEL SHEETING COMPLETE WITH ALL OF THE MANUFACTURERS STANDARD COVER STRIPS, CORNER CLOSERS AND FLASHINGS. ALL SECURED STRICTLY IN ACCORDANCE WITH THE MANUFACTURERS STANDARD DETAILS AND ANY SPECIAL DETAILS PREPARED SPECIFICALLY FOR THE PROJECT.

ALL WINDOW FRAMES, DOOR FRAMES, EXTERNAL STEEL WORK, FACIAS, SOFFITS, VERGE DRESSINGS (OTHER THAN ROOF CLADDING WRAP AROUND) LOUVRE FRAMES AND FINS SHALL BE COLOURED CRIMSON RED EXCEPT WHERE THESE ARE LOCATED ABOVE 9.00M WHERE THEY SHALL BE COLOURED ANTIQUE WHITE TO MATCH THE SKY TONE CLADDING OF THE UPPER PORTION OF THE TALLER BUILDINGS.

GUTTERING SHALL BE CONCEALED WITHIN THE CLADDING OVERHANG ON ALL LOW RISE STRUCTURES RAIN WATER PIPES COLOURED CRIMSON RED WHERE VISABLE SHALL BE SURFACE MOUNTED ON THE FACE OF THE WALL CLADDING. TALLER STRUCTURES SHALL HAVE GUTTERS CONSEALED BEHIND A PARAPET WALL WITH ALL RAIN WATER PIPEWORK FRAME MOUNTED WITHIN THE VARIOUS BUILDINGS AT APPROPRIATE CENTRES.

FRAMES TO ROOF WINDOWS AND ROOF LIGHTS SHALL BE COLOURED CRIMSON RED TO MATCH WINDOW AND DOOR FRAMES, GLAZING SHALL IN ALL INSTANCES BE OF A HEAT REFLECTIVE AND APPROVED SPECIFICATION

SOUTH HOLLAND DC HOUSING & PLANNING
02 JUN 1997
Ref: 0624/97

ISSUE	DATE	DRAWN BY	DESCRIPTION OF ISSUE	PREP'D	CHKD	APPD
2	28.5.97	SMB	PLANNING CONSULTATION	EMB	[illegible]	[illegible]
1		SMB	PRELIMINARY CONSULTATION	SMB		PSJG

THIS PRINT SHALL NOT BE COPIED, REPRODUCED OR OTHERWISE USED WITHOUT THE CONSENT OF STONE & WEBSTER AND SHALL BE RETURNED ON REQUEST.

CLIENT
OWNER: SUTTON BRIDGE POWER LIMITED
ENGINEER: ENRON ENGINEERING SERVICES

TITLE
TURBINE BUILDING
ARCHITECTURAL DESIGN PROPOSALS
PART NORTH ELEVATION

SCALE 1:100
DO NOT SCALE PRINT
JOB No. 19201
Stone & Webster
S & W DRG. No.19201-000-1110-505-SHT.B

WORK PACKAGE No.	SYSTEM	CLASS	STATUS
	DIST. CODE		

A1 (841 x 594) NOT TO BE MANUALLY ALTERED

MATCH LINE

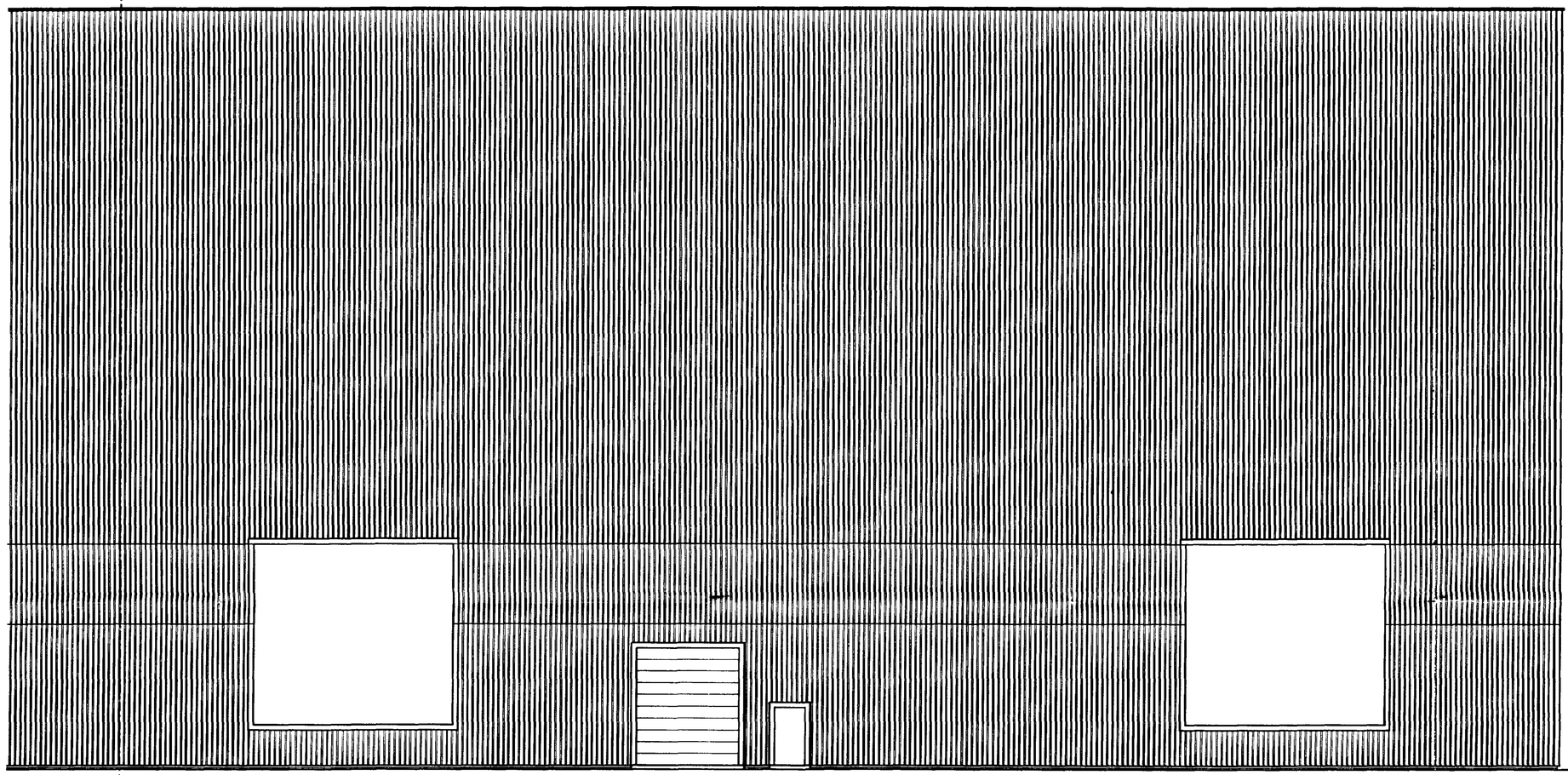

FACING MATERIALS

WALL CLADDING TO 6.00M AND GABLE ENDS IN GREEN COLOURED CORRUGATED STEEL SHEETING COMPLETE WITH ALL OF THE MANUFACTURERS STANDARD COVER STRIPS, CORNER CLOSERS AND FLASHINGS. ALL SECURED STRICTLY IN ACCORDANCE WITH THE MANUFACTURERS STANDARD DETAILS AND ANY SPECIAL DETAILS PREPARED SPECIFICALLY FOR THE PROJECT.

WALL CLADDING FROM 6.00M TO 9.00M IN SAND COLOURED CORRUGATED STEEL SHEETING COMPLETE WITH ALL OF THE MANUFACTURERS STANDARD COVER STRIPS, CORNER CLOSERS AND FLASHINGS. ALL SECURED STRICTLY IN ACCORDANCE WITH THE MANUFACTURERS STANDARD DETAILS AND ANY SPECIAL DETAILS PREPARED SPECIFICALLY FOR THE PROJECT.

WALLS ABOVE 9.00M CLAD IN ANTIQUE WHITE COLOURED CORRUGATED STEEL SHEETING COMPLETE WITH ALL OF THE MANUFACTURERS STANDARD COVER STRIPS, CORNER CLOSERS AND FLASHINGS. ALL SECURED STRICTLY IN ACCORDANCE WITH THE MANUFACTURERS STANDARD DETAILS AND ANY SPECIAL DETAILS PREPARED SPECIFICALLY FOR THE PROJECT.

ALL WINDOW FRAMES, DOOR FRAMES, EXTERNAL STEEL WORK, FACIAS, SOFFITS, VERGE DRESSINGS (OTHER THAN ROOF CLADDING WRAP AROUND) LOUVRE FRAMES AND FINS SHALL BE COLOURED CRIMSON RED EXCEPT WHERE THESE ARE LOCATED ABOVE 9.00M WHERE THEY SHALL BE COLOURED ANTIQUE WHITE TO MATCH THE SKY TONE CLADDING OF THE UPPER PORTION OF THE TALLER BUILDINGS.

GUTTERING SHALL BE CONCEALED WITHIN THE CLADDING OVERHANG ON ALL LOW RISE STRUCTURES RAIN WATER PIPES COLOURED CRIMSON RED WHERE VISABLE SHALL BE SURFACE MOUNTED ON THE FACE OF THE WALL CLADDING. TALLER STRUCTURES SHALL HAVE GUTTERS CONSEALED BEHIND A PARAPET WALL WITH ALL RAIN WATER PIPEWORK FRAME MOUNTED WITHIN THE VARIOUS BUILDINGS AT APPROPRIATE CENTRES.

FRAMES TO ROOF WINDOWS AND ROOF LIGHTS SHALL BE COLOURED CRIMSON RED TO MATCH WINDOW AND DOOR FRAMES, GLAZING SHALL IN ALL INSTANCES BE OF A HEAT REFLECTIVE AND APPROVED SPECIFICATION

SOUTH HOLLAND DC
HOUSING & PLANNING
02 JUN 1997
Ref: S624/97

DETERMINED
PLAN

ISSUE	DATE	DRAWN BY	DESCRIPTION OF ISSUE	PREP'D	CHKD	AP
2	28-5-97	SMB	PLANNING CONSULTATION	SMB	CB	CB
1		SMB	PRELIMINARY CONSULTATION	SMB		PS

THIS PRINT SHALL NOT BE COPIED, REPRODUCED OR OTHERWISE USED WITHOUT THE CONSENT OF STONE & WEBSTER AND SHALL BE RETURNED ON REQUEST.

CLIENT

OWNER: SUTTON BRIDGE POWER LIMITED
ENGINEER: ENRON ENGINEERING SERVICES

TITLE

TURBINE BUILDING
ARCHITECTURAL DESIGN PROPOSALS
PART NORTH ELEVATION

SCALE 1:100
DO NOT SCALE PRINT

JOB No. 19201

Stone & Webste

S & W DRG. No. 19201-000-1110-505-SHT.

WORK PACKAGE No.	SYSTEM	CLASS	STATUS
	DIST. CODE		

LAST REV. DATE:

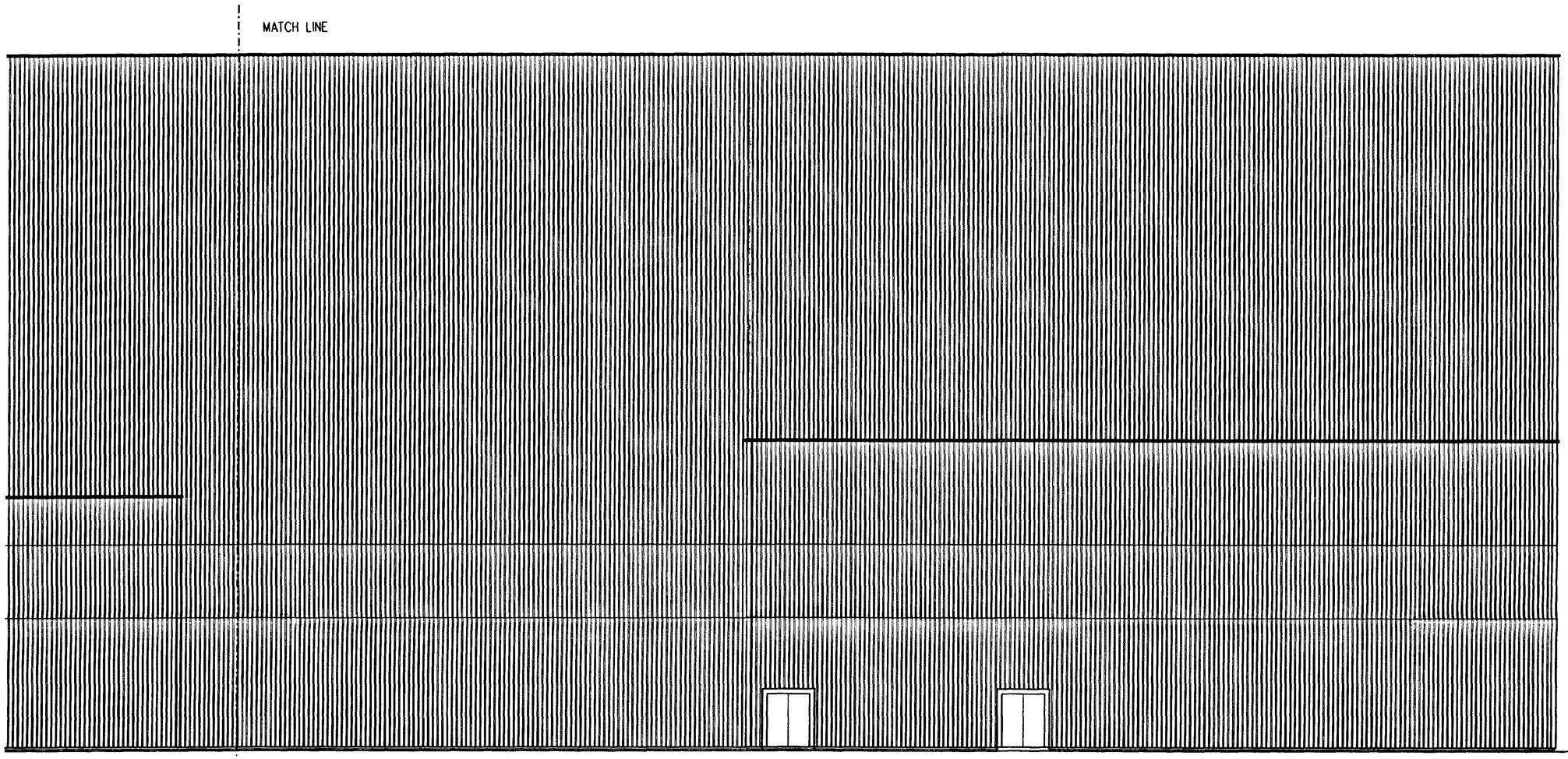

FACING MATERIALS

WALL CLADDING TO 6.00M AND GABLE ENDS IN GREEN COLOURED CORRUGATED STEEL SHEETING COMPLETE WITH ALL OF THE MANUFACTURERS STANDARD COVER STRIPS, CORNER CLOSERS AND FLASHINGS. ALL SECURED STRICTLY IN ACCORDANCE WITH THE MANUFACTURERS STANDARD DETAILS AND ANY SPECIAL DETAILS PREPARED SPECIFICALLY FOR THE PROJECT.

WALL CLADDING FROM 6.00M TO 9.00M IN SAND COLOURED CORRUGATED STEEL SHEETING COMPLETE WITH ALL OF THE MANUFACTURERS STANDARD COVER STRIPS, CORNER CLOSERS AND FLASHINGS. ALL SECURED STRICTLY IN ACCORDANCE WITH THE MANUFACTURERS STANDARD DETAILS AND ANY SPECIAL DETAILS PREPARED SPECIFICALLY FOR THE PROJECT.

WALLS ABOVE 9.00M CLAD IN ANTIQUE WHITE COLOURED CORRUGATED STEEL SHEETING COMPLETE WITH ALL OF THE MANUFACTURERS STANDARD COVER STRIPS, CORNER CLOSERS AND FLASHINGS. ALL SECURED STRICTLY IN ACCORDANCE WITH THE MANUFACTURERS STANDARD DETAILS AND ANY SPECIAL DETAILS PREPARED SPECIFICALLY FOR THE PROJECT.

ALL WINDOW FRAMES, DOOR FRAMES, EXTERNAL STEEL WORK, FACIAS, SOFFITS, VERGE DRESSINGS (OTHER THAN ROOF CLADDING WRAP AROUND) LOUVRE FRAMES AND FINS SHALL BE COLOURED CRIMSON RED EXCEPT WHERE THESE ARE LOCATED ABOVE 9.00M WHERE THEY SHALL BE COLOURED ANTIQUE WHITE TO MATCH THE SKY TONE CLADDING OF THE UPPER PORTION OF THE TALLER BUILDINGS.

GUTTERING SHALL BE CONCEALED WITHIN THE CLADDING OVERHANG ON ALL LOW RISE STRUCTURES RAIN WATER PIPES COLOURED CRIMSON RED WHERE VISABLE SHALL BE SURFACE MOUNTED ON THE FACE OF THE WALL CLADDING. TALLER STRUCTURES SHALL HAVE GUTTERS CONSEALED BEHIND A PARAPET WALL WITH ALL RAIN WATER PIPEWORK FRAME MOUNTED WITHIN THE VARIOUS BUILDINGS AT APPROPRIATE CENTRES.

FRAMES TO ROOF WINDOWS AND ROOF LIGHTS SHALL BE COLOURED CRIMSON RED TO MATCH WINDOW AND DOOR FRAMES, GLAZING SHALL IN ALL INSTANCES BE OF A HEAT REFLECTIVE AND APPROVED SPECIFICATION

SOUTH HOLLAND DC
HOUSING & PLANNING
02 JUN 1997
Ref: 0524/97

DEEMED
PLAN

ISSUE	DATE	DRAWN BY	DESCRIPTION OF ISSUE	PREP'D	CHK'D	APP'D
2	28-5-97	SMB	PLANNING CONSULTATION	SMB	CBB.	TBB.
1		SMB	INITIAL CONSULTATION	SMB		PSJG

THIS PRINT SHALL NOT BE COPIED, REPRODUCED OR OTHERWISE USED WITHOUT THE CONSENT OF STONE & WEBSTER AND SHALL BE RETURNED ON REQUEST.

CLIENT

OWNER: SUTTON BRIDGE POWER LIMITED
ENGINEER: ENRON ENGINEERING SERVICES

TITLE

TURBINE BUILDING ARCHITECTURAL DESIGN PROPOSAL PART SOUTH ELEVATION

SCALE ..... 1:100 .....
DO NOT SCALE PRINT

JOB No. 19201

Stone & Webster

S & W DRG. No. 19201-000-1110-506-SHT.B

WORK PACKAGE No.	SYSTEM	CLASS	STATUS
	DIST. CODE		

LAST REV. DATE:

A1 (841 x 594) NOT TO BE MANUALLY ALTERED
S & WEBSTER REPROGRAPHICS: SW013580.TIF



SOUTH ELEVATION.

FACING MATERIALS

WALL CLADDING TO 6.00M AND GABLE ENDS IN GREEN COLOURED CORRUGATED STEEL SHEETING COMPLETE WITH ALL OF THE MANUFACTURERS STANDARD COVER STRIPS, CORNER CLOSERS AND FLASHINGS. ALL SECURED STRICTLY IN ACCORDANCE WITH THE MANUFACTURERS STANDARD DETAILS AND ANY SPECIAL DETAILS PREPARED SPECIFICALLY FOR THE PROJECT.

WALL CLADDING FROM 6.00M TO 9.00M IN SAND COLOURED CORRUGATED STEEL SHEETING COMPLETE WITH ALL OF THE MANUFACTURERS STANDARD COVER STRIPS, CORNER CLOSERS AND FLASHINGS. ALL SECURED STRICTLY IN ACCORDANCE WITH THE MANUFACTURERS STANDARD DETAILS AND ANY SPECIAL DETAILS PREPARED SPECIFICALLY FOR THE PROJECT.

WALLS ABOVE 9.00M CLAD IN ANTIQUE WHITE COLOURED CORRUGATED STEEL SHEETING COMPLETE WITH ALL OF THE MANUFACTURERS STANDARD COVER STRIPS, CORNER CLOSERS AND FLASHINGS. ALL SECURED STRICTLY IN ACCORDANCE WITH THE MANUFACTURERS STANDARD DETAILS AND ANY SPECIAL DETAILS PREPARED SPECIFICALLY FOR THE PROJECT.

ALL WINDOW FRAMES, DOOR FRAMES, EXTERNAL STEEL WORK, FACIAS, SOFFITS, VERGE DRESSINGS (OTHER THAN ROOF CLADDING WRAP AROUND) LOUVRE FRAMES AND FINS SHALL BE COLOURED CRIMSON RED EXCEPT WHERE THESE ARE LOCATED ABOVE 9.00M WHERE THEY SHALL BE COLOURED ANTIQUE WHITE TO MATCH THE SKY TONE CLADDING OF THE UPPER PORTION OF THE TALLER BUILDINGS.

GUTTERING SHALL BE CONCEALED WITHIN THE CLADDING OVERHANG ON ALL LOW RISE STRUCTURES RAIN WATER PIPES COLOURED CRIMSON RED WHERE VISABLE SHALL BE SURFACE MOUNTED ON THE FACE OF THE WALL CLADDING. TALLER STRUCTURES SHALL HAVE GUTTERS CONSEALED BEHIND A PARAPET WALL WITH ALL RAIN WATER PIPEWORK FRAME MOUNTED WITHIN THE VARIOUS BUILDINGS AT APPROPRIATE CENTRES.

FRAMES TO ROOF WINDOWS AND ROOF LIGHTS SHALL BE COLOURED CRIMSON RED TO MATCH WINDOW AND DOOR FRAMES, GLAZING SHALL IN ALL INSTANCES BE OF A HEAT REFLECTIVE AND APPROVED SPECIFICATION

SOUTH HOLLAND DC HOUSING & PLANNING 02 JUN 1997 Ref: S/21/97

ISSUE	DATE	DRAWN BY	DESCRIPTION OF ISSUE	PREP'D	CHKD	APPD
2	28.5.97	SMB	PLANNING CONSULTATION	SMB		PSJG
1		SMB	INITIAL CONSULTATION	SMB		PSJG

THIS PRINT SHALL NOT BE COPIED, REPRODUCED OR OTHERWISE USED WITHOUT THE CONSENT OF STONE & WEBSTER AND SHALL BE RETURNED ON REQUEST.

CLIENT

OWNER: SUTTON BRIDGE POWER LIMITED
ENGINEER: ENRON ENGINEERING SERVICES

TITLE

TURBINE BUILDING ARCHITECTURAL DESIGN PROPOSAL PART SOUTH ELEVATION

SCALE 1:100
DO NOT SCALE PRINT

Stone & Webster

JOB No. 19201

S & W DRG. No. 19201-000-1110-506-SHT.A

WORK PACKAGE No.	SYSTEM	CLASS	STATUS
	DIST. CODE		

LAST REV. DATE:
FILESPEC:

A1 (841 x 594)

NOT TO BE MANUALLY ALTERED
STONE & WEBSTER REPROGRAPHICS: SW013581.TIF

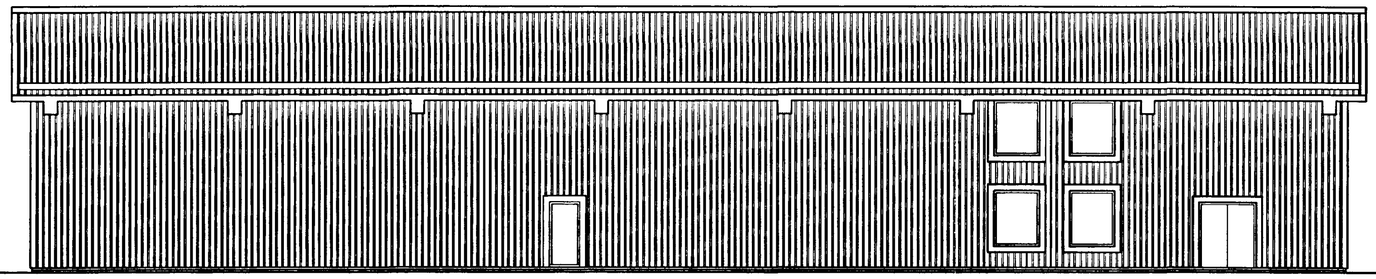

WEST ELEVATION

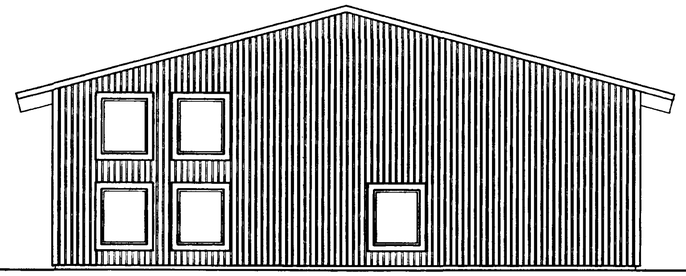

SOUTH ELEVATION TO TURBINE BUILDING

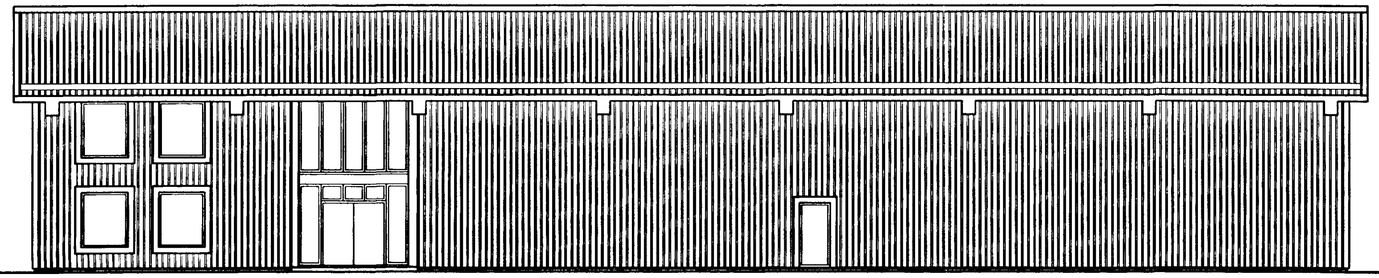

EAST ELEVATION TO ADMINISTRATION BUILDING



NORTH ELEVATION

FACING MATERIALS

BRICK PLINTH FORMED IN GOOD QUALITY APPROVED
STOCK FACING BRICKS WITH PLINTH BRICK DETAIL
TO UPPER EDGE

WALL CLADDING TO 6.00M AND GABLE ENDS IN GREEN COLOURED CORRUGATED
STEEL SHEETING COMPLETE WITH ALL OF THE MANUFACTURERS
STANDARD COVER STRIPS, CORNER CLOSERS AND FLASHINGS.
ALL SECURED STRICTLY IN ACCORDANCE WITH THE MANUFACTURERS
STANDARD DETAILS AND ANY SPECIAL DETAILS PREPARED SPECIFICALLY
FOR THE PROJECT.

WALL CLADDING FROM 6.00M TO 9.00M IN SAND COLOURED CORRUGATED
STEEL SHEETING COMPLETE WITH ALL OF THE MANUFACTURERS
STANDARD COVER STRIPS, CORNER CLOSERS AND FLASHINGS.
ALL SECURED STRICTLY IN ACCORDANCE WITH THE MANUFACTURERS
STANDARD DETAILS AND ANY SPECIAL DETAILS PREPARED SPECIFICALLY
FOR THE PROJECT.

WALLS ABOVE 9.00M CLAD IN ANTIQUE WHITE COLOURED CORRUGATED
STEEL SHEETING COMPLETE WITH ALL OF THE MANUFACTURERS
STANDARD COVER STRIPS, CORNER CLOSERS AND FLASHINGS.
ALL SECURED STRICTLY IN ACCORDANCE WITH THE MANUFACTURERS
STANDARD DETAILS AND ANY SPECIAL DETAILS PREPARED SPECIFICALLY
FOR THE PROJECT.

ROOF CLADDING IN SAND COLOURED CORRUGATED
STEEL SHEETING COMPLETE WITH ALL OF THE MANUFACTURERS
STANDARD COVER STRIPS, VERGE CLOSERS, RIDGE MEMBERS AND FLASHINGS.
ALL SECURED STRICTLY IN ACCORDANCE WITH THE MANUFACTURERS
STANDARD DETAILS AND ANY SPECIAL DETAILS PREPARED SPECIFICALLY
FOR THE PROJECT.

ALL WINDOW FRAMES, DOOR FRAMES, EXTERNAL STEEL WORK, FACIAS,
SOFFITS, VERGE DRESSINGS (OTHER THAN ROOF CLADDING WRAP AROUND)
LOUVRE FRAMES AND FINS SHALL BE COLOURED CRIMSON RED EXCEPT WHERE
THESE ARE LOCATED ABOVE 9.00M WHERE THEY SHALL BE COLOURED
ANTIQUE WHITE TO MATCH THE SKY TONE CLADDING OF THE UPPER PORTION
OF THE TALLER BUILDINGS.

GUTTERING SHALL BE CONCEALED WITHIN THE CLADDING OVERHANG ON ALL LOW
RISE STRUCTURES RAIN WATER PIPES COLOURED CRIMSON RED WHERE VISABLE
SHALL BE SURFACE MOUNTED ON THE FACE OF THE WALL CLADDING. TALLER
STRUCTURES SHALL HAVE GUTTERS CONSEALED BEHIND A PARAPET WALL WITH
ALL RAIN WATER PIPEWORK FRAME MOUNTED WITHIN THE VARIOUS
BUILDINGS AT APPROPRIATE CENTRES.

FRAMES TO ROOF WINDOWS AND ROOF LIGHTS SHALL BE COLOURED
CRIMSON RED TO MATCH WINDOW AND DOOR FRAMES, GLAZING
SHALL IN ALL INSTANCES BE OF A HEAT REFLECTIVE AND APPROVED
SPECIFICATION

SOUTH HOLLAND DC
HOUSING & PLANNING
02 JUN 1997
Ref: S/02/97

ISSUE	DATE	DRAWN BY	DESCRIPTION OF ISSUE	PREP'D	CHKD	APPD
2	28-5-97	SMB	PLANNING CONSULTATION	SMB	Cpe.	Cpe.
1		SMB	PRELIMINARY CONSULTATION	SMB		PSJG

THIS PRINT SHALL NOT BE COPIED, REPRODUCED OR OTHERWISE USED WITHOUT THE CONSENT OF STONE & WEBSTER AND SHALL BE RETURNED ON REQUEST.

CLIENT

OWNER: SUTTON BRIDGE POWER LIMITED
ENGINEER: ENRON ENGINEERING SERVICES

TITLE

WAREHOUSE/MAINTENANCE BUILDING ARCHITECTURAL DESIGN PROPOSALS ELEVATIONS

SCALE 1:100
DO NOT SCALE PRINT

JOB No. 19201

Stone & Webster

S & W DRG. No. 19201-000-1110-202

WORK PACKAGE No.	SYSTEM	CLASS	STATUS
	DIST. CODE		

LAST REV. DATE:
FILESPEC:

A1 (841 x 594) NOT TO BE MANUALLY ALTERED

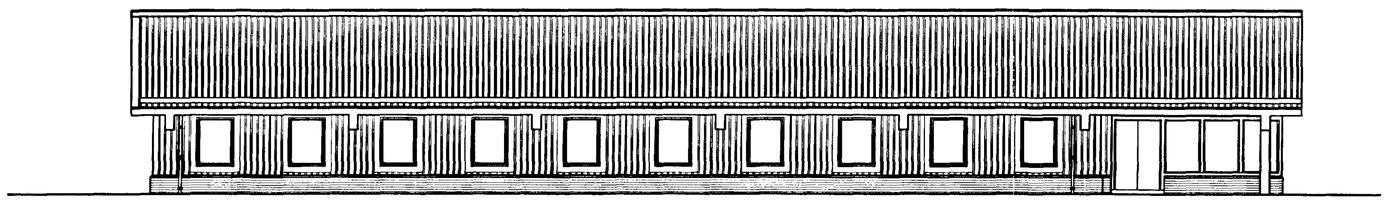

EAST ELEVATION (TO MAIN CAR PARK)

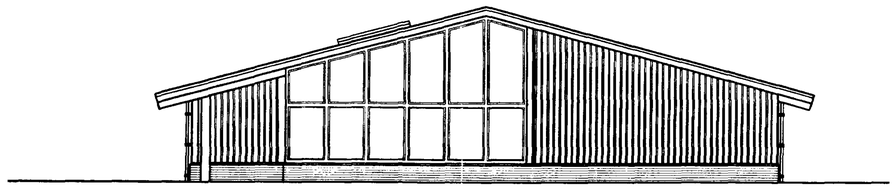

SOUTH ELEVATION (TO ACC)

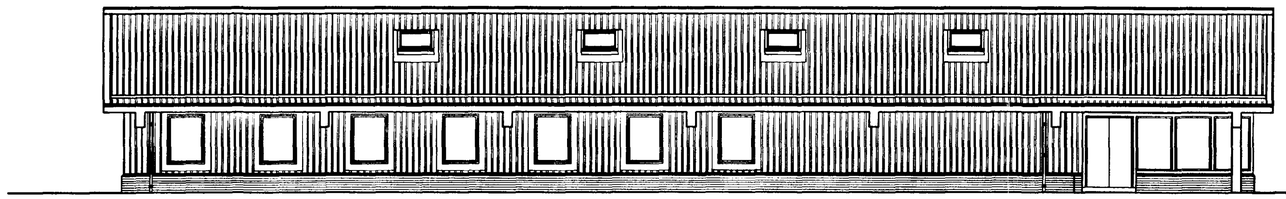

WEST ELEVATION (TO WAREHOUSE BUILDING)

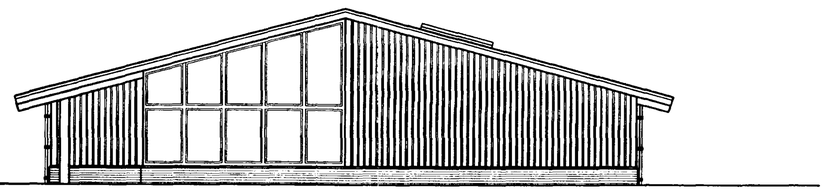

NORTH ELEVATION

FACING MATERIALS

BRICK PLINTH FORMED IN GOOD QUALITY APPROVED STOCK FACING BRICKS WITH PLINTH BRICK DETAIL TO UPPER EDGE

WALL CLADDING TO 6.00M AND GABLE ENDS IN GREEN COLOURED CORRUGATED STEEL SHEETING COMPLETE WITH ALL OF THE MANUFACTURERS STANDARD COVER STRIPS, CORNER CLOSERS AND FLASHINGS. ALL SECURED STRICTLY IN ACCORDANCE WITH THE MANUFACTURERS STANDARD DETAILS AND ANY SPECIAL DETAILS PREPARED SPECIFICALLY FOR THE PROJECT.

WALL CLADDING FROM 6.00M TO 9.00M IN SAND COLOURED CORRUGATED STEEL SHEETING COMPLETE WITH ALL OF THE MANUFACTURERS STANDARD COVER STRIPS, CORNER CLOSERS AND FLASHINGS. ALL SECURED STRICTLY IN ACCORDANCE WITH THE MANUFACTURERS STANDARD DETAILS AND ANY SPECIAL DETAILS PREPARED SPECIFICALLY FOR THE PROJECT.

WALLS ABOVE 9.00M CLAD IN ANTIQUE WHITE COLOURED CORRUGATED STEEL SHEETING COMPLETE WITH ALL OF THE MANUFACTURERS STANDARD COVER STRIPS, CORNER CLOSERS AND FLASHINGS. ALL SECURED STRICTLY IN ACCORDANCE WITH THE MANUFACTURERS STANDARD DETAILS AND ANY SPECIAL DETAILS PREPARED SPECIFICALLY FOR THE PROJECT.

ROOF CLADDING IN SAND COLOURED CORRUGATED STEEL SHEETING COMPLETE WITH ALL OF THE MANUFACTURERS STANDARD COVER STRIPS, VERGE CLOSERS, RIDGE MEMBERS AND FLASHINGS. ALL SECURED STRICTLY IN ACCORDANCE WITH THE MANUFACTURERS STANDARD DETAILS AND ANY SPECIAL DETAILS PREPARED SPECIFICALLY FOR THE PROJECT.

ALL WINDOW FRAMES, DOOR FRAMES, EXTERNAL STEEL WORK, FACIAS, SOFFITS, VERGE DRESSINGS (OTHER THAN ROOF CLADDING WRAP AROUND) LOUVRE FRAMES AND FINS SHALL BE COLOURED CRIMSON RED EXCEPT WHERE THESE ARE LOCATED ABOVE 9.00M WHERE THEY SHALL BE COLOURED ANTIQUE WHITE TO MATCH THE SKY TONE CLADDING OF THE UPPER PORTION OF THE TALLER BUILDINGS.

GUTTERING SHALL BE CONCEALED WITHIN THE CLADDING OVERHANG ON ALL LOW RISE STRUCTURES RAIN WATER PIPES COLOURED CRIMSON RED WHERE VISABLE SHALL BE SURFACE MOUNTED ON THE FACE OF THE WALL CLADDING. TALLER STRUCTURES SHALL HAVE GUTTERS CONSEALED BEHIND A PARAPET WALL WITH ALL RAIN WATER PIPEWORK FRAME MOUNTED WITHIN THE VARIOUS BUILDINGS AT APPROPRIATE CENTRES.

FRAMES TO ROOF WINDOWS AND ROOF LIGHTS SHALL BE COLOURED CRIMSON RED TO MATCH WINDOW AND DOOR FRAMES, GLAZING SHALL IN ALL INSTANCES BE OF A HEAT REFLECTIVE AND APPROVED SPECIFICATION

DETERMINED PLAN

SOUTH HOLLAND DC HOUSING & PLANNING 02 JUN 1997 Ref: d24/97

ISSUE	DATE	DRAWN BY	DESCRIPTION OF ISSUE	PREP'D	CHKD	APPD
2	28-3-97	SMB	PLANNING CONSULTATION			
1		SMB	PRELIMINARY CONSULTATION	SMB		PSJG

THIS PRINT SHALL NOT BE COPIED, REPRODUCED OR OTHERWISE USED WITHOUT THE CONSENT OF STONE & WEBSTER AND SHALL BE RETURNED ON REQUEST.

CLIENT

OWNER: SUTTON BRIDGE POWER LIMITED
ENGINEER: ENRON ENGINEERING SERVICES

TITLE

ADMINISTRATION BUILDING ARCHITECTURAL DESIGN PROPOSALS ELEVATIONS

SCALE 1:100
DO NOT SCALE PRINT

JOB No. 19201

Stone & Webster

S & W DRG. No. 19201-000-1110-102

WORK PACKAGE No.	SYSTEM	CLASS	STATUS
	DIST. CODE		

LAST REV. DATE:
FILESPEC:

A1 (841 x 594) NOT TO BE MANUALLY ALTERED

STONE & WEBSTER REPROGRAPHICS: SW013588.TIF

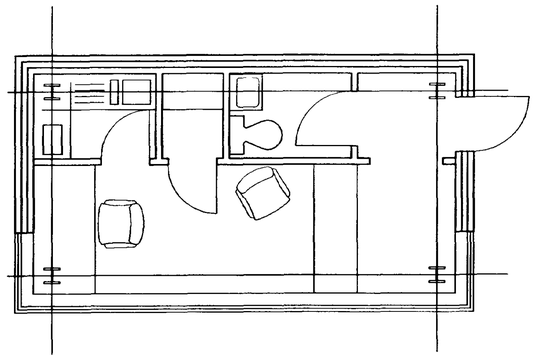

FLOOR PLAN

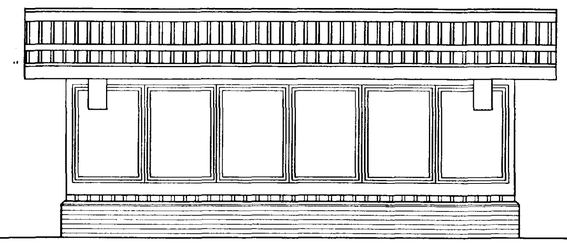

SOUTH ELEVATION



EAST ELEVATION

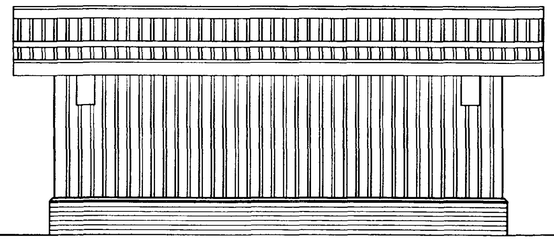

NORTH ELEVATION

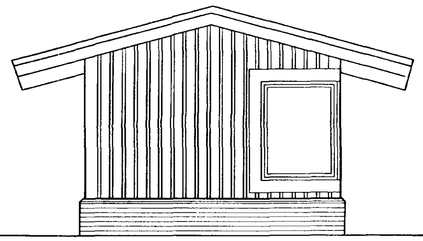

WEST ELEVATION

FACING MATERIALS

BRICK PLINTH FORMED IN GOOD QUALITY APPROVED
STOCK FACING BRICKS WITH PLINTH BRICK DETAIL
TO UPPER EDGE

WALL CLADDING TO 6.00M AND GABLE ENDS IN GREEN COLOURED CORRUGATED
STEEL SHEETING COMPLETE WITH ALL OF THE MANUFACTURERS
STANDARD COVER STRIPS, CORNER CLOSERS AND FLASHINGS.
ALL SECURED STRICTLY IN ACCORDANCE WITH THE MANUFACTURERS
STANDARD DETAILS AND ANY SPECIAL DETAILS PREPARED SPECIFICALLY
FOR THE PROJECT.

WALL CLADDING FROM 6.00M TO 9.00M IN SAND COLOURED CORRUGATED
STEEL SHEETING COMPLETE WITH ALL OF THE MANUFACTURERS
STANDARD COVER STRIPS, CORNER CLOSERS AND FLASHINGS.
ALL SECURED STRICTLY IN ACCORDANCE WITH THE MANUFACTURERS
STANDARD DETAILS AND ANY SPECIAL DETAILS PREPARED SPECIFICALLY
FOR THE PROJECT.

WALLS ABOVE 9.00M CLAD IN ANTIQUE WHITE COLOURED CORRUGATED
STEEL SHEETING COMPLETE WITH ALL OF THE MANUFACTURERS
STANDARD COVER STRIPS, CORNER CLOSERS AND FLASHINGS.
ALL SECURED STRICTLY IN ACCORDANCE WITH THE MANUFACTURERS
STANDARD DETAILS AND ANY SPECIAL DETAILS PREPARED SPECIFICALLY
FOR THE PROJECT.

ROOF CLADDING IN SAND COLOURED CORRUGATED
STEEL SHEETING COMPLETE WITH ALL OF THE MANUFACTURERS
STANDARD COVER STRIPS, VERGE CLOSERS, RIDGE MEMBERS AND FLASHINGS.
ALL SECURED STRICTLY IN ACCORDANCE WITH THE MANUFACTURERS
STANDARD DETAILS AND ANY SPECIAL DETAILS PREPARED SPECIFICALLY
FOR THE PROJECT.

ALL WINDOW FRAMES, DOOR FRAMES, EXTERNAL STEEL WORK, FACIAS,
SOFFITS, VERGE DRESSINGS (OTHER THAN ROOF CLADDING WRAP AROUND)
LOUVRE FRAMES AND FINS SHALL BE COLOURED CRIMSON RED EXCEPT WHERE
THESE ARE LOCATED ABOVE 9.00M WHERE THEY SHALL BE COLOURED
ANTIQUE WHITE TO MATCH THE SKY TONE CLADDING OF THE UPPER PORTION
OF THE TALLER BUILDINGS.

GUTTERING SHALL BE CONCEALED WITHIN THE CLADDING OVERHANG ON ALL LOW
RISE STRUCTURES RAIN WATER PIPES COLOURED CRIMSON RED WHERE VISABLE
SHALL BE SURFACE MOUNTED ON THE FACE OF THE WALL CLADDING. TALLER
STRUCTURES SHALL HAVE GUTTERS CONSEALED BEHIND A PARAPET WALL WITH
ALL RAIN WATER PIPEWORK FRAME MOUNTED WITHIN THE VARIOUS
BUILDINGS AT APPROPRIATE CENTRES.

FRAMES TO ROOF WINDOWS AND ROOF LIGHTS SHALL BE COLOURED
CRIMSON RED TO MATCH WINDOW AND DOOR FRAMES, GLAZING
SHALL IN ALL INSTANCES BE OF A HEAT REFLECTIVE AND APPROVED
SPECIFICATION

SOUTH HOLLAND DC
HOUSING & PLANNING
02 JUN 1997
Ref: S/24/97

ISSUE	DATE	DRAWN BY	DESCRIPTION OF ISSUE	PREP'D	CHKD	APPD
1	28-5-97	SMB	PLANNING CONSULTATION	SMB	GBS	GBS

THIS PRINT SHALL NOT BE COPIED, REPRODUCED OR OTHERWISE USED WITHOUT THE CONSENT OF STONE & WEBSTER AND SHALL BE RETURNED ON REQUEST.

CLIENT

OWNER : SUTTON BRIDGE POWER LIMITED
ENGINEER : ENRON ENGINEERING SERVICES

TITLE

GATEHOUSE
ARCHITECTURAL DESIGN PROPOSAL
PLANS AND ELEVATIONS

SCALE 1:50
DO NOT SCALE PRINT

Stone & Webster

JOB No. 19201

S & W DRG. No. 19201-000-1110-301

WORK PACKAGE No.	SYSTEM	CLASS	STATUS
	DIST. CODE		

LAST REV. DATE:

NOT TO BE MANUALLY ALTERED

A1 (841 x 594)

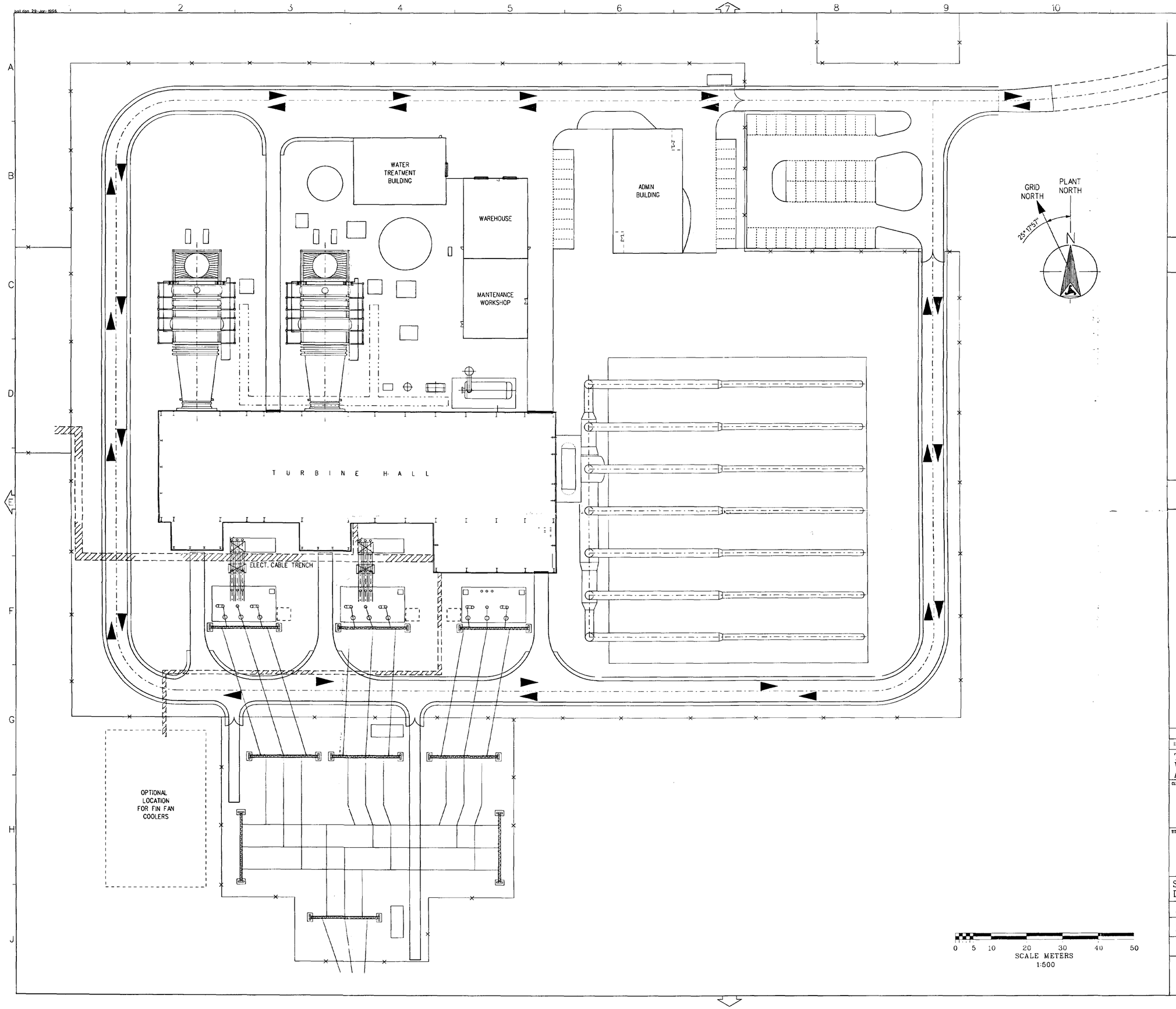

NOTES :-

LEGEND :-

▲ DIRECTION OF TRAFFIC FLOW

REFERENCE DRAWINGS

SOUTH HOLLAND DC HOUSING & PLANNING
02 JUN 1997
Ref: 0624/97

ISSUE	DATE	DRAWN BY	DESCRIPTION OF ISSUE	PREP'D	CHKD	APPD
1	12.5.97	ACW	FOR PLANNING APPROVAL	AW	PDG	PDG

THIS PRINT SHALL NOT BE COPIED, REPRODUCED OR OTHERWISE USED WITHOUT THE CONSENT OF STONE & WEBSTER AND SHALL BE RETURNED ON REQUEST.

CLIENT

OWNER : SUTTON BRIDGE POWER LIMITED
ENGINEER : ENRON ENGINEERING SERVICES

TITLE

VEHICLE CIRCULATION

PERMANENT PLANT

SCALE 1:500
DO NOT SCALE PRINT

JOB No. 19201

Stone & Webster

S & W DRG. No. 19201-000-070011

WORK PACKAGE No.	SYSTEM	CLASS	STATUS
	DIST. CODE		

A1 (841 x 594) NOT TO BE MANUALLY ALTERED

LAST REV. DATE: 09 MAY 1997
FILESPEC: usr2/19201/grp015/070011.dgn
Ref file underlay :
usr2/19201/grp015/ulay.dgn

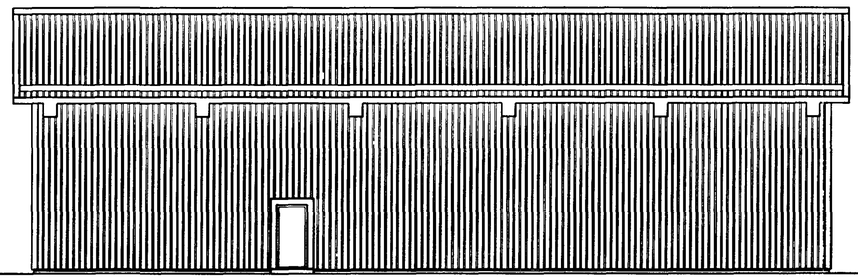

SOUTH ELEVATION TO TURBINE BUILDING



EAST ELEVATION TO ADMINISTRATION BUILDING

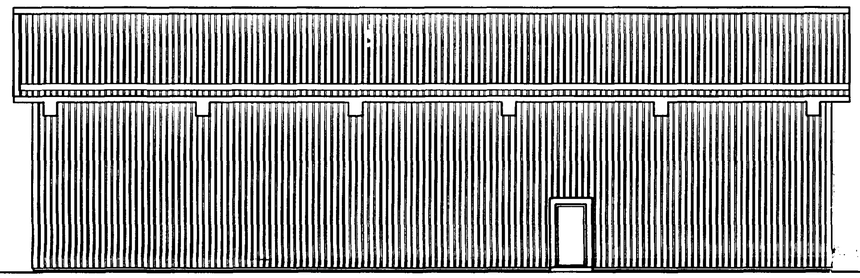

NORTH ELEVATION



WEST ELEVATION

FACING MATERIALS

BRICK PLINTH FORMED IN GOOD QUALITY APPROVED
STOCK FACING BRICKS WITH PLINTH BRICK DETAIL
TO UPPER EDGE

WALL CLADDING TO 6.00M AND GABLE ENDS IN GREEN COLOURED CORRUGATED
STEEL SHEETING COMPLETE WITH ALL OF THE MANUFACTURERS
STANDARD COVER STRIPS, CORNER CLOSERS AND FLASHINGS.
ALL SECURED STRICTLY IN ACCORDANCE WITH THE MANUFACTURERS
STANDARD DETAILS AND ANY SPECIAL DETAILS PREPARED SPECIFICALLY
FOR THE PROJECT.

WALL CLADDING FROM 6.00M TO 9.00M IN SAND COLOURED CORRUGATED
STEEL SHEETING COMPLETE WITH ALL OF THE MANUFACTURERS
STANDARD COVER STRIPS, CORNER CLOSERS AND FLASHINGS.
ALL SECURED STRICTLY IN ACCORDANCE WITH THE MANUFACTURERS
STANDARD DETAILS AND ANY SPECIAL DETAILS PREPARED SPECIFICALLY
FOR THE PROJECT.

WALLS ABOVE 9.00M CLAD IN ANTIQUE WHITE COLOURED CORRUGATED
STEEL SHEETING COMPLETE WITH ALL OF THE MANUFACTURERS
STANDARD COVER STRIPS, CORNER CLOSERS AND FLASHINGS
ALL SECURED STRICTLY IN ACCORDANCE WITH THE MANUF..CTURERS
STANDARD DETAILS AND ANY SPECIAL DETAILS PREPARED SPECIFICALLY
FOR THE PROJECT.

ROOF CLADDING IN SAND COLOURED CORRUGATED
STEEL SHEETING COMPLETE WITH ALL OF THE MANUFACTURERS
STANDARD COVER STRIPS, VERGE CLOSERS, RIDGE MEMBERS AND FLASHINGS.
ALL SECURED STRICTLY IN ACCORDANCE WITH THE MANUFACTURERS
STANDARD DETAILS AND ANY SPECIAL DETAILS PREPARED SPECIFICALLY
FOR THE PROJECT.

ALL WINDOW FRAMES, DOOR FRAMES, EXTERNAL STEEL WORK, FACIAS,
SOFFITS, VERGE DRESSINGS (OTHER THAN ROOF CLADDING WRAP AROUND)
LOUVRE FRAMES AND FINS SHALL BE COLOURED CRIMSON RED EXCEPT WHERE
THESE ARE LOCATED ABOVE 9.00M WERE THEY SHALL BE COLOURED
ANTIQUE WHITE TO MATCH THE SKY TONE CLADDING OF THE UPPER PORTION
OF THE TALLER BUILDINGS.

GUTTERING SHALL BE CONCEALED WITHIN THE CLADDING OVERHANG ON ALL LOW
RISE STRUCTURES RAIN WATER PIPES COLOURED CRIMSON REN WHERE VISABLE
SHALL BE SURFACE MOUNTED ON THE FACE OF THE WALL CLADDING. TALLER
STRUCTURES SHALL HAVE GUTTERS CONSEALED BEHIND A PARAPET WALL WITH
ALL RAIN WATER PIPEWORK FRAME MOUNTED WITHIN THE VARIOUS
BUILDINGS AT APPROPRIATE CENTRES.

FRAMES TO ROOF WINDOWS AND LIGHTS SHALL BE COLOURED
CRIMSON RED TO MATCH WINDOW AND DOOR FRAMES, GLAZING
SHALL IN ALL INSTANCES BE OF A HEAT REFLECTIVE AND APPROVED
SPECIFICATION

SOUTH HOLLAND DC
HOUSING & PLANNING
02 JUN 1997
Ref: 01/24/97

ISSUE	DATE	DRAWN BY	DESCRIPTION OF ISSUE	PREP'D	CHK'D	APP'D
2	28.5.97	SMB	PLANNING CONSULTATION	SMB	PSJG.	
1		SMB	PRELIMINARY CONSULTATION	SMB		PSJG

THIS PRINT SHALL NOT BE COPIED, REPRODUCED OR OTHERWISE USED WITHOUT THE CONSENT OF STONE & WEBSTER AND SHALL BE RETURNED ON REQUEST.

CLIENT

OWNER: SUTTON BRIDGE POWER LIMITED
ENGINEER: ENRON ENGINEERING SERVICES

TITLE

WATER TREATMENT BUILDING
ARCHITECTURAL DESIGN PROPOSALS
ELEVATIONS

SCALE 1:100
DO NOT SCALE PRINT

Stone & Webster

JOB No. 19201

S & W DRG. No. 19201-000-1110-402

WORK PACKAGE No.	SYSTEM	CLASS	STATUS
	DIST. CODE		

LAST REV. DATE:

NOT TO BE MANUALLY ALTERED

A1 (841 x 594)

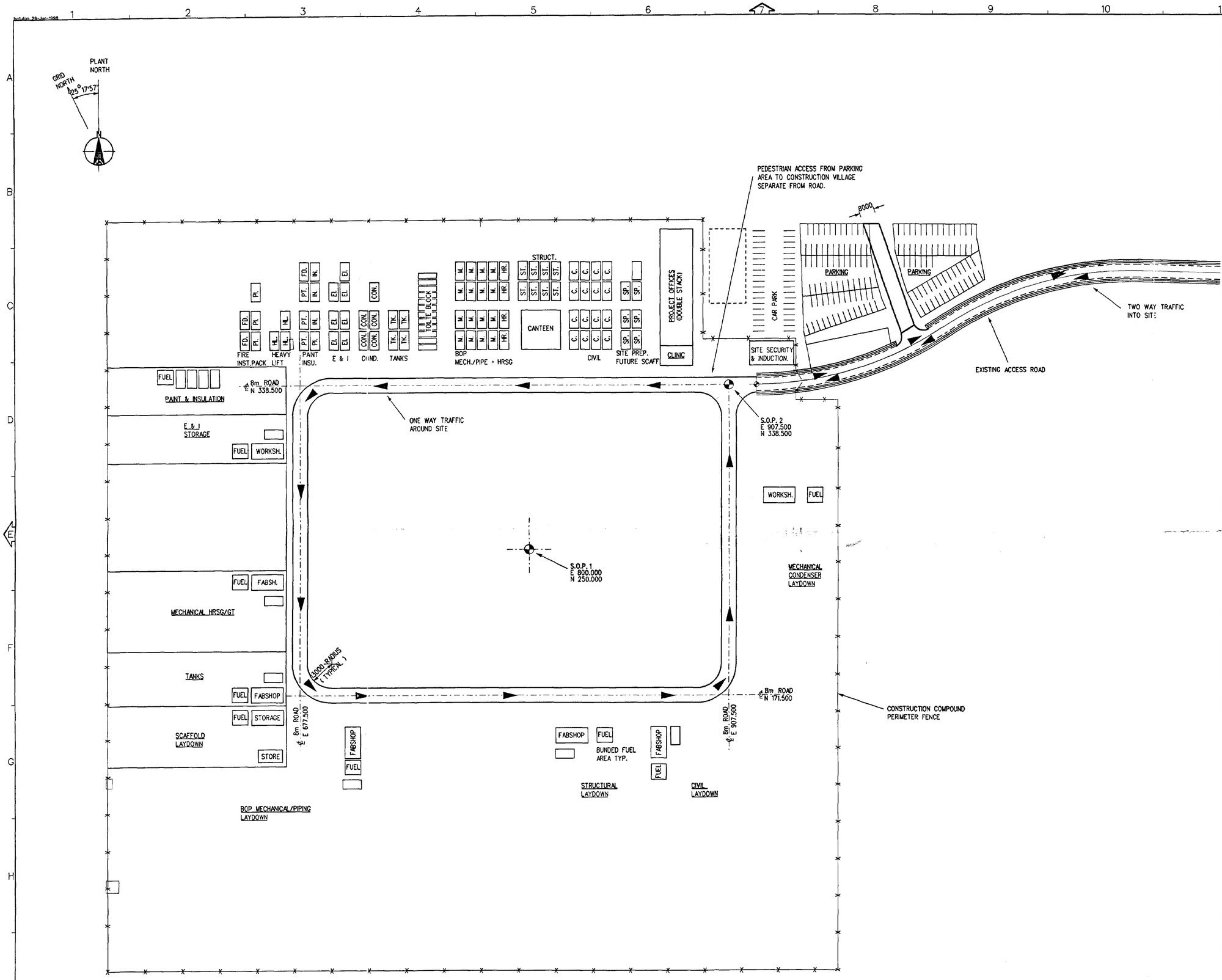

NOTES :-

LEGEND :-

DIRECTION OF TRAFFIC FLOW

REFERENCE DRAWINGS

SOUTH HOLLAND DC HOUSING & PLANNING
02 JUN 1997
Ref: 0824/97

ISSUE	DATE	DRAWN BY	DESCRIPTION OF ISSUE	PREP'D	CHKD	APPD
1	12.5.97	ACW	FOR PLANNING APPROVAL	AW	PDG	PDG

THIS PRINT SHALL NOT BE COPIED, REPRODUCED OR OTHERWISE USED WITHOUT THE CONSENT OF STONE & WEBSTER AND SHALL BE RETURNED ON REQUEST.

CLIENT

OWNER : SUTTON BRIDGE POWER LIMITED
ENGINEER : ENRON ENGINEERING SERVICES

TITLE

VEHICLE CIRCULATION

CONSTRUCTION SITE

SCALE 1:1000
DO NOT SCALE PRINT

JOB No. 19201

Stone & Webster

S & W DRG. No. 19201-000-070012

WORK PACKAGE No.	SYSTEM	CLASS	STATUS
	DIST. CODE		

A1 (841 x 594) NOT TO BE MANUALLY ALTERED

LAST REV. DATE: 9 MAY 1997
FILESPEC: c:usr2/19201/grp15/070012.dgn
REFERENCE FILE: c:usr2/19201/GRP15/012001.dgn

GATEHOUSE

MAIN SITE ENTRANCE

WAREHOUSE & MAINTENANCE BUILDING

CAR PARKING

ADMINISTRATION BUILDING

WATER TREATMENT BUILDING

HRSG

HRSG

ACC

TURBINE BUILDING

CONTROL BUILDING

25.2° CALLED NORTH

TREE PLANTING SCHEME BY OTHERS

TREE PLANTING SCHEME BY OTHERS

TREE PLANTING SCHEME BY OTHERS

FIN FAN COOLERS

AMENDED
Ref.

22 JUL

Ref.

ISSUE	DATE	DRAWN BY	DESCRIPTION OF ISSUE	PREP'D	CHKD	APPD
2		PRD	CAR PARK AREA REVISED			
1		SMB	INITIAL CONSULTATION			

THIS PRINT SHALL NOT BE COPIED, REPRODUCED OR OTHERWISE USED WITHOUT THE CONSENT OF STONE & WEBSTER AND SHALL BE RETURNED ON REQUEST.

CLIENT

OWNER: SUTTON BRIDGE POWER LIMITED
ENGINEER: ENRON ENGINEERING SERVICES

TITLE

SITE LAYOUT PLAN
ARCHITECTURAL DESIGN PROPOSAL

SCALE .....N.T.S.....
DO NOT SCALE PRINT

JOB No. 19201

Stone & Webster

S & W DRG. No. 19201-000-1110-701

WORK PACKAGE No.	SYSTEM	CLASS	STATUS
	DIST. CODE		

NOT TO BE MANUALLY ALTERED

A1 (841 x 594)

LAST REV. DATE: 16.7.97
FILESPEC: usr2/19201/grp018/1110_701.dgn

pc1.dgn 29-Jan-1998

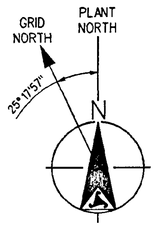

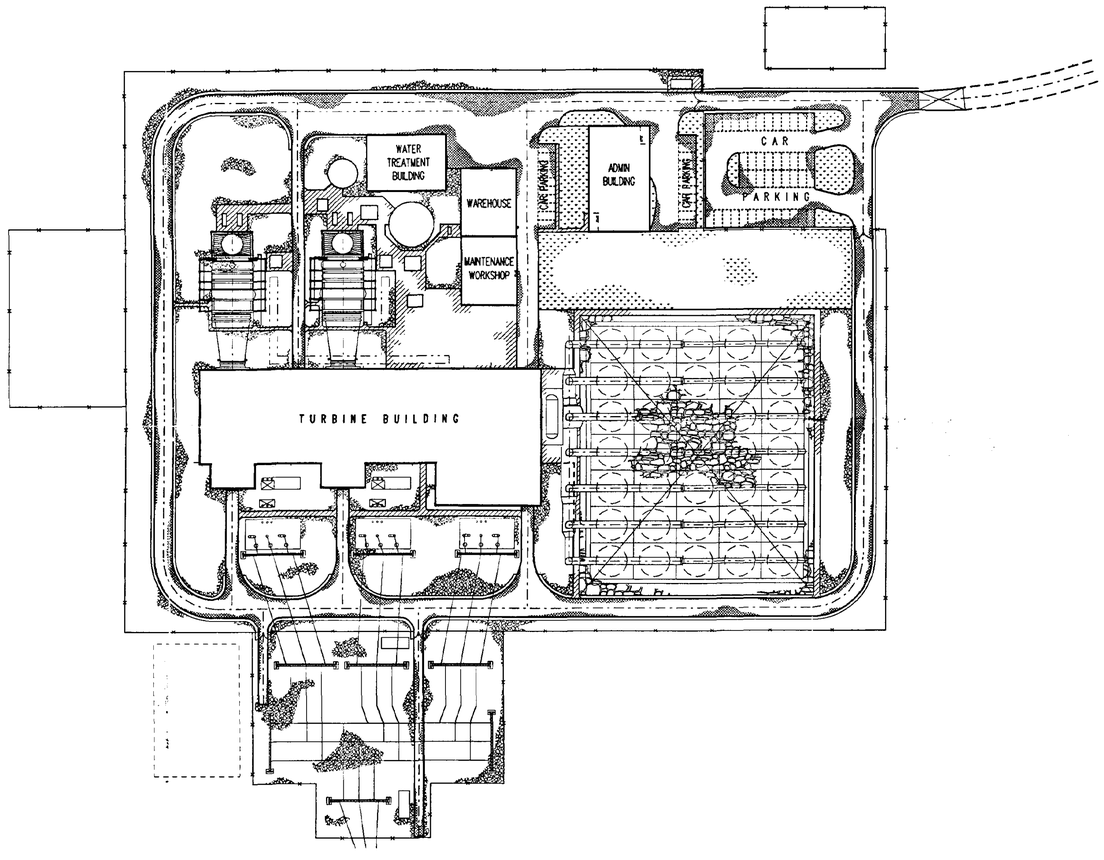

0 10 20 40 60 80 100
SCALE METERS
1:1000

NOTES :-

1. ALL SETTING OUT WORKS TO BE TO THE PROJECT CO-ORDINATE SYSTEM.
2. ALL WORKS TO BE CARRIED OUT IN ACCORDANCE WITH PROJECT SPECIFICATIONS.

LEGEND :-

- ASPALT ROAD CONSTRUCTION
- LIGHT DUTY CONCRETE PAVING
- ACOUSTIC STONE SURFACING
- LANDSCAPED AREAS
- GRAVELLED AREAS

SOUTH HOLLAND DC
HOUSING & PLANNING
02 JUN 1997
Ref: 0621/97

ISSUE	DATE	DRAWN BY	DESCRIPTION OF ISSUE	PREP'D	CHK'D	APP'D
1	12.5.97	PGW	FOR PLANNING APPROVAL	PGW	PDG	PDG

THIS PRINT SHALL NOT BE COPIED, REPRODUCED OR OTHERWISE USED WITHOUT THE CONSENT OF STONE & WEBSTER AND SHALL BE RETURNED ON REQUEST.

CLIENT

OWNER : SUTTON BRIDGE POWER LIMITED
ENGINEER : ENRON ENGINEERING SERVICES

TITLE

ROADS, PAVING & SURFACE FINISHES CONCEPTUAL LAYOUT

SCALE .....1:1000.....
DO NOT SCALE PRINT

JOB No. 19201

Stone & Webster

S & W DRG. No. 19201-000-070010

WORK PACKAGE No.	SYSTEM	CLASS	STATUS
10001	DIST. CODE		

NOT TO BE MANUALLY ALTERED

A1 (841 x 594)

LAST REV. DATE: 09 MAY 97
FILESPEC: /usr2/19201/grp015/070010.dgn

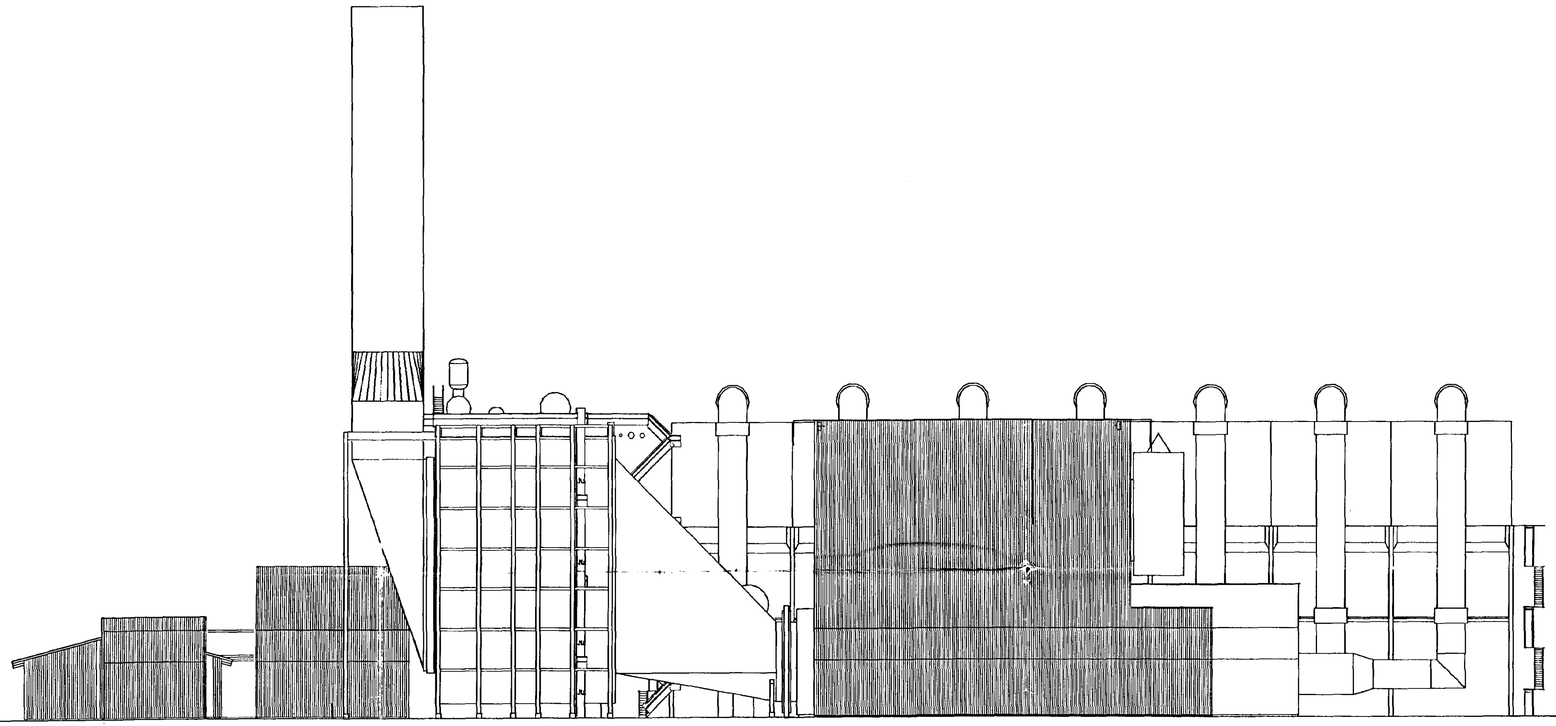

SOUTH HOLLAND DC
HOUSING & PLANNING
02 JUN 1997
Ref: 0524/97

ISSUE	DATE	DRAWN BY	DESCRIPTION OF ISSUE	PREP'D	CHKD	APPD
1		SMB	PRELIMINARY CONSULTATION			

THIS PRINT SHALL NOT BE COPIED, REPRODUCED OR OTHERWISE USED WITHOUT THE CONSENT OF STONE & WEBSTER AND SHALL BE RETURNED ON REQUEST.

CLIENT

OWNER: SUTTON BRIDGE POWER LIMITED
ENGINEER: ENRON ENGINEERING SERVICES

TITLE

WEST ELEVATION OF SITE
ARCHITECTURAL DESIGN PROPOSAL

SCALE N.T.S.
DO NOT SCALE PRINT

JOB No. 19201

Stone & Webster

S & W DRG. No. 19201-000-1110-705

WORK PACKAGE No.	SYSTEM	CLASS	STATUS
	DIST. CODE		

LAST REV. DATE:
FILESPEC:

A1 (841 x 594) NOT TO BE MANUALLY ALTERED

log0.dgn 18-Mar-1996

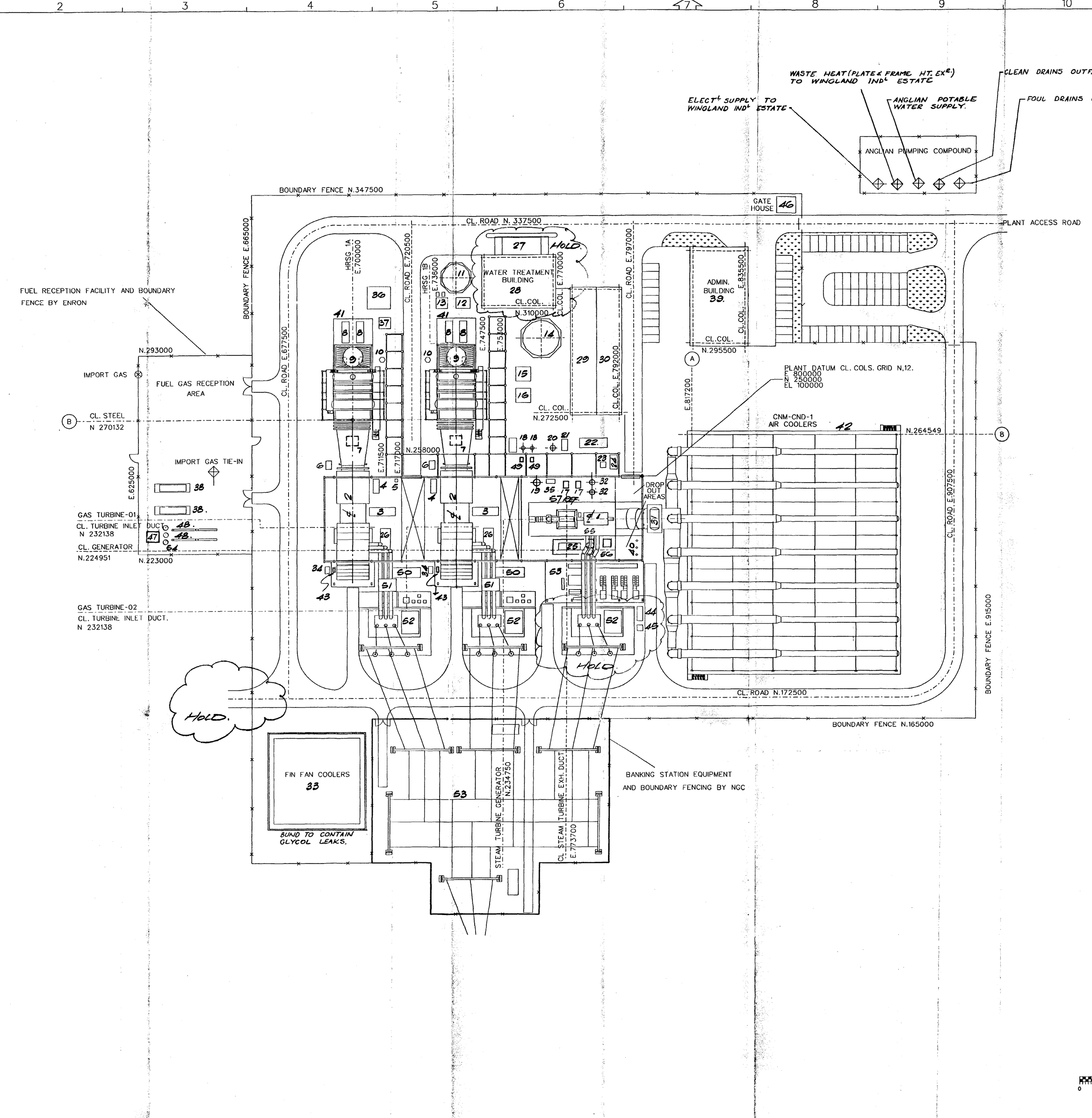

ITEM Nº	DESCRIPTION.	ITEM Nº	DESCRIPTION
1	STEAM TURBINE.	41.	ACCOUSTIC ENCLOSURE.
2	GAS TURBINE.	42	AIR COOLED CONDENSOR.
3	LUBE OIL/GAS VALVE MODULE.	43	SEAL OIL SKID
4	WASH WATER SKID.	44	DIESEL GENERATOR.
5	CHEMICAL DRAIN SUMP.	45	DIESEL DAY TANK
6	CO_2 SKID	46	GATE HOUSE.
7	CHEMICAL INJ'N SKID.	47	GAS PRESSURE REDUCTION STATION.
8	B.F.W. PUMPS.	48	PREHEATERS.
9	RECIRC PUMPS.	49	DRYERS FOR AIR COMRESSORS.
10	ATM^{E} BLOW DOWN TANKS	50	EXCITATION COMPARTMENT.
11	DEMIN WATER TANK.	51.	CIRCUIT BREAKER.
12	NEUT^{N} TANK.	52.	TRANSFORMER COMPOUND.
13	NEUT^{N} SUMP.	53.	400 KV SWITCH YARD.
14	RAW WATER TANK.	54	FILTERS.
15	OILY WATER SEP^{R}.	55.	SEAL OIL SKID.
16	OILY WATER SUMP.	56.	HYDRAULIC POWER UNIT.
17	INST/PLANT AIR COMP.	57	GLAND CONDENSER (MEZZ. FLOOR)
18	—"——·—— AIR RECIEVERS		
19	FLASH DRAIN TANK		
20.	BLOW DOWN DRAIN TANK		
21	DEAERATOR PACKAGE.		
22	AUX. BOILER.		
23	CHEMICAL INJ'N SKID		
24	STAIRS.		
25	LUBE OIL SKID.		
26	P.E.E.C. UNIT.		
27	TANKER OFF-LOADING.		
28	WATER TREATMENT BUILDING.		
29	MAINTENANCE/WORKSHOP AREA.		
30	WAREHOUSE.		
31.	CONDENSATE RECOVERY TANK.		
32.	CLOSED COOLING WATER PUMPS		
33.	FIN FAN COOLERS.		
34	AIR PROCESS SKID & HYD^{N} BOTTLES.		
35	EQUIP^{T} DRAINS SUMP.		
36	CHEMICAL WASTE.		
37.	BLOW DOWN SUMP.		
38.	FUEL GAS HEATERS.		
39	ADMIN BUILDING.		
40.	CONDENSATE PUMPS.		

SOUTH HOLLAND DC
HOUSING & PLANNING
02 JUN 1997
Ref: S/21/97

ISSUE	DATE	DRAWN BY	DESCRIPTION OF ISSUE	PREP'D	CHK'D	APP'D
1	22.5.97	RT	FOR SUBMISSION OF BIDS AND PLANNING APPLICATION			

THIS PRINT SHALL NOT BE COPIED, REPRODUCED OR OTHERWISE USED WITHOUT THE CONSENT OF STONE & WEBSTER AND SHALL BE RETURNED ON REQUEST.

CLIENT
OWNER: SUTTON BRIDGE POWER LIMITED
ENGINEER: ENRON ENGINEERING SERVICES

TITLE
SUTTON BRIDGE POWER PROJECT
PLOT PLAN

SCALE .....1:500.....
DO NOT SCALE PRINT

Stone & Webster

JOB No. 19201

S & W DRG. No. 19201-000-201001

WORK PACKAGE No.	SYSTEM	CLASS	STATUS
	DIST. CODE		

AO (1189 x 841) NOT TO BE MANUALLY ALTERED

EBSTER REPROGRAPHICS: SW013374.TIF

LAST REV. DATE: 23/04/97