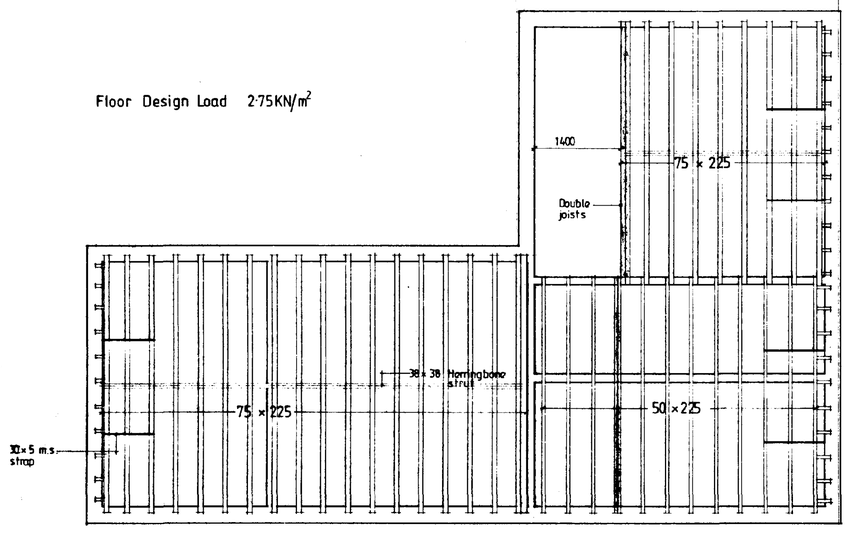

Joist Plan Proposed.

WALLING.
Walling to consist of ex 19 mm T.G & V Jointed treated timber boarding on 38 x 25 vertical treated timber battens on Breather Membrane on 9mm Exterior grade Plywood on 47 x 150 vertical studwork at 600mm c/c. Infill to studwork 150mm glassfibre suitably suspended: 100g polythene d.p.m.: 12.7mm Gyproc Wall board Ortined. External walls to have "U" value of 0.207 W/m² deg. C.: Internal Stud walls to consist of 38 x 89mm c.l.s studs at 400mm c/c, both sides to be clad with 12.7mm plasterboard and skim. 100mm glassfibre infill between studs.

FIRST FLOOR CONSTRUCTION
22mm T&G. flooring grade chipboard on 50.75 x 225 SC3 grade joists at 400c/c. 30 x 5 galv. steel anchor and lateral restraint straps to joist at max. 1.5m c/c straps to be run over min. 3No. joists with solid bridging beneath. Provide herring bone strutting min. 38 x 38 at mid span of joists where span exceeds 2.5m: Provide 2No. joists bolted together under all first floor walls where not supported on blockwork below.

FOUNDATIONS.
Existing Foundations to be exposed and checked on site by L/A. inspector prior to commencement.

STAIRCASE AND BALUSTRADE.
Construct staircase as follows: 1000 o/a strings 17No. risers of 169.8mm ex 25 x 200: 250 going ex 32 x 275: pitch 34deg. Min. head room 2.0m measured vertical above pitch line. All in accordance with B.S. 5395:1977. Staircase to have ex 38 x 50 shaped hardwood handrail min. 900 above pitch line. 100 x 100 softwood newel posts. Gap between vertical balusters not to exceed 99mm. Handrail and balustrade to be capable of resisting the appropriate load specified in B.S. 6399: Pt. 1. Balustrade to be min. 1100mm high.

LINTELS.
Existing Lintels to Be checked for adequacy prior to commencement

SURFACE WATER DRAINAGE.
115 dia. half round rainwater gutters: Extend existing rainwater pipes as required.

GLAZING.
Double glaze throughout (minimum 12mm air gap to all units). All glazing between f.f.l. and 800mm high and between f.f.l. and 1500mm high in doors and side lights to be safety glass to B.S. 6206.

VENTILATION.
All windows to have opening lights to give the equivalent of 1/20th the floor area. Provide background ventilation to habitable rooms min. 8000mm sq permanent free air ventilation per room.

HOT WATER AND SPACE HEATING.
Extend existing Central heating system as required

SMOKE DETECTORS.
Provide mains operated self-contained smoke alarms to B.S. 5446: pt 1. in positions shown on plan.

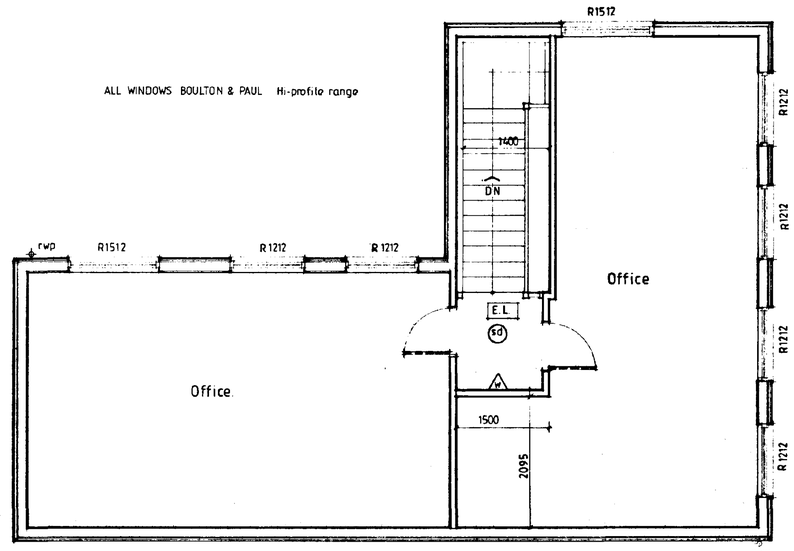

First Floor Proposed.

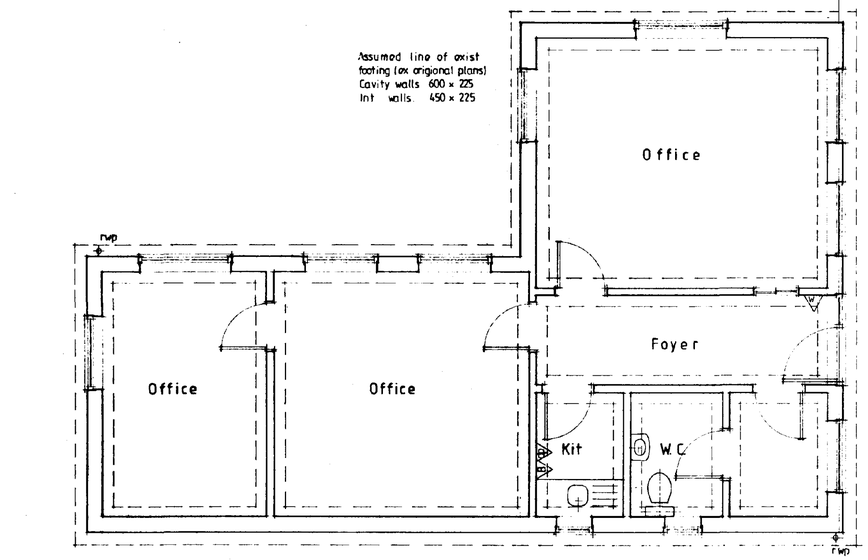

Plan Existing

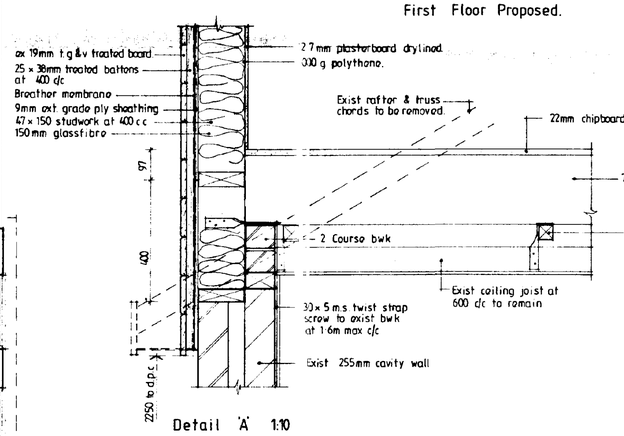

Detail 'A' 1:10

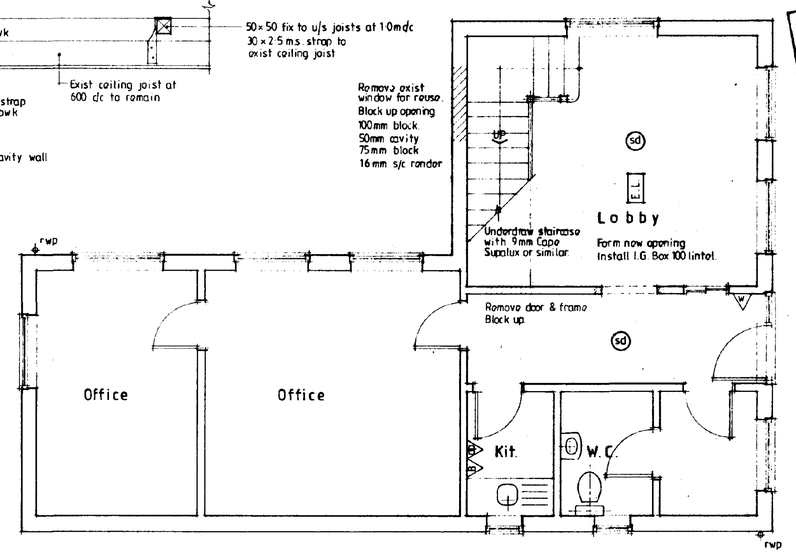

Plan Proposed.

LIMITATIONS.
This drawing is limited in the amount of information contained and does not purport to contain a full specification of the works. It is solely for the purpose of obtaining Building Regulation approval.
The drawing must not be used as a contract document alone. All dimensions shall be taken from site from actual work. Under no circumstances shall measurements be scaled from this drawing for construction or ordering purposes. All given dimensions shall be checked by the Builder/Contractor and will be his responsibility from commencement of site works. The works will not be supervised or inspected on site by C.A.D. or any representative thereof. It is the client or their appointed agents responsibility to control workmanship, substitution of materials, adherence to specification, variations to contract etc.

STANDARDS.
All materials to be new unless otherwise stated and all components and materials etc. to be used fitted and installed etc. in strict accordance with manufacturers instruction and relevant Code of Practice.
Materials shall conform to appropriate British Standard Specification or BBA Certificate or European Code equivalent.

HEALTH & SAFETY.
The Employer/Client shall ensure that the selected contractor is conversant with and adopts all measures necessary to achieve compliance with Health & Safety legislation for Building Sites and Work Places.
The Employer /Client is advised that should the works need to comply with the Construction Design and Management Regulations an independent Planning Supervisor will be required.

SCOPE OF THE WORKS.
The works shall comprise of all that is shown on the drawing and details. Work that may not be specifically shown but may be reasonably inferred as necessary to carry out the works shall be deemed to be included.

30min Fire door with Self closer, Vision panel & intumescent strip to frame
sd Smoke detector
E.L Emergency Light to BS 5266 pt 1.
9 litre water extinguisher

DC
HOUSING
19 JUL 1996
Ref:

	date	init.	revision details.

COOPER ARCHITECTURAL DESIGN
BROMAVON, HOCKERIDGATE,
FLEET, SPALDING, LINC'S PE12 8LF
Tel/Fax : 01406 423782

Client.
K.F.F (POTATOES) LTD

Project.
EXTENSION TO OFFICE ACCOMMODATION
THE OLD DOCK,
SUTTON BRIDGE,
LINC'S.

Drawing.
DETAIL PLANS

DETERMINED
PLAN

Scale	Drawing No.
1:50	9602:1
Date. JULY '96	Drawn.



East Elevation

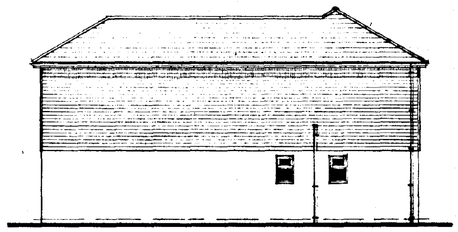

West Elevation

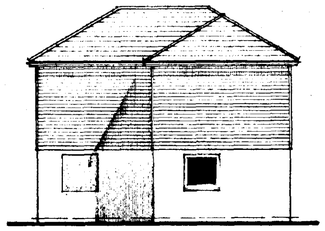

North Elevation



South Elevation.

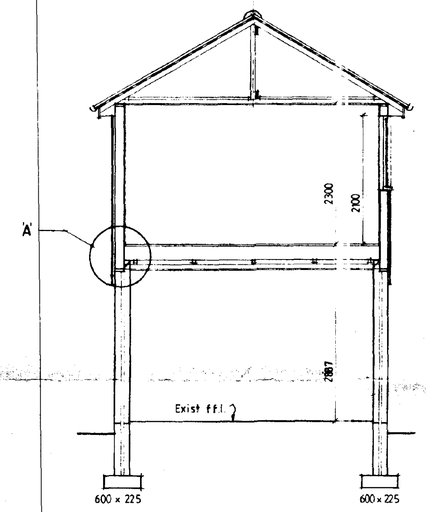

Section A - A

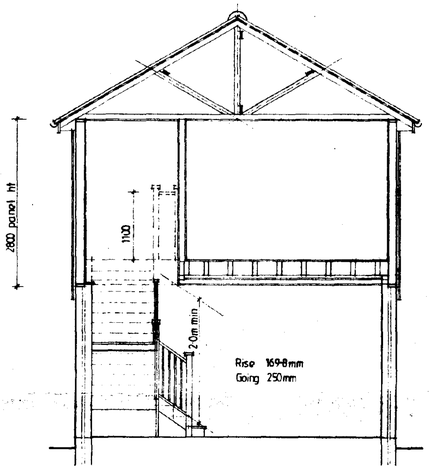

Section B - B

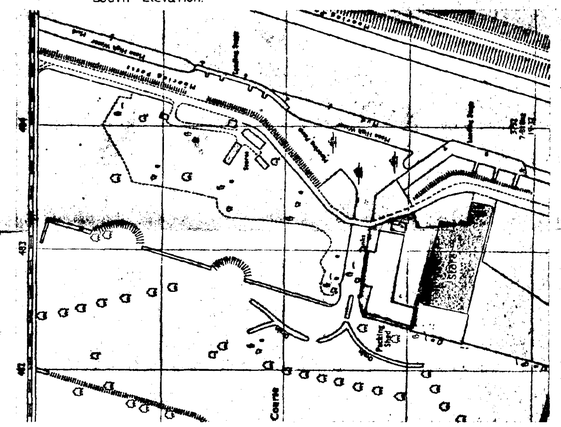

All loose Rafters & Ceiling Joists 47 x 122 at 600 c/c.
All connections to Girder truss by . m.s. shoe.

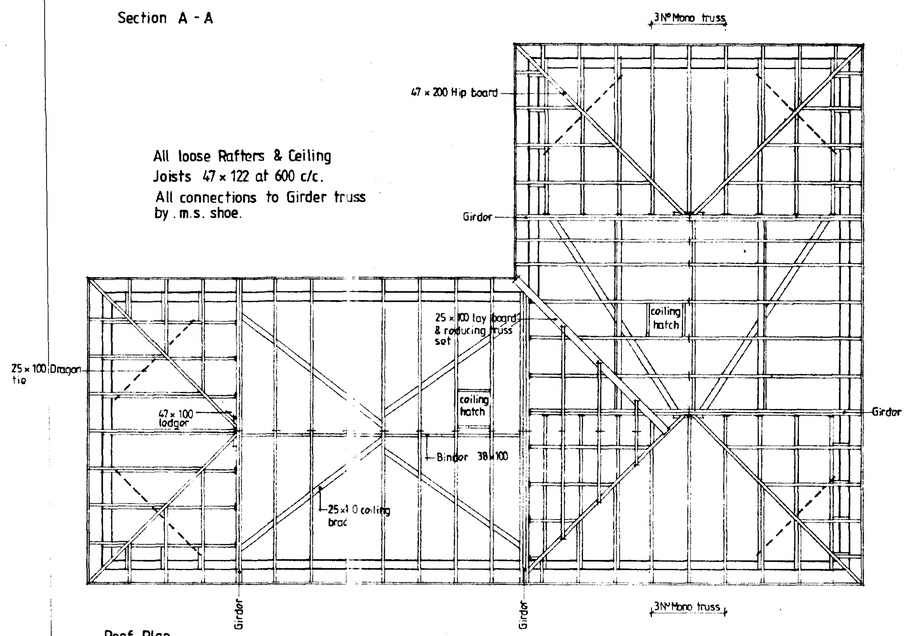

Roof Plan.

SOUTH HOLLAND D.C.
HOUSING & PLANNING
19 JUL 1996
Ref: d/95/96

PITCHED ROOF CONSTRUCTION.
Interlocking concrete roof tiles (Marley Modern) to B.S. 473 part 2 1971, on 25 x 38 softwood treated battens on underfelt to B.S. 747 (type 1F) and in all cases to be lapped by 150mm both vertically and horizontally. Tiles to be laid with min. headlap of 75mm and to be fixed in accordance with regard to wind speed, roof pitch and exposure category as detailed in CP3 chapter V part 2 1972. Twinaplate specialist made prefabricated roof trusses to comply with B.S. 5268 part 3 1985. **TRUSS CALC'S TO BE SUBMITTED TO L/A. MIN. 28 DAYS PRIOR TO ERECTION.** Trusses to be at 600c/c to a pitch of 30 deg. 38 x 100 ridge node binder . 38 x 100 ceiling binders. All trusses to be strapped to wall plate by 30 x 5 galvanised metal straps acting as anchor and lateral restraint straps at max. 1.5m c/c. Note: provide solid bridging beneath straps: 50 x 100 wall plate bedded on sand and cement: 25 x 175 fascia boards: 6mm ext. grade plywood soffit complete with 10mm wide continuous air gap and fly proof screen: All structural timber to be min.SC3 grade. At roof intersection provide 25 x 100 lay boards and diminishing trusses at 600 c/c. Install code 4 lead valley liner. Close cavity at plate level.

CEILINGS.
200mm glassfibre insulation total thickness. 100mm between rafters & 100mm over rafters. 12.7mm Gyproc "duplex" plasterboard 3mm skim finish. Provide min. 38 x 38 noggins to all plasterboard edges. All joints to be taped and filled. Provide access trap to roof space: opening to be lined with 25 x 25 planted stops. Access panel to be 12mm ply with layer of 12.7mm Fireline board fixed to face. Draught seal all round.

DETERMINED PLAN

revision	date	init.	revision details.

COOPER ARCHITECTURAL DESIGN
BROMAVEN, ROCKLESBATE,
FLEET, SPALDING, LINC'S PE12 8LF
Tel/Fax : 01406 423782

Client.
K. F. F. (POTATOES) LTD

Project.
EXTENSION TO OFFICE ACCOMMODATION
THE OLD DOCK,
SUTTON BRIDGE,
LINC'S.

Drawing.
ROOF PLAN, SECTIONS, ELEVATIONS.

Scale	Drawing No.
1:50 1:100	9602:2
Date. JULY '96	Drawn.