Front Elevation (S)
Scale: 1:100
0 1 2 3 4
metres

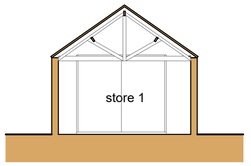

Section A-A
Scale: 1:100
0 1 2 3 4
metres

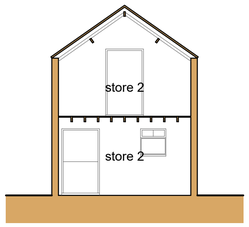

Section B-B
Scale: 1:100
0 1 2 3 4
metres

Side Elevation (W)
Scale: 1:100
0 1 2 3 4
metres

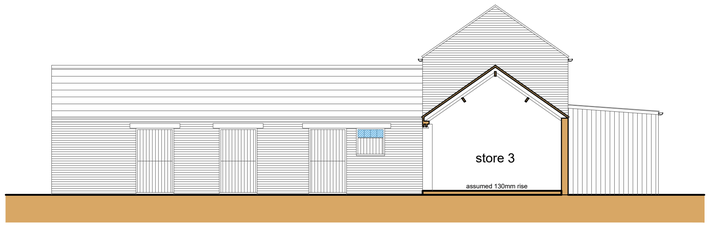

Section C-C
Scale: 1:100
0 1 2 3 4
metres

Rear Elevation (N)
Scale: 1:100
0 1 2 3 4
metres

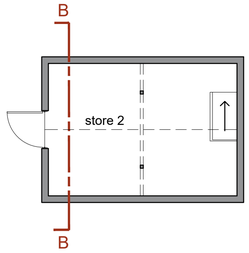

First Floor Plan
Scale: 1:100
0 1 2 3 4
metres

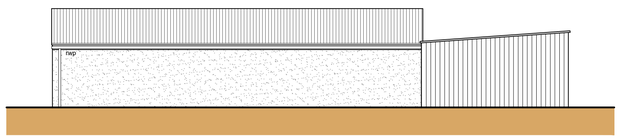

Side Elevation (E)
Scale: 1:100
0 1 2 3 4
metres

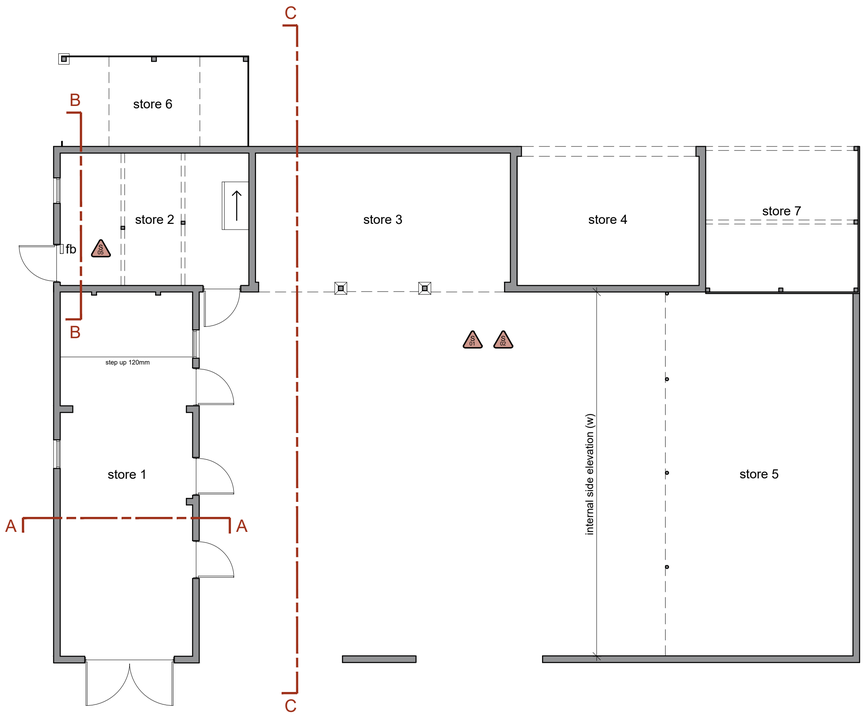

Ground Floor Plan
Scale: 1:100
0 1 2 3 4
metres

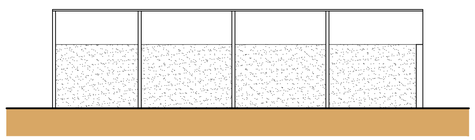

Internal Side Elevation (W)
Scale: 1:100
0 1 2 3 4
metres

General Notes
1. All dimensions are shown in 'mm' unless otherwise stated.
2. The contractor, sub-contractors and suppliers must verify all dimensions on site prior to the commencement of any work.
3. This drawing is to be read in conjunction with all relevant engineers and specialist sub-contractors drawings and specifications.
4. Any discrepancies are to be brought to the designers attention.

MATERIAL KEY

- Indicates brickwork
- Indicates timber joinery
- Indicates rooftile
- Indicates timber cladding
- Indicates metal cladding
- Indicates render

Revisions

A	Oct 2025	Client name revised.

SITE RISK NOTIFICATION KEY

To be used with reference to the accompanying Project Risk Register

S01	Unknown Services	S02	Potential Asbestos
S05	Fuse Board		

Status
AS EXISTING

SWANN EDWARDS
ARCHITECTURE

Swann Edwards Architecture Limited, Black Barn, Fen Road, Guyhirn, Wisbech, Cambs. PE13 4AA
t 01945 450694 e info@swannedwards.co.uk w www.swannedwards.co.uk

Job Title
Proposed Barn Conversion
185 Avenue Farm, Sutton Bridge,
For: Mr & Mrs Grundy

Date: December 2024
Drawn by: BR
Checked by: MC

Drawing Title
Survey Drawing
Floor Plans, Elevations and Sections

Job No.: SE-2231
Sheet Size: A1
Dwg. No.: 101
Revision: A

Swann Edwards Architecture Limited ©