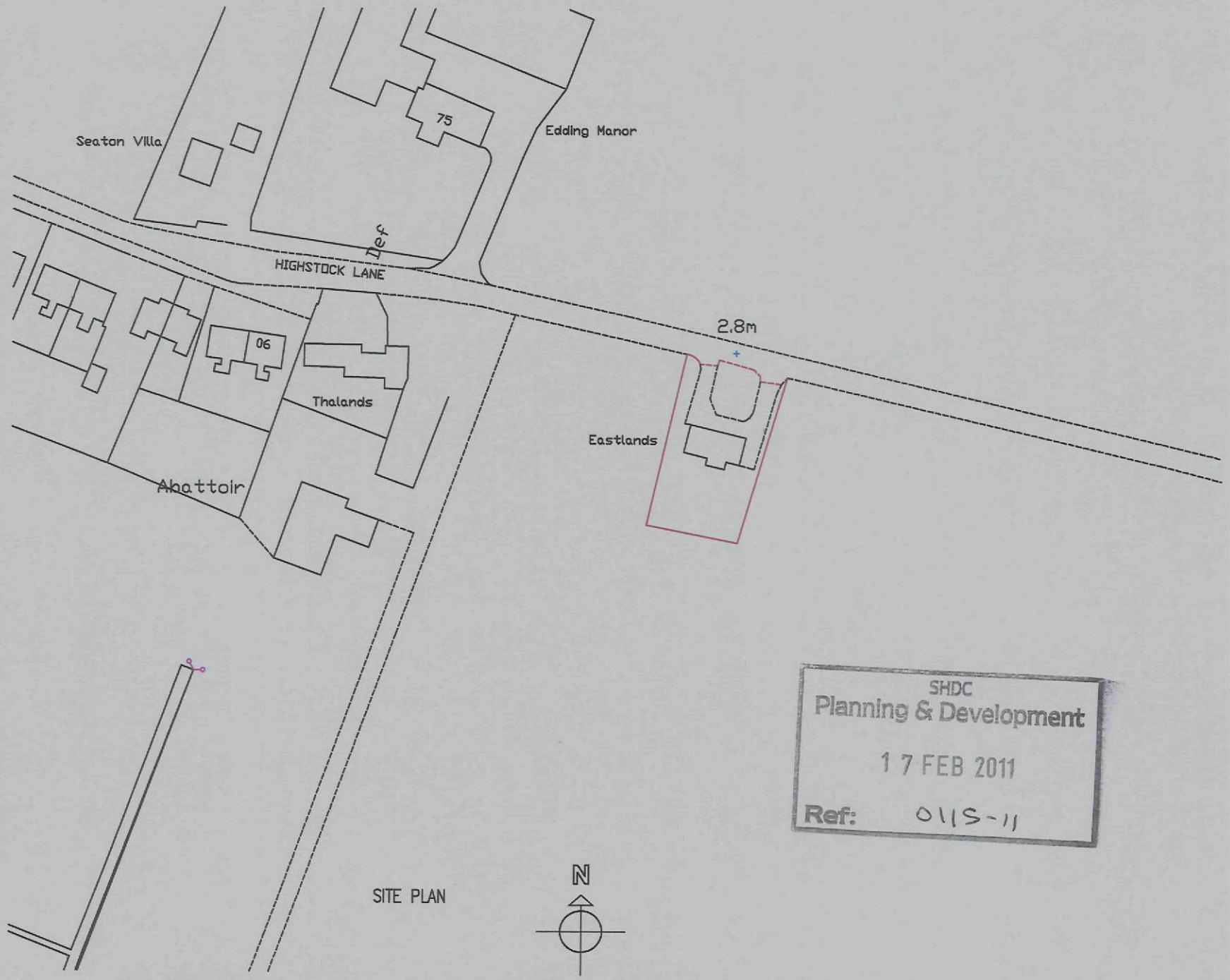

SHDC
Planning & Development
17 FEB 2011
Ref: 0115-11

Ordnance Survey (c) Crown Copyright 2010. All rights reserved. Licence number 100020449

PROPOSED SIDE (NORTH) ELEVATION

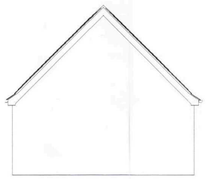

PROPOSED REAR (EAST) ELEVATION



PROPOSED SIDE (SOUTH) ELEVATION

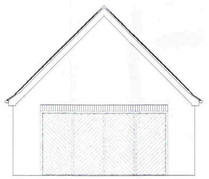

PROPOSED FRONT (WEST) ELEVATION

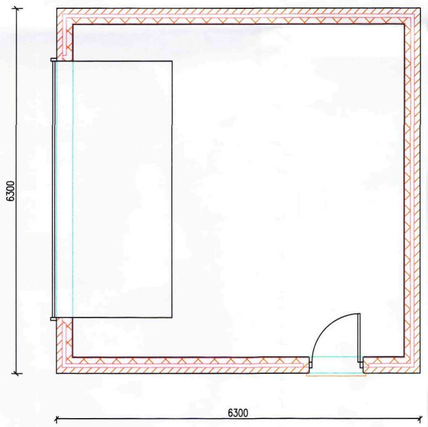

PROPOSED FLOOR PLAN

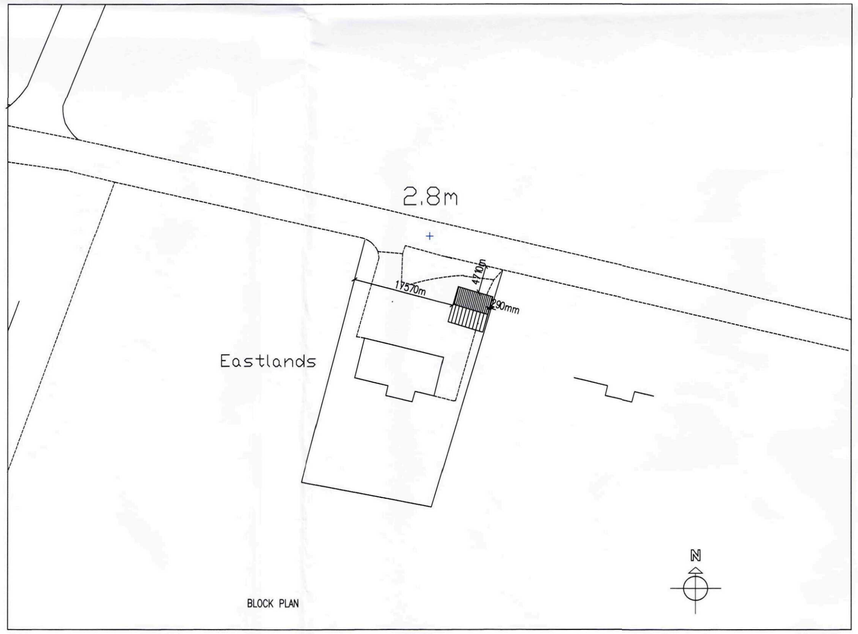

BLOCK PLAN

Ref:A	AMENDED BLOCK PLAN	FEB 11
Ref:	Revision:	Date:

WENMAN DESIGN SOLUTIONS Ltd.
2 Austendyke Road
Weston Hills
Spalding
Lincs. PE12 6BX
Tel : 01775 724171
Fax : 01775 720445
Mobile : 0784 1718457
enquiries@wenmanbuildingdesign.co.uk

Project:
PROPOSED DETACHED GARAGE

Client:
MR & MRS WARNER
94 HIGHSTOCK LANE
GEDNEY HILL
SPALDING, LINCS

DRAWING:
PROPOSED FLOOR PLAN
PROPOSED ELEVATIONS
BLOCK PLAN

DRAWING Nº:	DATE:
WEN/1381/11/00A	FEBRUARY 2011
DRAWN BY: RW	SCALES: 1:50 1:100 1:500

COPIES OF THESE DRAWS. MUST NOT BE TAKEN, TRACED OR ALTERED FOR ANY PURPOSE OTHER THAN THAT FOR WHICH THEY ARE ISSUED WITHOUT WRITTEN PERMISSION OF WENMAN BUILDING DESIGN. THESE DRAWINGS ARE PRODUCED ONLY FOR THE PURPOSE OF OBTAINING PLANNING OR BUILDING REGULATIONS APPROVAL AND DO NOT CONTAIN A FULL SPECIFICATION FOR THE PROPOSED WORKS AND MUST NOT BE USED AS A CONTRACT DOCUMENT ALONE.
THE PROPOSED WORK WILL NOT BE SUPERVISED/INSPECTED BY WENMAN BUILDING DESIGN (unless agreed otherwise in writing by the client). THEREFORE IT IS THE CLIENT OR THEIR APPOINTED BUILDER/CONTRACTOR'S RESPONSIBILITY TO CONTROL WORKMANSHIP/MATERIALS & SPECIFICATION AND ANY VARIATIONS TO THE CONTRACT. IT IS NEITHER PRACTICAL OR REASONABLE TO SHOW ALL RELEVANT MATTERS ON THE DRAWINGS. THE FACT THAT MATTERS ARE NOT MENTIONED DOES NOT ALLEVIATE THE BUILDER/CONTRACTOR FROM RESPONSIBILITY TO ENSURE THE WORKS ARE CARRIED OUT IN A GOOD AND WORKMANLIKE MANNER AND TO THE SATISFACTION OF THE BUILDING INSPECTORS AND COMPLY WITH THE MANUALS AND APPROVED DOCUMENTS OF THE BUILDING REGULATIONS AND CURRENT BRITISH TECHNICAL REQUIREMENTS CODES OF PRACTICE, BRITISH STANDARDS OR EUROPEAN CODE etc. ALL MEASUREMENTS ON THIS DRAWING ARE NOT TO BE SCALED FOR CONSTRUCTION/ORDERING PURPOSES. ALL DIMENSIONS FOR SETTING OUT OF THE WORKS AS SHOWN ON THE DRAWING TO BE CHECKED BY THE BUILDER/CONTRACTOR PRIOR TO THE COMMENCEMENT OF WORK AND ANY DISCREPANCIES REPORTED IMMEDIATELY. WHERE APPLICABLE DIMENSIONS SHOWN ARE OFFSET THE ENTIRE/INSIDE OF 3mm OR 10mm(wall) AND NOT FINISHED PLASTER. IT IS RECOMMENDED THAT A SITE SOIL SURVEY IS UNDERTAKEN PRIOR TO COMMENCEMENT OF WORKS. THE ACTUAL POSITIONING OF SERVICES SUCH AS STORMWATER PIPES, ELECTRICAL CABLES etc. ARE NOT GENERALLY SHOWN. THE ACTUAL POSITIONING OF SERVICES MUST BE ESTABLISHED ON SITE, BUILDER/CONTRACTOR PRIOR TO COMMENCEMENT OF WORK AND REPOSITIONED TO SUIT THE REMOVAL SERVICE SUPPLIERS INSTALLATION RECOMMENDATIONS.
HEALTH & SAFETY
The client is to ensure that the appointed contractor is familiar with and complies with Health & Safety for Building Sites and Work Places.

SHDC
Planning & Development
17 FEB 2011
Ref: 0115-11