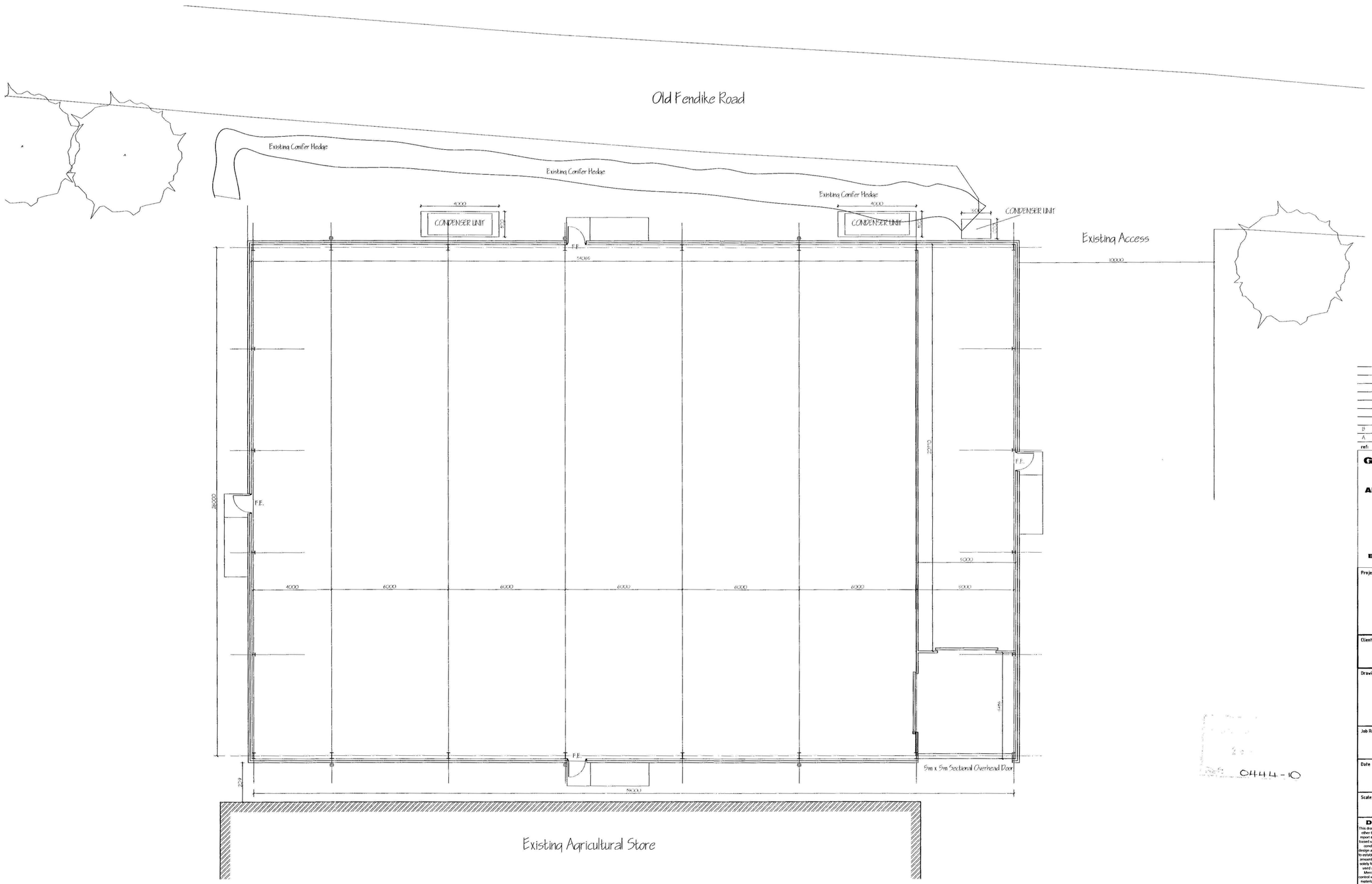

PROPOSED GROUND FLOOR PLAN 1:100

0444-10

ref:	revision	date
B	CONDENSER UNITS ADDED	MAY '10
A	CLIENTS AMENDMENTS	JAN '10

G. R. MERCHANT LTD.
I.ENG AMICE FIWO

ARCHITECTURAL, STRUCTURAL AND LAND DRAINAGE CONSULTANTS

4 Wrights Mews
12A Park Road, Holbeach,
Spalding, Lincs. PE12 7EE
Tel: 01406 490500
Fax: 01406 425744
E-Mail: gr.merchant@btconnect.com

Project
AGRICULTURAL STORAGE BUILDING
POPLAR FARM
OLD FENDIKE ROAD, SUTTON ST JAMES
SPALDING, LINCS. PE12 0ND

Client
F.C. & M ELLIS

Drawing
PROPOSED PLAN

Job Ref.	Drawing No.
2057-09	03B
Date	**Drawn**
JAN 2010	SLB

Scales
AS NOTED

DO NOT SCALE FROM THIS DRAWING

This drawing is copyright and may not be altered, traced, photographed or used for any other purpose other than that for which it is issued. The General Contractor is to check all dimensions on site and report any discrepancies to the Architect. All details shown on this drawing including foundations are based upon typical site conditions related to the area. No responsibility can be accepted for abnormal conditions which may be discovered during construction unless reported to the Architect so that appropriate details can be issued. Site soil conditions are assumed to be normal. Unless specifically stated to apply to specific site conditions being the conditions being the only work to undertaken. This drawing is limited in the amount of information contained and does not purport to contain a full specification of the works. It is solely for the purpose of obtaining Planning / Building Regulation approval. This drawing must not be used as a contract document alone. The works will not be supervised or inspected on site by G.R. Merchant or any representative thereof. It is the client or their appointed agents responsibility to control workmanship, substitution of materials, adherance to specification, variations to contract etc. All materials to be new unless otherwise stated and all components and materials etc. to be used fitted and installed etc. in strict accordance with manufacturers instruction and relevant code of practice. Materials shall confirm to appropriate British standard specification or BBA certificate or European code equivalent. The Employer / Client shall ensure that the selected contractor is conversant with and adopts all measures necessary to achieve compliance with Health and Safety legislation for Building sites and Work places. The Employer / Client is advised that should the works need to comply with the Construction Design and Management Regulations an Independent Planning Supervisor will be required. The works shall comprise of all that is shown on the drawing and details. Work that may not specifically be shown but may be reasonably inferred as neccessary to carry out the works shall be deemed to be included. It is the plot / land owners responsibility to be aware of the Party Wall etc. Act 1996: when building in close proximity to adjoining neighbors boundaries.

DRAWING TO BE READ IN CONJUNCTION WITH SEPARATE SPECIFICATION

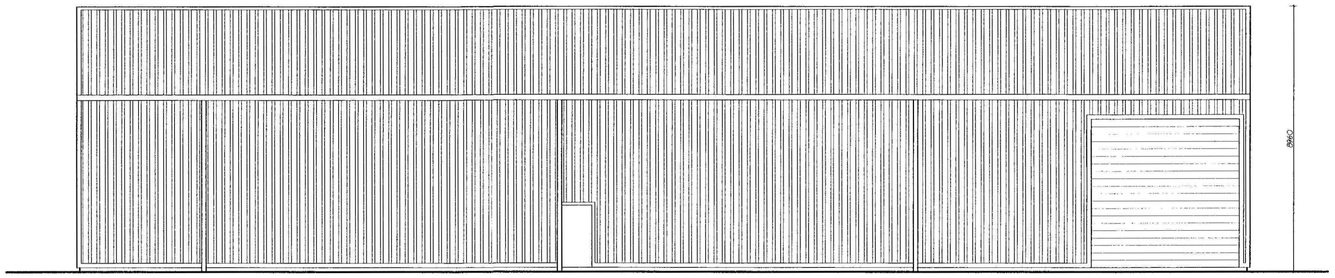

PROPOSED EAST ELEVATION 1:100

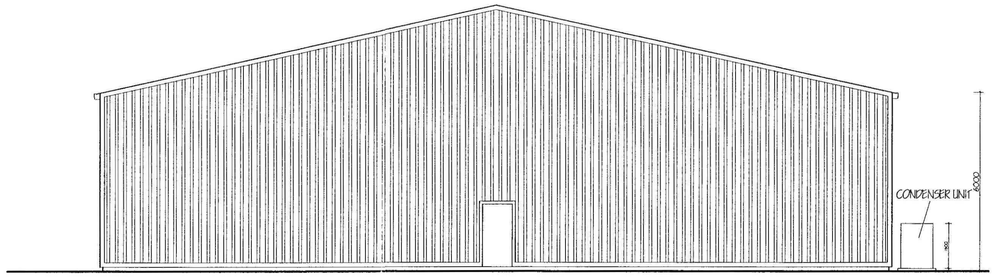

PROPOSED SOUTH ELEVATION 1:100

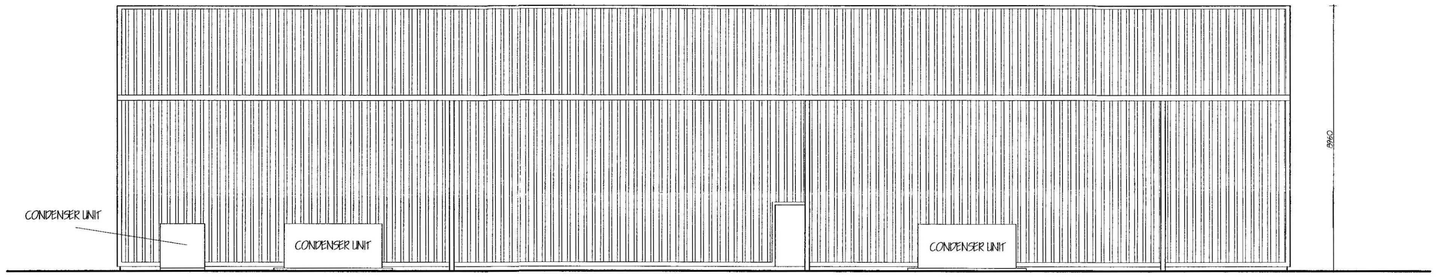

PROPOSED WEST ELEVATION 1:100

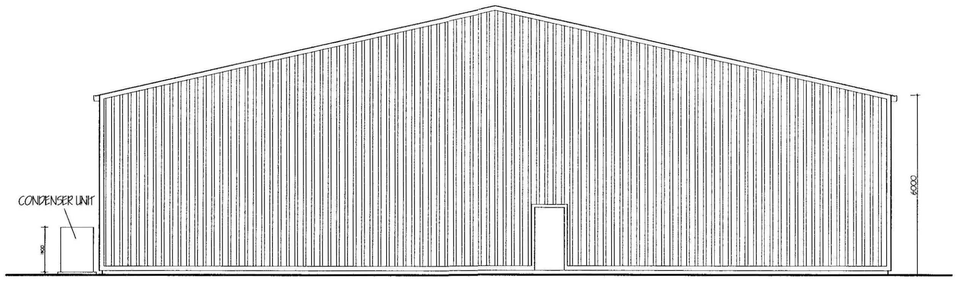

PROPOSED NORTH ELEVATION 1:100

ROOF
Kingspan KS 1000 RW Profiled Sheet - Olive Green

WALLS
Kingspan KS 1000 RW Profiled Sheet - Olive Green

TRIM - Olive Green

0444-10

ref:	revision	date
A	CONDENSER UNITS ADDED	MAY '10

G. R. MERCHANT LTD.
I.ENG AMICE FIWO

ARCHITECTURAL, STRUCTURAL AND LAND DRAINAGE CONSULTANTS

4 Wrights Mews
12A Park Road, Holbeach,
Spalding, Lincs. PE12 7EE
Tel: 01406 490800
Fax: 01406 425744
E-Mail: gr.merchant@btconnect.com

Project
AGRICULTURAL STORAGE BUILDING
POPLAR FARM
OLD FENDIKE ROAD, SUTTON ST JAMES
SPALDING, LINCS. PE12 0ND

Client
F.C. & M ELLIS

Drawing
PROPOSED ELEVATIONS

Job Ref.	Drawing No.
2057-09	04A
Date	**Drawn**
JAN 2010	SLB

Scales
AS NOTED

DO NOT SCALE FROM THIS DRAWING

This drawing is copyright and may not be altered, traced, photographed or used for any other purpose other then that for which it is issued. The General Contractor is to check all dimensions on site and report any discrepancies to the Architect. All details shown on this drawing including foundations are based upon typical conditions related to the area. No responsibility can be accepted for the structural design which remains the responsibility of the Specialist Engineer appointed by the Architect and that design amendments may be considered. Site soil surveys are recommended in respect of foundations to establish specific site conditions before foundation work is undertaken. This drawing is limited in the amount of information contained and does not purport to contain a full specification of the works. It is solely for the purpose of obtaining Planning / Building Regulation approval. This drawing must not be used as a contract document alone. The works will not be supervised or inspected on site by G R Merchant or any representative thereof. It is the client or their appointed agents responsibility to control workmanship, substitution of materials, adherance to specification, variations to contract etc.All materials to be new unless otherwise stated and all components and materials etc. to be used fitted and installed etc. in strict accordance with manufactures instruction and relevant code of practice. Materials shall conform to appropriate British standard specification or BBA certificate or European code equivalent. The Employer / Client shall ensure that the selected contractor is conversant with and adopts all measures necessary to achieve compliance with Health and Safety legislation for Building sites and Work places. The Employer / Client is advised that should the works need to comply with the Construction Design and Management Regulations an Independent Planning Supervisor will be required. The works shall comprise of all that is shown on the drawing and details. Work that may not specifically be shown but may be reasonably inferred as necessary to carry out the works shall be deemed to be included. It is the old / land owners responsibility to be aware of the Party Wall etc. Act 1996: when building in close proximity to adjoining neighbors boundaries.

DRAWING TO BE READ IN CONJUNCTION WITH SEPARATE SPECIFICATION