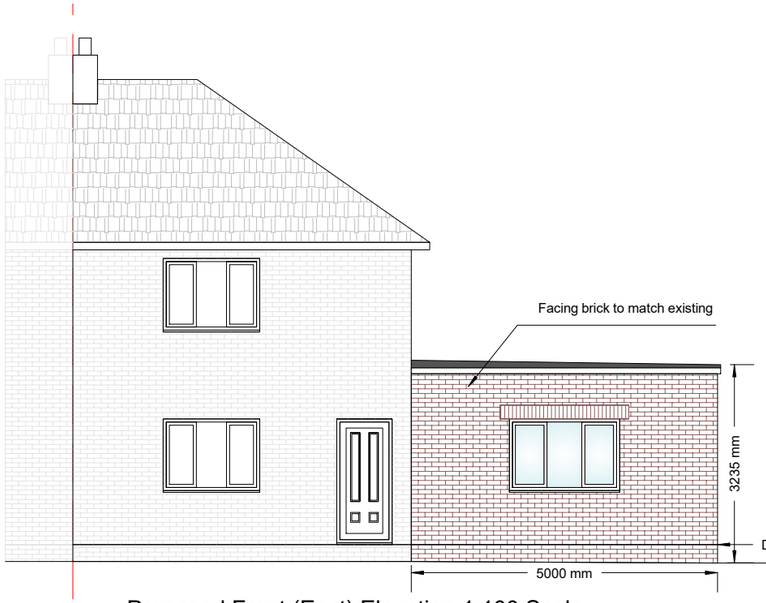

Proposed Front (East) Elevation 1:100 Scale

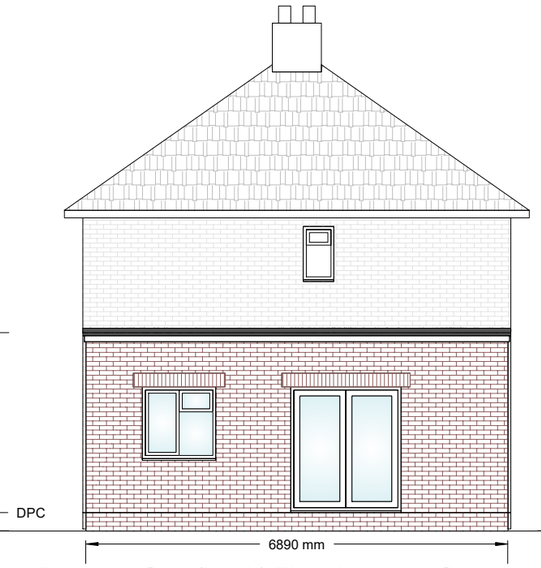

Proposed Side (North) Elevation 1:100 Scale

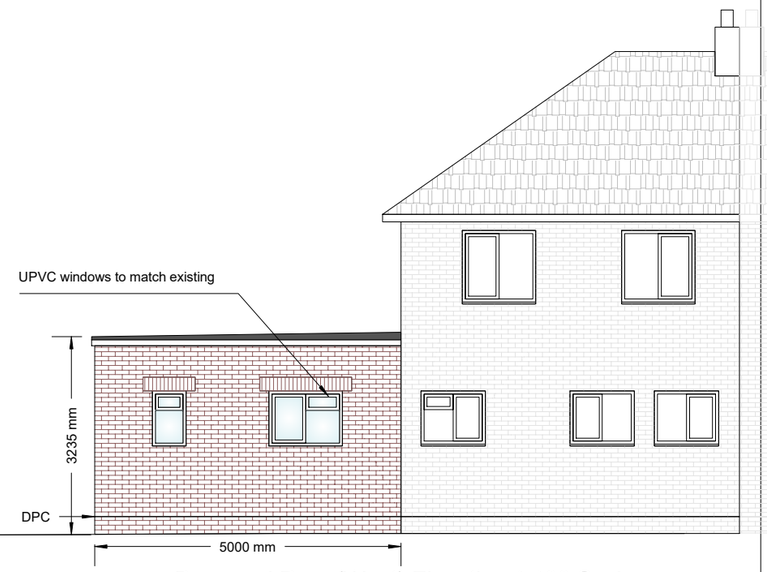

Proposed Rear (West) Elevation 1:100 Scale

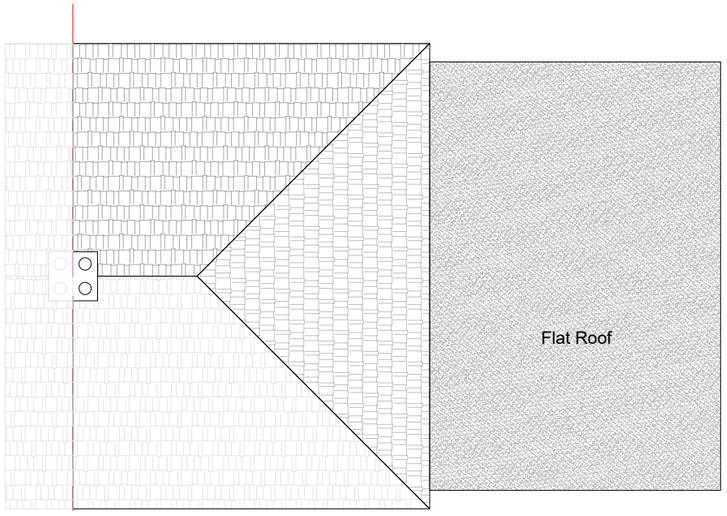

Proposed Roof Plan 1:100 Scale

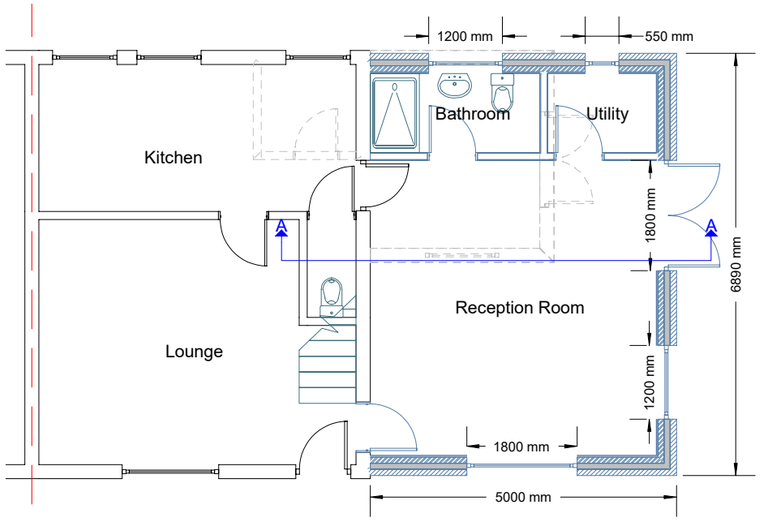

Proposed Ground Floor Plan 1:100 Scale

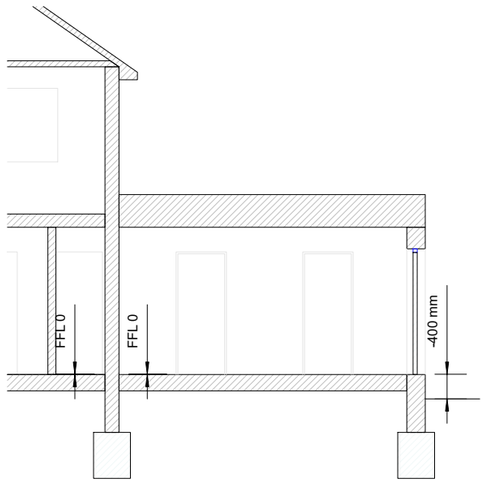

Simple Section A-A 1:100 Scale

1:2500	0		50m	100m
1:1250	0		25m	50m
1:500	0	5m	10m	20m
1:200	0	2m	4m	8m
1:100	0	1m	2m	4m
1:50	0	0.5m	1m	2m
1:20	0	0.2m	0.4m	0.8m

THIS DRAWING IS COPYRIGHT and must not be traced or copied in any way, in part or whole by any means whatsoever without prior written consent and may be used only by the present owner, being our current client, in relation to the property as referred to on the drawing. This drawing may be copied by an authorised officer of the Local Authority with the sole purpose of assisting in the determination of a Planning or Building Regulations application and may not be used for any other purpose unless otherwise agreed in writing.
Dimensions stated are for guidance only, contractor to verify all boundary positions and dimensions on site prior to commencing any works, making workshop drawings or obtaining any materials.
No site supervision is implied or undertaken unless otherwise separately arranged.
The drawing does not indicate the extent of any excavation works and the contractor is to determine this prior to submitting a quotation for the works or commencing any works. The drawing does not indicate or imply the structural condition of the property, the survey carried out was a "measure survey" for assistance in the preparation of details for Planning and Building Regulations purposes only. The details shown assume that the property is in sound condition and that there are no adverse ground conditions.
Prior to commencing works, the contractor must verify with the client that no underpinning of the property has been carried out and that no structural survey has been undertaken reporting that structural and/or ground problems exist.
Prior to commencing works, the contractor must obtain verification from the client or his legal adviser that no restrictive covenants exist or that any "right of light" will not be infringed and if so that reasonable steps have been taken by the client to comply with them.
Prior to commencing works, the contractor must have sight of the Planning and Building Regulations approval and must note any conditions thereon, in particular, the Planning Consent will require samples of the facing materials to be submitted to the Planning Authority for their written approval prior to installation on site.
All materials and workmanship to comply with the current Building Regulations and all relevant British Standards and Codes of Practice.

Plans For Building Ltd
Tel: 01920 438095
plansforbuildingdesign@gmail.com
www.plansforbuilding.co.uk

Client:

103 Jarvis's Gate
Sutton St James
Spalding
PE12 0EP

Project:

Single storey side extension

Drawing:

Proposed Elevations
Proposed Roof Plan
Proposed Ground Floor Plan
Simple Section A-A

Date: 17th August 2026

Scale: 1:100
Page Size: A3

Drawing Number:

D2641 004