

FRONT

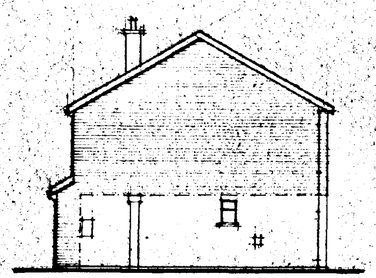

SIDE

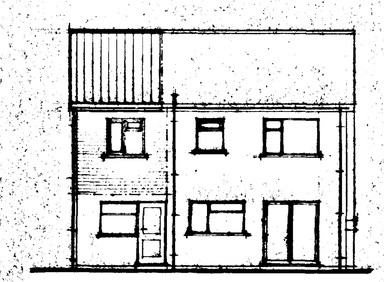

REAR



GARDEN SHED (4·88m x 3·41m)

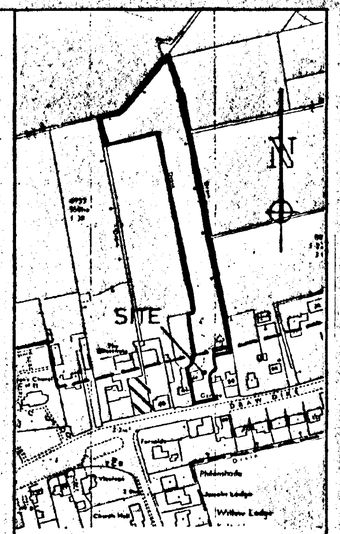

LOCATION PLAN
SCALE : 1/2500

WINDOW & LINTEL SCHEDULE

POSITION	SIZE	LINTEL	LENGTH
1.	1200 X 1200	I.G L1/HD	1500
2.	-	I.G L1/S	2700
3.	-	I.G L1/S	1050
4.	1200 X 1200	I.G L1/HD	1500
5.	1200 X 1200	I.G L1/HD	1500
6.	900 X 1050	I.G L1/HD	1200
7.	-	I.G L1/S	1200

WHITE UPVC WINDOWS TO MATCH EXISTING

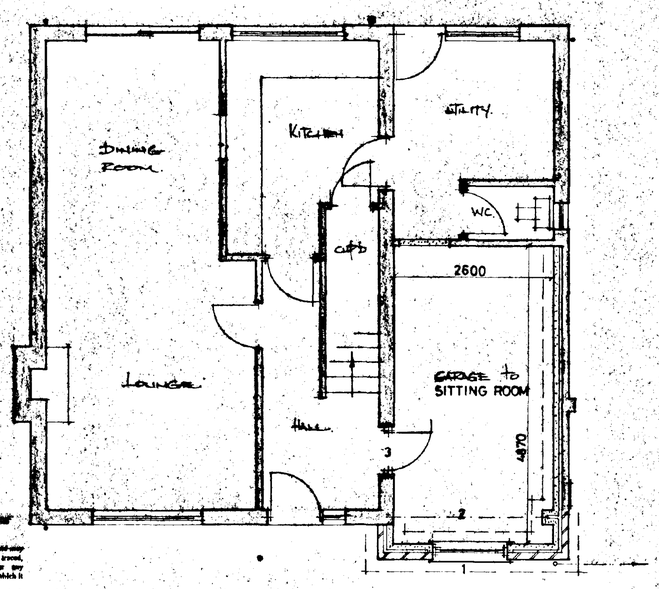

GROUND FLOOR PLAN

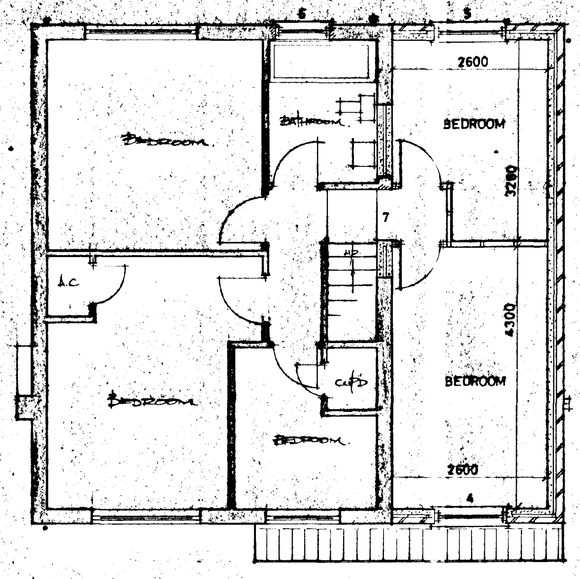

FIRST FLOOR PLAN

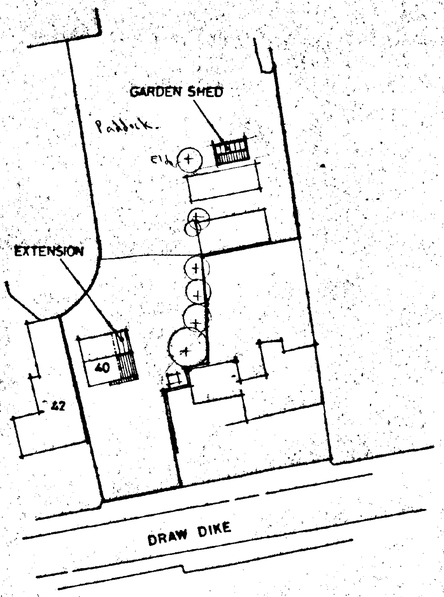

SITE PLAN
SCALE : 1/500

DETERMINED PLAN

SOUTH HOLLAND DISTRICT COUNCIL
HOUSING & PLANNING
28 SEP 1995
Ref: 0957/95

G. R. MERCHANT
I.ENG AMICE, FIWO,
ARCHITECTURAL, STRUCTURAL & LAND DRAINAGE CONSULTANT
TEL: HOLBEACH (01406) 490800

PROJECT:
EXTENSION, ALTERATIONS & GARDEN SHED
46 DRAW DIKE
SUTTON ST JAMES

CLIENT:
MR & MRS J. DEMPSTER

SCALES: *1:50 & 1:100 (UNLESS OTHERWISE STATED)*
DATE: *SEPT. 1995*

G.R.MERCHANT
DRAWING No.: *J.D.L.*

REVISIONS:

COPYRIGHT RESERVED ON THIS DRAWING
This drawing is copyright and may not be altered, traced, photographed or used for any purpose other than that for which it is issued.
The General Contractor is to check all dimensions on site and report discrepancies to the Architect.
All details shown on this drawing including foundations are based upon typical site conditions related to the area. No responsibility can be accepted for abnormal conditions which may be discovered during construction unless reported to the Architect so that design amendments may be considered. Site soil surveys are recommended in respect of foundations to establish specific site conditions before foundation work is undertaken.
SUMMIT