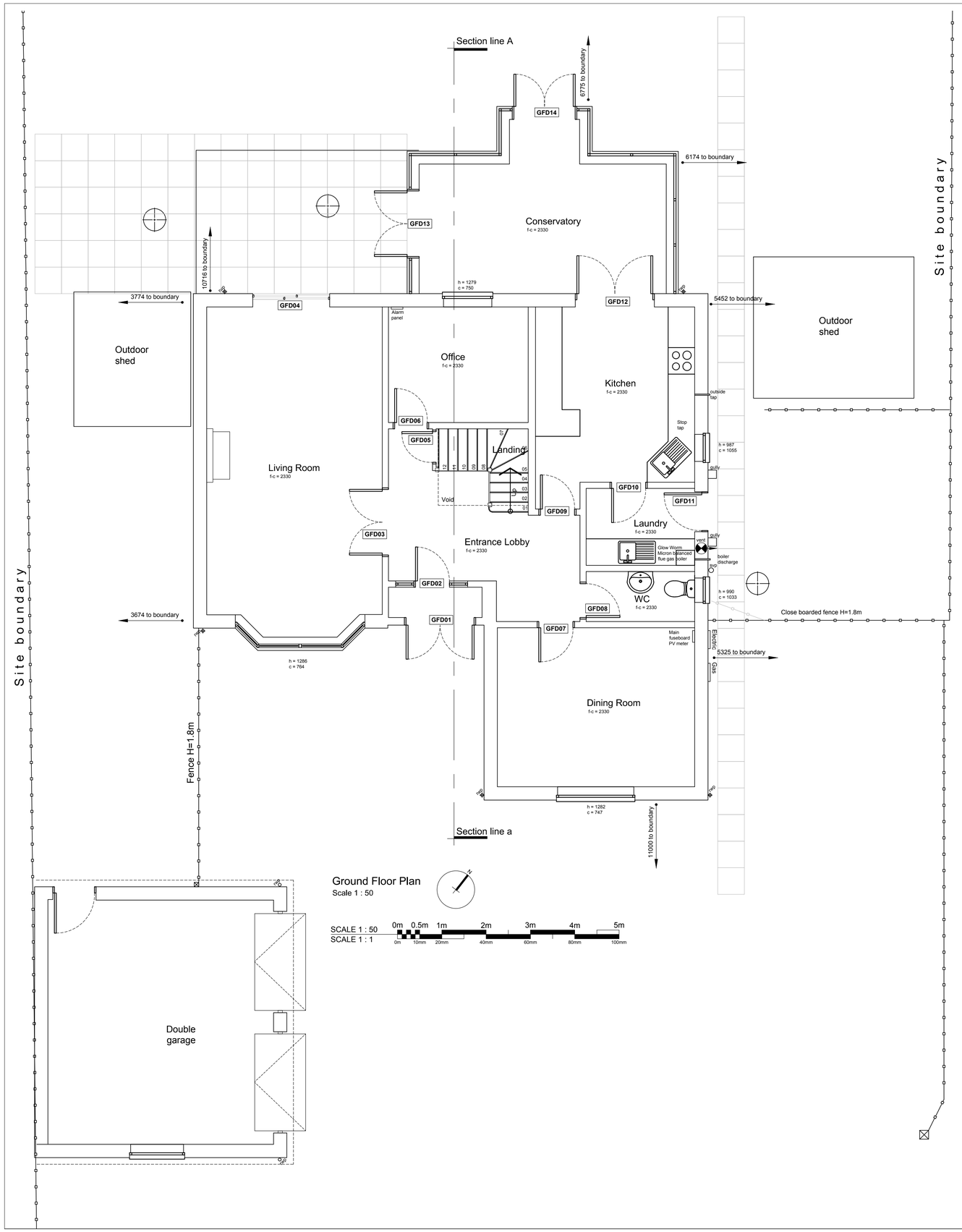

Ground Floor Plan
Scale 1 : 50

SCALE 1 : 50 — 0m 0.5m 1m 2m 3m 4m 5m
SCALE 1 : 1 — 0m 10mm 20mm 40mm 60mm 80mm 100mm

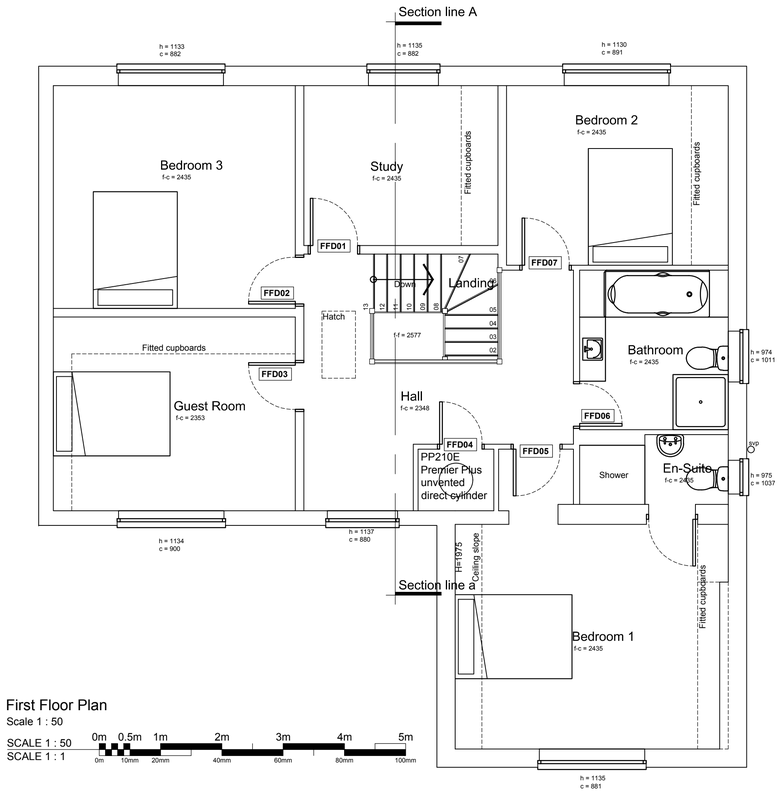

First Floor Plan
Scale 1 : 50

SCALE 1 : 50 — 0m 0.5m 1m 2m 3m 4m 5m
SCALE 1 : 1 — 0m 10mm 20mm 40mm 60mm 80mm 100mm

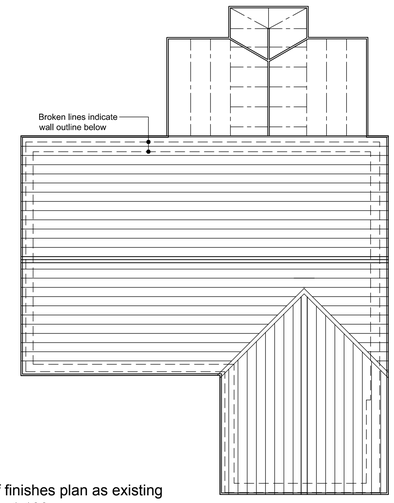

Roof finishes plan as existing
Scale 1:100

SCALE 1 : 100 — 0m 1m 2m 4m 6m 8m 10m
SCALE 1 : 1 — 0m 10mm 20mm 40mm 60mm 80mm 100mm

DO NOT SCALE THIS DRAWING. THE CONTRACTOR IS DEEMED TO HAVE CHECKED ALL DIMENSIONS ON SITE AND REPORT ANY DISCREPANCIES TO OGLESBY & LIMB LTD.
THE CONTENTS OF THIS DRAWING ARE COVERED BY COPYRIGHT AND REMAIN THE PROPERTY OF OGLESBY & LIMB LTD. WRITTEN APPROVAL MUST BE OBTAINED FROM OGLESBY & LIMB LTD PRIOR TO DUPLICATION OR REPRODUCTION OF THIS DRAWING OR ITS CONTENTS.
ANY DIMENSIONS NOT SHOWN ARE TO BE CHECKED AND AGREED WITH OGLESBY & LIMB LTD.

Ref.	Date	Description	Initial
-	-	-	-

Oglesby & Limb Ltd
Chartered Architect
Suite 1, Market Chambers
12 Market Place, Spalding, Lincs
PE11 1SL
Tel: 01775 761196
e-mail: design@o-l-ltd.co.uk

Client:
D&T Bunder

Project:
Proposed rear/side extension at 103 Small Drove Weston PE12 6HU

Drawing Title:
Floor plans & roof finishes plan as existing

GENERAL ISSUE

Date:	Scale:
Aug 2017	as shown
Drawn by: LS	Checked by: AJO

Drawing Number:	Rev:
A1271 - 02	-