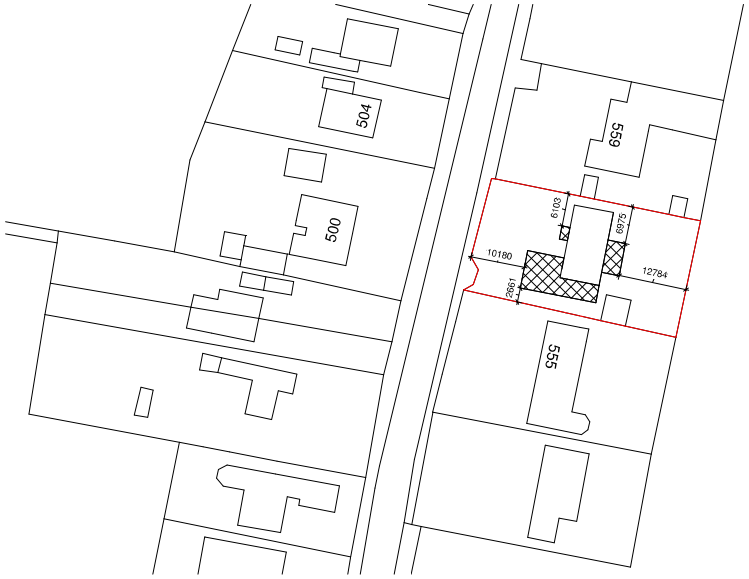
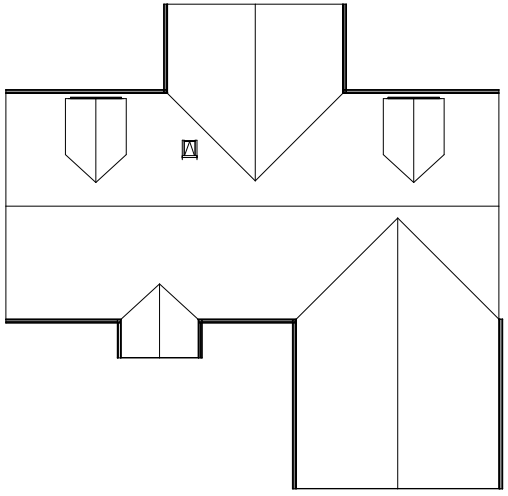


Ordnance Survey, (c) Crown Copyright 2021. All rights reserved. Licence number 100022432

Site Plan
1 : 1250

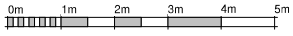


Block Plan
1 : 500



Roof Plan
1 : 100





VISUAL SCALE 1:50 @ A1



VISUAL SCALE 1:100 @ A1

Rev	Description	Date
a	Balcony amended, side windows reduced and velux changed to juliette balcony	16/08

RICHARDS ARCHITECTURAL
4 BEAR LANE,
PINCHBECK, SPALDING PE11 3XA
01775 713812

PROJECT

Proposed Loft Conversion,
Single Storey Rear Extension and
Two Storey Side Extension

CLIENT

Mr and Mrs Parsons
557 Broadgate,
Weston Hills
PE12 6DB

DRAWING

Proposed First Floor Plan
3D Views

DRAWING NUMBER:	DATE:
RA/1210/21/03a	08/06/21
DRAWN BY:	SCALE (@ A1):
HA	As indicated

COPIES OF THESE DRAWINGS MUST NOT BE TAKEN, TRACED OR ALTERED FOR ANY PURPOSE OTHER THAN THAT FOR WHICH THEY ARE ISSUED WITHOUT WRITTEN PERMISSION OF RICHARDS ARCHITECTURAL. ALL DIMENSIONS ARE TO BE CHECKED ON SITE BEFORE ANY WORKING DRAWINGS OR ANY WORK IS PUT IN HAND. THESE DRAWINGS ARE FOR PLANNING AND OTHER CONSENTS ONLY AND ARE NOT FOR THE PROPOSED WORK AND MUST NOT BE USED AS A CONTRACT DOCUMENT ALONE. THE PROPOSED WORK SHALL NOT BE COMMENCED UNTIL ALL RELEVANT CONSENTS AND APPROVALS HAVE BEEN OBTAINED AND ALL CONDITIONS COMPLIED WITH. THE PROPOSED WORK IS TO BE CARRIED OUT IN ACCORDANCE WITH THE BUILDING REGULATIONS AND ANY OTHER STATUTORY REQUIREMENTS. THE CONTRACTOR IS TO ENSURE THAT ALL REASONABLE PRECAUTIONS ARE TAKEN TO PREVENT ACCIDENTS AND TO COMPLY WITH THE HEALTH AND SAFETY ACT. IT IS THE RESPONSIBILITY OF THE CONTRACTOR TO VISIT THE SITE AND TO BE FULLY AWARE OF ALL THE CONDITIONS LIKELY TO BE ENCOUNTERED BEFORE SUBMITTING ANY TENDER OR QUOTATION FOR THE WORKS SHOWN ON THESE DRAWINGS. THE CONTRACTOR IS TO BE RESPONSIBLE FOR ALL TEMPORARY WORKS AND SHALL ADEQUATELY BRACE AND SUPPORT THE EXISTING STRUCTURE AS NECESSARY DURING CONSTRUCTION. THE CONTRACTOR IS TO BE RESPONSIBLE FOR ALL SETTING OUT AND SHALL CHECK ALL DIMENSIONS AND LEVELS ON SITE BEFORE COMMENCING ANY WORK OR PREPARING ANY SHOP DRAWINGS. FIGURED DIMENSIONS ARE TO BE TAKEN IN PREFERENCE TO SCALED DIMENSIONS. ANY DISCREPANCIES OR DOUBTS ARE TO BE REFERRED TO THE ARCHITECT BEFORE PROCEEDING WITH THE WORK. ALL WORKS AND MATERIALS TO BE FITTED AND INSTALLED TO THE MANUFACTURERS INSTRUCTIONS AND COMPLY WITH THE MANUALS AND APPROVED DOCUMENTS OF THE BUILDING REGULATIONS AND CURRENT BSI/BSC TECHNICAL SPECIFICATIONS AND CODES OF PRACTICE. ALL DIMENSIONS ARE IN MILLIMETRES UNLESS NOTED. MEASUREMENTS ON THIS DRAWING ARE NOT TO BE SCALED FOR CONSTRUCTION/FITTING PURPOSES. ALL DIMENSIONS FOR SETTING OUT OF THE WORKS AS SHOWN ON THIS DRAWING TO BE AGREED BY THE SUBJECT CONTRACTOR PRIOR TO THE COMMENCEMENT OF WORK AND ANY DISCREPANCIES REPORTED IMMEDIATELY. WHERE APPLICABLE DIMENSIONS SHOWN ARE EITHER THE MINIMUM OR MAXIMUM REQUIRED BY THE BUILDING REGULATIONS AND ALL SUBCONTRACTORS AND SUPPLIERS SHALL ENSURE THAT THEIR SUB-CONTRACT WORK OR SUPPLY IS ADEQUATELY PROVIDED TO COMPLY WITH THESE REQUIREMENTS. THE CONTRACTOR IS TO ENSURE THAT ALL SUB-CONTRACTORS AND SUPPLIERS ENTER INTO WRITTEN CONTRACTS WITH THEIR EMPLOYERS AND THAT ALL SUB-CONTRACTORS AND SUPPLIERS HAVE ADEQUATE PUBLIC LIABILITY AND EMPLOYERS LIABILITY INSURANCE COVER. THE CONTRACTOR IS TO ENSURE THAT ALL SUB-CONTRACTORS AND SUPPLIERS ARE AWARE OF THEIR RESPONSIBILITIES UNDER THE CONSTRUCTION (DESIGN AND MANAGEMENT) REGULATIONS 2015. THE CONTRACTOR IS TO ENSURE