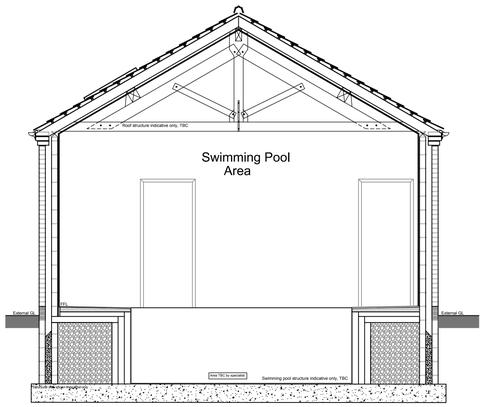

Cross Section A - a as proposed
Scale 1 : 50

SCALE 1 : 50 0m 0.5m 1m 2m 3m 4m 5m
SCALE 1 : 1 0m 10mm 20mm 40mm 60mm 80mm 100mm

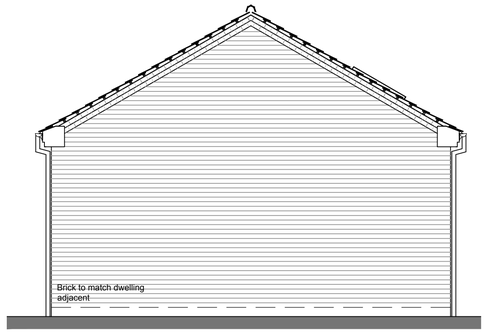

North-East Elevation as proposed
Scale 1 : 50

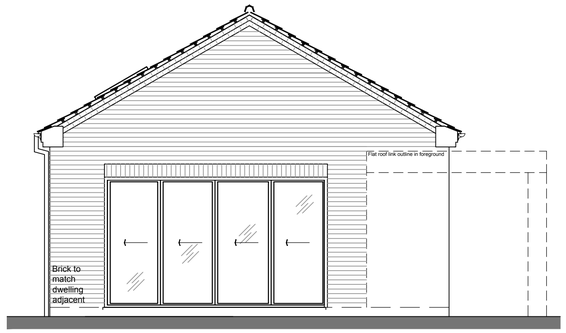

South-West Elevation as proposed
Scale 1 : 50

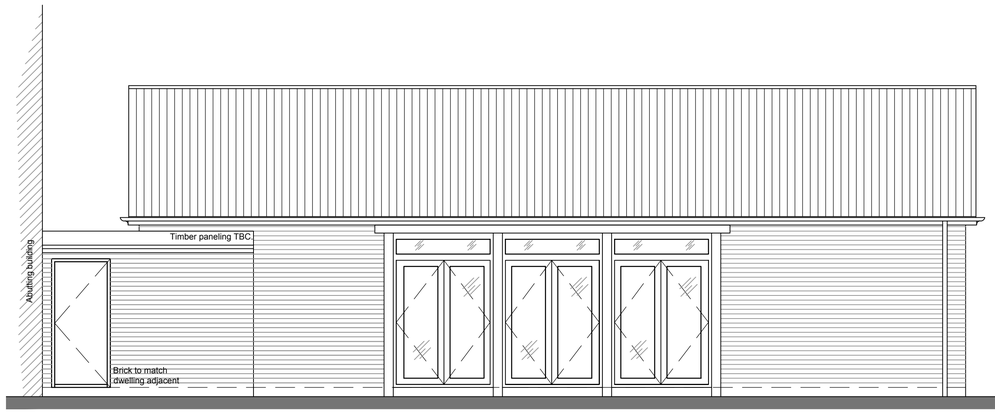

South-East Elevation as proposed
Scale 1 : 50

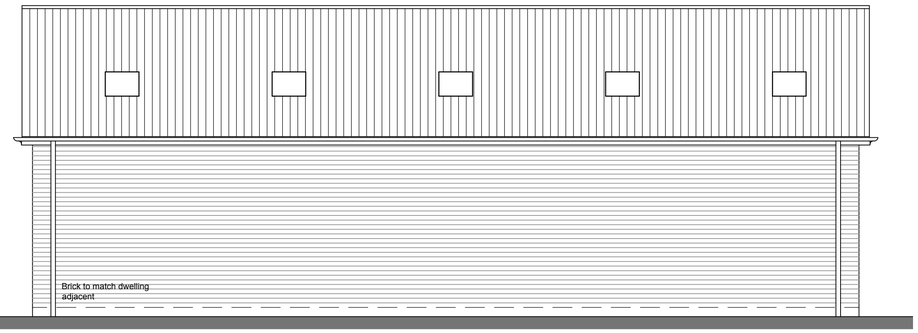

North-West Elevation as proposed
Scale 1 : 50

DO NOT SCALE THIS DRAWING. THE CONTRACTOR IS DEEMED TO HAVE CHECKED ALL DIMENSIONS ON SITE AND REPORT ANY DISCREPANCIES TO OGLESBY & LIMB LTD.
THE CONTENTS OF THIS DRAWING ARE COVERED BY COPYRIGHT AND REMAIN THE PROPERTY OF OGLESBY & LIMB LTD. WRITTEN APPROVAL MUST BE OBTAINED FROM OGLESBY & LIMB LTD PRIOR TO DUPLICATION OR REPRODUCTION OF THIS DRAWING OR ITS CONTENTS.
ANY DIMENSIONS NOT SHOWN ARE TO BE CHECKED AND AGREED WITH OGLESBY & LIMB LTD.

Ref.	Date	Description	Initial
-	xx.xx.xx	-	ls

Oglesby & Limb Ltd
Chartered Architect
Suite 1, Market Chambers
12 Market Place, Spalding, Lincs
PE11 1SL
Tel: 01775 761196
e-mail: design@o-l-ltd.co.uk

Client:
Mr P & Mrs H Coleman

Project:
Proposed Swimming pool and Garage/car port at 87 High Road Weston Spalding PE12 6RA

Drawing Title:
Swimming pool elevations and section as proposed

PLANNING APPLICATION ISSUE

Date:	Scale:
June 2018	as shown
Drawn by: CAD	Checked by: AJO

Drawing Number:	Rev:
A1307 - 14	-