

SIDE ELEVATION



SIDE ELEVATION

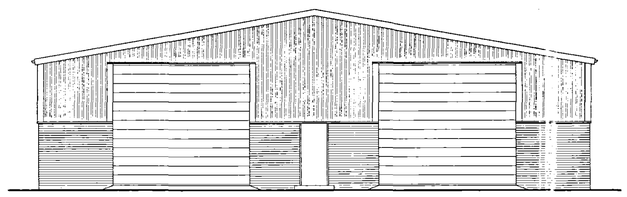

FRONT ELEVATION

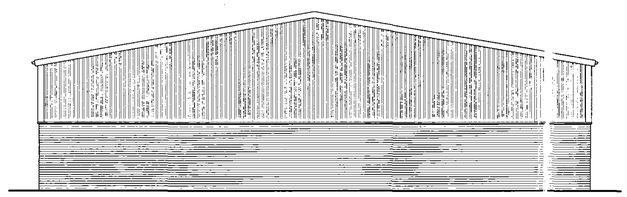

REAR ELEVATION

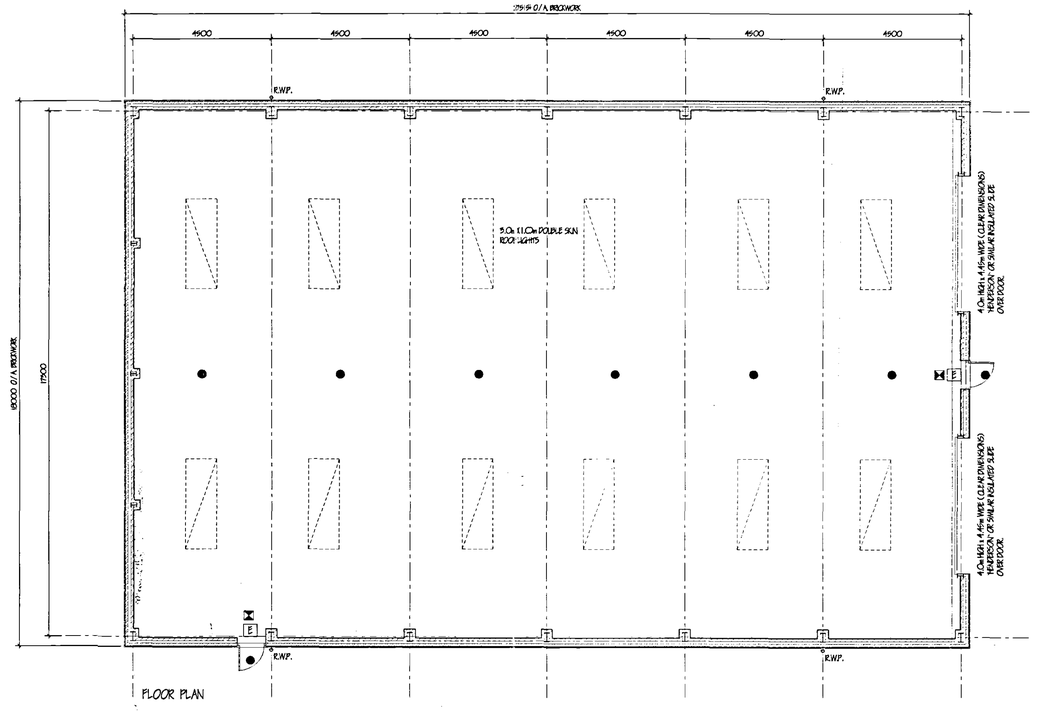

FLOOR PLAN

EMERGENCY EXIT DOORS
All doors to be min 838mm wide and fitted with panic latch. Doors to be openable to 180 degrees.
Provide 'Push Bar to Open' sign on door. Emergency Exit sign over to B.S. 5499 pt1 Externally provide 1.0m x 1.0m concrete landing level with internal f.f.l.

LARGE INDUSTRIAL DOORS
Supply and Fit 'SIKA' or similar sectional overhead door with maximum overall 'U' value of 0.7 W/ sq.m K

TRANSLUCENT SHEETING.
10% of roof areas in double skin site assembled translucent sheets. Inner Sheet Grade 5AA Class 1 Outer Sheet. Grade 5AB Class 11.
A galvanised steel mesh is to be incorporated between translucent sheets to provide security and permit roof maintainance in compliance with C.D.M. regulations.

LIGHTING.
To workshops / storage area's provide 'Powerlux' or similar approved High Bay Metal halide lamps. The following lighting levels are recommended: to provide an intial efficacy ,averaged over the whole office area, of not less than 40 luminares-lumens / circuit-watt to be controlled by manual switch not more that 8.0m from luminaire o by means of movement sensors.
Production areas 300Lux at work surface level
Provide emergency light fittings with full tube conversion in positions shown on plan all to B.S. 5266 pt1.

WORKSHOP / STORAGE GROUND FLOORS.
Floor slab to comprise of 150mm min. clean and well consolidated hardcore not exceeding 40mm max size. with 50mm blinding, 200mm reinforced concrete RC35 mix. with 1 layers A252 reinforcing fabric min. cover 35mm from top Provide 1200g polythene D.P.M. lapped min. 300mm in all directions and taken up edge of floor slab. Construction joints of 900mm long 16mm dia. tie bars at 600mm c/ c. at max 4.8m bay widths.
Power Float Finish.
Design Loading for General industrial occupancy, all in accordance with Structural Engineers Calculation.

TESTING & CERTIFICATION
If the proposed building is less than 1000 square metres in area, then design details and construction technique method statement can be submitted to the Local Authority prior to commencement on site
The Main Contractor is to provide a certificate or declaration relating to the design details and fittings showing compliance with B.R.L.2
In buildings larger that 1000 square metres provide an Infra Red thermographic survey, in accordance with BRE report 176.
Air tightness tests are to be carried out in accordance with CISE TM 23:2000.
Thermal performance of the building is to comply with BS EN ISO 13789:1999 limiting thermal bridging and air leakage and in accordance with ISO 2001. Design of metal cladding to comply with document L2 NCRMATECH Note 14
Main Contractor is to provide all certification for tests carried out.

CONSTRUCTION HAZARDS.
The following operations are identified as involving hazards in construction.
a) Working close to under ground or over head power cables.
b) Demolition and modification to adjacent existing buildings containing asbestos materials.
c) Excavation adjacent to existing foundations and effluent tanks below ground.
d) Steel erection close to boundary or existing building.
e) Working with scaffolding.
f) Working at height.
g) Roofing operations.
h) Drainage operations.
i) Working in confined spaces.
j) "Working" on insulation or large laminated insulated panels in areas with restricted access.
k) Disposal of soil/ wastes.
m) Welding to existing steel work.

HAZARDOUS MATERIALS
The following materials could be deemed a hazard.
a) Cement and cement based products.
b) Solvent based paints.
c) Foul and factory waste sewerage located in existing drainage system.
d) Dust generated during construction (including asbestos)
e) Sealant and adhesives.
f) Insulation material ,
g) Heavy structural steelworks and timbers.
h) Reinforcing bars.

The above list is not a definite list as the Principal contractor or any subcontractor may specify materials which could be deemed a hazard over and above those listed

WALLING
215 cavity walling to consist of face brickwork to B.S. 5.92:1974 for clay bricks and B.S. 187:1978 for calcium silicate bricks 65 cavity; build into cavity Dritherm cavity wall batts insulation boarding in accord. with makers instructions and agreement cert' No:134/1268 & 86/1584. 10mm Tarmac Hemelite sarking insulation blocks or similar: Cavity walls tied together using galvanised iron twist ties set 750 horizontally and 450 vertically to B.S. 1243:1978 wall ties positioned at 300 vertical centres at all recommended closures of cavity. Close cavities with "Vycomastic" preformed closers and provide bitumen DPC to C.P. 121: All work to be carried out in accordance with BS Code of Practice 121 Part 1:1973. External walls to have max. 'U' value of 0.35 W/ sq.m.K

PITCHED ROOF
Form pitched roof covering of "Corus Trisomet" or similar Composite Panel with 80mm core thickness, to provide 'U' value of 0.25 W/ m.sq.K. Class O Surface spread of Flame to B.S. 476 Pt.7. Cladding system Fixed to "Ward Building Components Ltd." or similar galvanised steel purlins spaced to Structural Engineers recommendations. All fixed in accordance with manufacturers instructions

VERTICAL CLADDING
Form pitched cladding of "Corus Trisomet" or similar Composite Panel with 50mm core thickness, to provide 'U' value of 0.35 W/ m.sq.K. Class O Surface spread of Flame to B.S. 476 Pt.7. Cladding system Fixed to "Ward Building Components Ltd." or similar galvanised steel purlins spaced to Structural Engineers recommendations. All fixed in accordance with manufacturers instructions

STEELWORK
Form all steelwork to Structural Engineers recommendations. All Roof, Side and Gable purlins/ rails to be "Ward Building Components Ltd" or similar fixed in accordance with manufacturers instructions all side steelwork.

VENTILATION.
Provide backdraund ventilation min, 4000mm sq. permanent free air ventilation per room.
Provide mechanical ventilation by Wall mechanical extractor fans to give 6 - 10 Air changes per hour.
To Wings where Air conditioning is to be installed a detailed design is to be carried out by a specialist contractor and appropriate design certification provided.

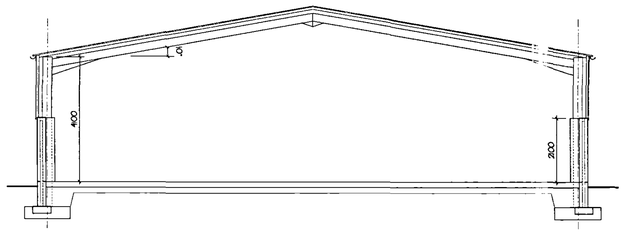

SECTION

LIMITATIONS.
This drawing is limited in the amount of information contained and does not purport to contain a full specification of the works. It is solely for the purpose of obtaining Planning/ Building Regulation approval.
The drawing must not be used as a contract document alone.
All dimensions shall be taken from site from actual work. Under no circumstances shall measurements be scaled from this drawing for construction or ordering purposes.
All given dimensions shall be checked by the Builder/ Contractor and will be his responsibility from commencement of site works.
The works will not be supervised or inspected on site by G.R. Merchant. or any representative thereof. It is the client or their appointed agents responsibility to control workmanship, substitution of materials, adherence to specification, variations to contract etc.

COPYRIGHT RESERVED.
Copies of this drawing must be made only with the written permission of G. R. Merchant.

STANDARDS.
All materials to be new unless otherwise stated and all components and materials etc. to be used Fitted and Installed etc. In strict accordance with manufacturers instruction and relevant Code of Practice.
Materials shall conform to appropriate British Standard Specification or BBA Certificate or European Code equivalent.

HEALTH & SAFETY.
The Employer/ Client shall ensure that the selected contractor is conversant with and adopts all measures necessary to achieve compliance with Health & Safety legislation for Building Sites and Work Places.
The Employer / Client is advised that should the works need to comply with the Construction Design and Management Regulations an independant Planning Supervisor will be required.

SCOPE OF THE WORKS.
The works shall comprise of all that is shown on the drawing and details. Work that may not be specifically shown but may be reasonably inferred as necessary to carry out the works shall be deemed to be included.

FIRE PUSH BAR TO OPEN SIGN

ABC POWDER EXTINGUISHER (6Kg) TO B.S. EN3

WATER FILLED EXTINGUISHER (9litre) TO B.S. EN3

EMERGENCY LIGHTING TO B.S. 5266 pt1.

E EMERGENCY EXIT SIGN TO B.S. 5499 pt1. 100mm HIGH LETTERING

ref.	revision	date

G. R. MERCHANT
I.ENG AMICE FIWO
ARCHITECTURAL, STRUCTURAL AND LAND DRAINAGE CONSULTANTS
Unit 4, Wrights Mews
12A Park Road, Holbeach, Spalding, Lincs. PE12 7EE
Tel: 01406 490800
Fax: 01406 425744
E-Mail: G. R. Merchant @ Merchant. Fe. Co. UK

Project
IMPLEMENT STORE.
IRBY HOUSE .
MILLGATE.
WHAPLODE.

Client
MILLGATE LANDSCAPES.

Drawing
FLOOR PLAN, ELEVATIONS & SECTION

Job Ref.	Drawing No.
889-04	01
Date	Drawn
JAN '04	J.C.

Scales
1:100

DO NOT SCALE FROM THIS DRAWING
This drawing is copyright and may not be altered, traced, photographed or used for any other purpose other than that for which it is issued.
The General Contractor is to check all dimensions on site and report any discrepancies to the Architect.
All details shown on this drawing including foundations are based upon typical site conditions related to the area. No responsibility can be accepted for abnormal conditions which may be discovered during construction unless reported to the Architect so that design amendments may be considered. Site soil surveys are recommended in respect of foundations to establish specific site conditions before foundation work is undertaken.