

FRONT

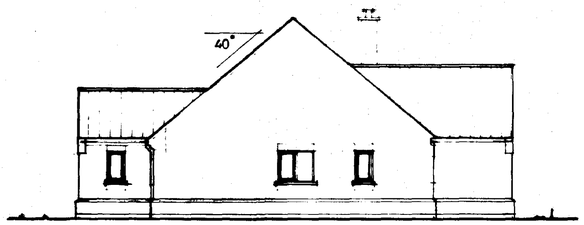

SIDE

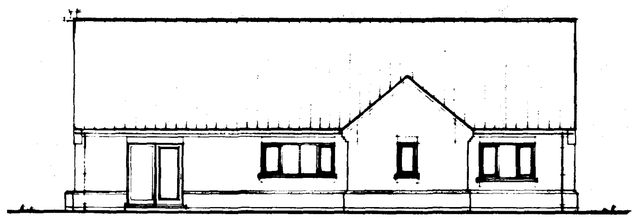

REAR

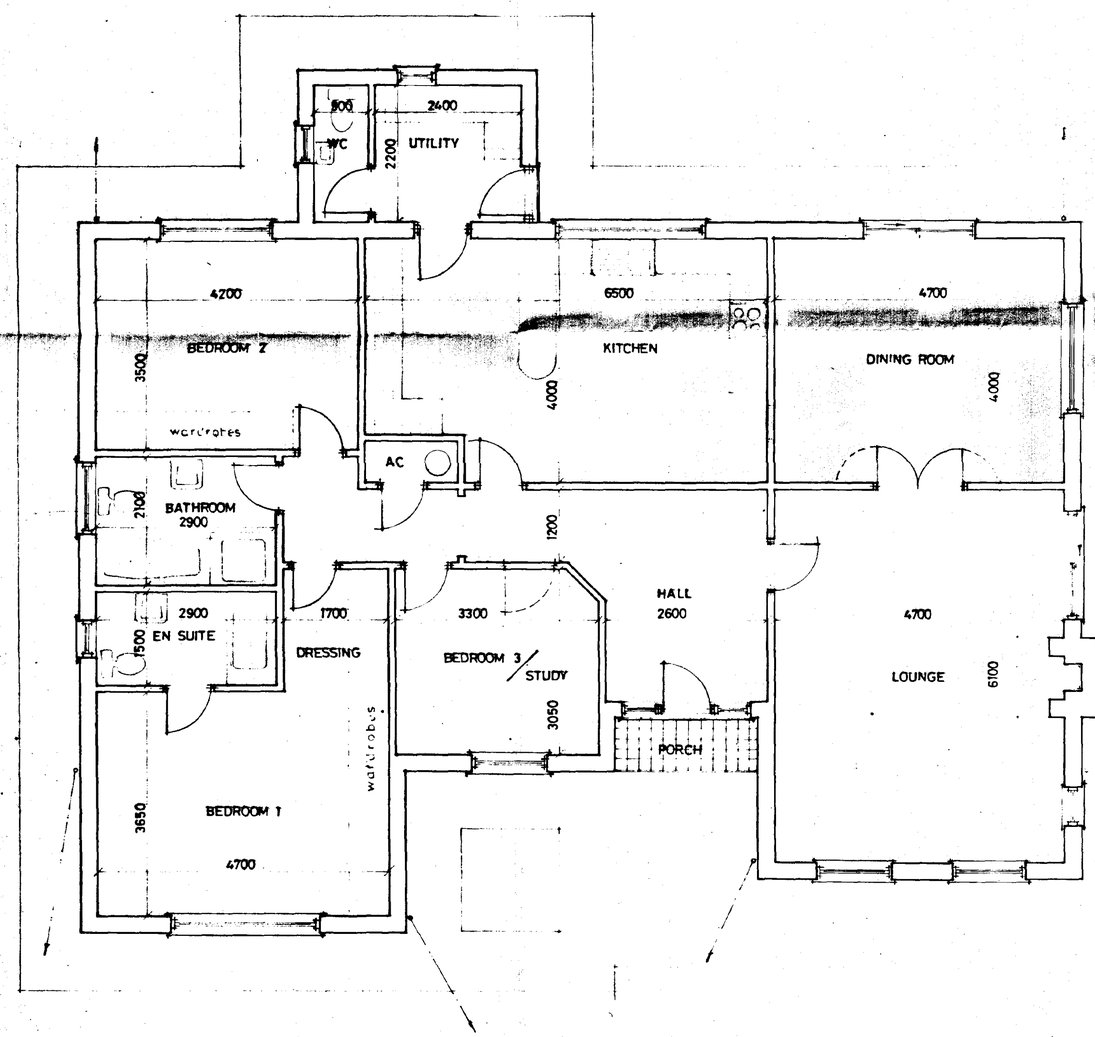

PLAN

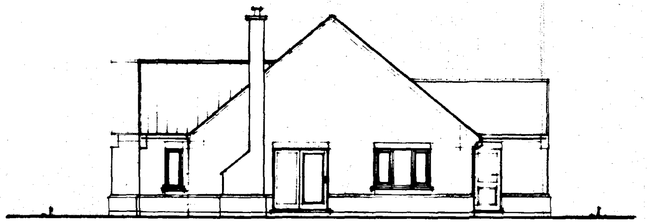

SIDE

DO NOT SCALE FROM THIS DRAWING

This drawing is copyright and may not be altered, traced, photographed or used for any purpose other than that for which it is issued.
The General Contractor is to check all dimensions on site and report discrepancies to the Architect.
All details shown on this drawing including foundations are based upon typical site conditions related to the area. No responsibility can be accepted for abnormal conditions which may be discovered during construction unless reported to the Architect so that design amendments may be considered. Site soil surveys are recommended in respect of foundations to establish specific site conditions before foundation work is undertaken.

SUMMIT 2299 4967

PLOT 3

RECEIVED
06 MAR 1997
Ref: 0234/97

G. R. MERCHANT
I.ENG AMICE, FIWO,
ARCHITECTURAL, STRUCTURAL
& LAND DRAINAGE CONSULTANT
TEL: HOLBEACH (01406) 490800

PROJECT:
3 BEDROOM BUNGALOW

CLIENT:
ASHWOOD HOMES

SCALES:	DATE:
1/50 1/100	*FEB 1997*
G.R.MERCHANT	DRAWING No.: AH-WR.01/3

REVISIONS:

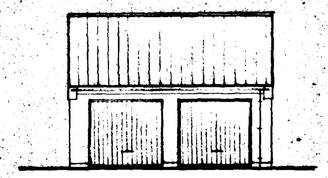

FRONT

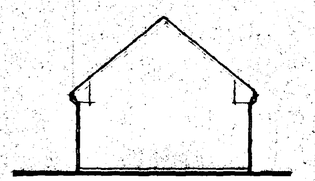

SIDE

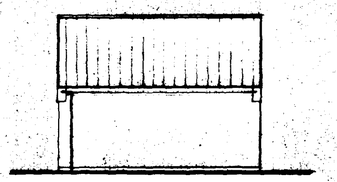

REAR

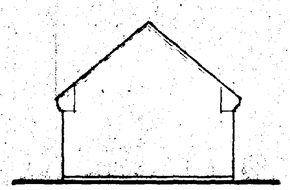

SIDE

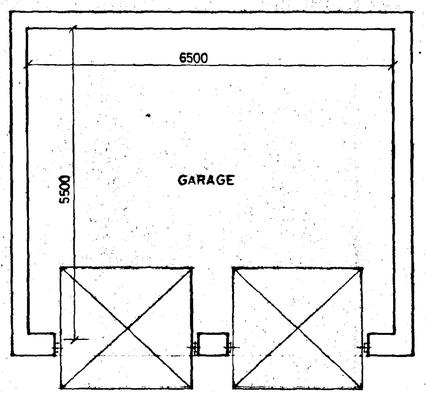

PLAN

DO NOT SCALE FROM THIS DRAWING

This drawing is copyright and may not be altered, traced, photographed or used for any purpose other than that for which it is issued.
The General Contractor is to check all dimensions on site and report discrepancies to the Architect.
All details shown on this drawing including foundations are based upon typical site conditions related to the area. No responsibility can be accepted for abnormal conditions which may be discovered during construction unless reported to the Architect so that design amendments may be considered. Site soil surveys are recommended in respect of foundations to establish specific site conditions before foundation work is undertaken.

HOLLAND DC
PLANNING
06 MAR 1997
Ref: 0234/97

G. R. MERCHANT
I.ENG AMICE, FIWO,
ARCHITECTURAL, STRUCTURAL
& LAND DRAINAGE CONSULTANT
TEL: HOLBEACH (01406) 490800

PROJECT:

DETACHED GARAGE

CLIENT:

ASHWOOD HOMES

SCALES:	DATE:
1/50 1/100	*FEB 1997*
G.R. MERCHANT	DRAWING No.: *AH-WR 01/G*

REVISIONS:

Pipwell Manor

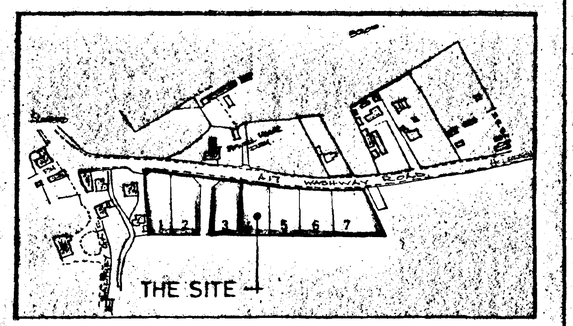

LOCATION PLAN 1:2500

WASHWAY ROAD former A17

70 metres
22
tarmac
26.5
tarmac
verge
10·5m radius
26
tarmac
70 metres
22
25
tarmac
27
tarmac
25
Verge 2 metres wide
Footway 1 metre wide
Hawthorn hedging
Grass
Ditch
20
5·0m
20
Field Access
1
2
3
4
5
6
7
18
22
9
26
22
25
28
43·5

TREES

	Botanical Name	Common Name	Root System	Size	Notes
A	ALNUS GLUTINOSA	COMMON ALDER	Bare rooted	Standard 150 – 180cm.	-All trees to be staked and tied in accordance with S.H.D.C. recommendations.
AC	ACER CAMPESTRE	FIELD MAPLE	"	"	-All transplants to be protected with proprietary uPVC tubes staked into position.
AP	ACER PSEUDOPLATANUS	SYCAMORE	"	"	-All hedge planting to be protected from weed invasion by 1 metre wide black polythene mulch mat
B	BETULA PENDULA	SILVER BIRCH	"	"	-The information sheet produced by S.H.D.C. entitled 'Recommended Planting Standards for Trees' shall be followed for the replanting of trees.
C	CRATAEGUS MONOGYNA	COMMON HAWTHORN	"	"	
FS	FAGUS SYLVATICA	COMMON BEECH	"	"	-CRATAEGUS MONOGYNA to be planted in two rows 300mm apart and at 450 centres and staggered
H	CORYLUS AVELLANA	COMMON HAZEL	"	"	
P	PLATANUS x HISPANICA	LONDON PLANE	"	"	
Q	QUERCUS ROBUR	ENGLISH OAK	"	"	
R	ROBINIA PSEUDOACACIA	FALSE ACACIA	"	"	



TREE SPECIES INDICATED SHOULD BE PLANTED IN GREATER NUMBERS SO THAT SELECTIVE THINNING CAN BE UNDERTAKEN TO ENSURE THE SATISFACTORY GROWTH OF THE OVERALL SCHEME.

HEDGE SHRUBS

	CRATAEGUS MONOGYNA	COMMON HAWTHORN	Bare root	45 – 60 CM	

FOOTWAY CONSTRUCTION 1:10

50mm REGRAVEL TOP DRESSING ON TWO COAT BITUMEN MACADAM
150mm STABILIZED HOGGIN
SAND BLINDING LAYER
100mm CLOSELY SPACED GRANITE SETTS LAID DOWN
25mm HARDWOOD SHUTTER BOARDS PEGGED INTO POSITION WITH 50x50x 600 STAKES AT 1M CTS.

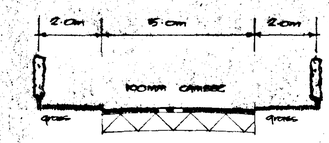

50mm LAYER 10mm ROUNDED GRAVEL ON 150mm COMPACTED STONE HARDCORE LAID DOWN.

FIELD ACCESS ROADWAY CONSTRUCTION

RECEIVED
SOUTH HAMS DC
PLANNING
06 MAR 1997
Ref: 0234/97

G. R. MERCHANT
I.ENG AMICE, FIOW,
ARCHITECTURAL, STRUCTURAL & LAND DRAINAGE CONSULTANT
TEL: HOLBEACH (0406) [redacted]490800

PROJECT:
PROPOSED RESIDENTIAL DEVELOPMENT
WASHWAY ROAD
SARACEN'S HEAD HOLBEACH

CLIENT:
ASHWOOD HOMES

SCALES:	DATE:
1:250 1:2500	FEB 1997
G.R.MERCHANT.	DRAWING No.: AH-WR.01
REVISIONS:	



STREET SCENE

NOT SCALE FROM THIS DRAWING
...wing is copyright and may not be altered, traced, photographed ... for any purpose other than that for which it is issued. ...neral Contractor is to check all dimensions on site and report ...ncies to the Architect. ...is shown on this drawing including foundations are based upon ...ite conditions related to the area. No responsibility can be ...for abnormal conditions which may be discovered during ...ion unless reported to the Architect so that design amendments ...considered. Site soil surveys are recommended in respect of ...ns to establish specific site conditions before foundation work ...ken.
...999-4967

G. R. MERCHANT
LENG AMICE, FIWO,
ARCHITECTURAL, STRUCTURAL
& LAND DRAINAGE CONSULTANT
TEL: HOLBEACH (01406) 490800

PROJECT:
RESIDENTIAL DEVELOPMENT
WASHWAY ROAD
SARACENS HEAD

CLIENT:
ASHWOOD HOMES

SCALES: 1/250

DATE: FEB 1997

DRAWING No.: