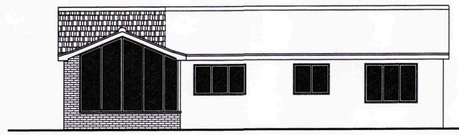
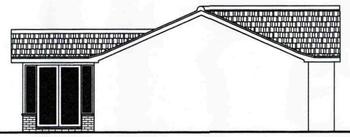


FRONT

SIDE



REAR

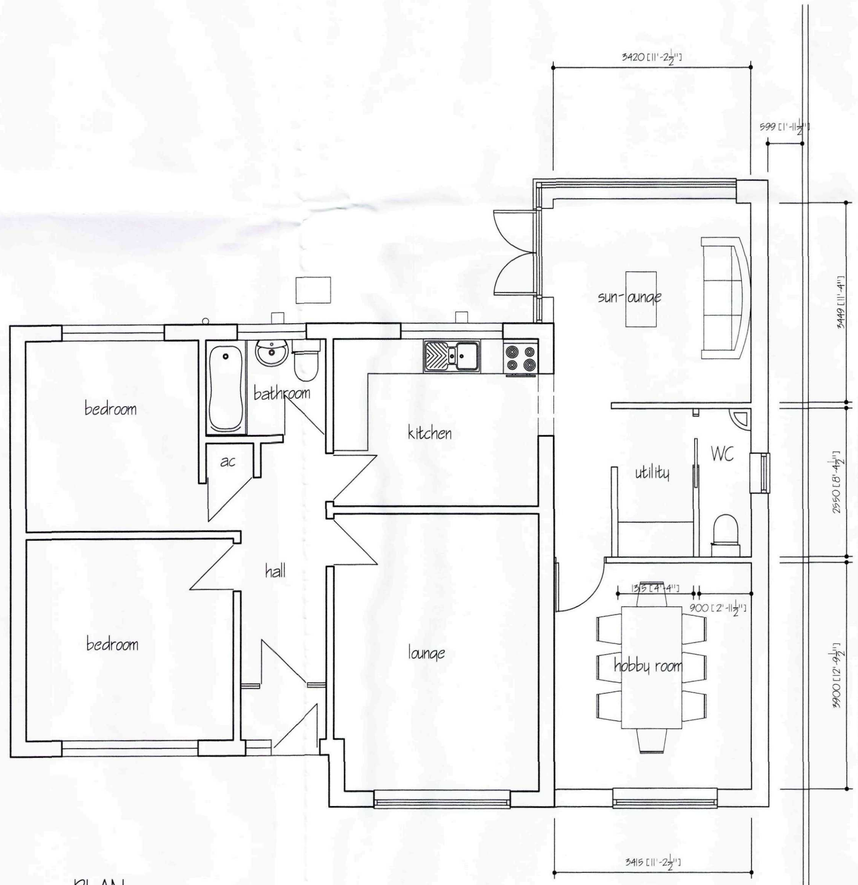


SIDE

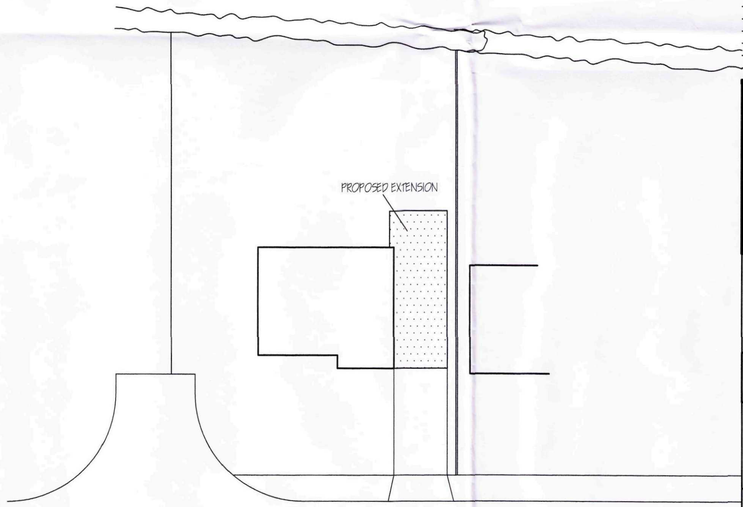


Crown Copyright. All rights reserved. Licence Number 100020449

LOCATION PLAN



PLAN



BLOCK PLAN

SHDC
Planning & Development
22 NOV 2010
Ref: 0968-10

refn	revision	date
A	ALTERATIONS	NOV 2010

G. R. MERCHANT B.Sc. M.
I.ENG AMICE FIWO

ARCHITECTURAL, STRUCTURAL AND LAND DRAINAGE CONSULTANTS

Unit 4, Wrights Mews
12A Park Road, Holbeach,
Spalding, Lincs. PE12 7EE
Tel: 01406 490800
Fax: 01406 425744
E-Mail: G. R. Merchant @ Merchant. Fs. Co. UK

Project
PROPOSED EXTENSION & ALTERATIONSS
AT 11 ST MARYS GARDENS
WHAPLODE
LINCS

Client
MR & MRS ARMSTRONG

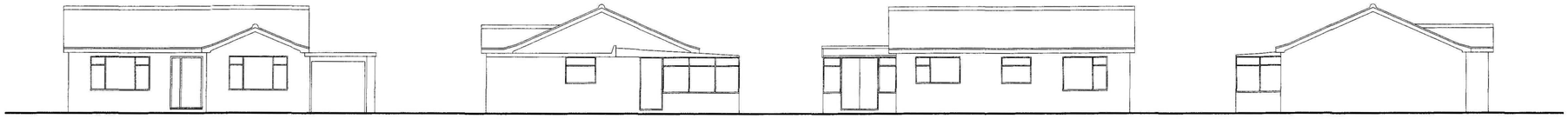
Drawing
PROPOSED ELEVATIONS, PLANS & LOCATION PLANS

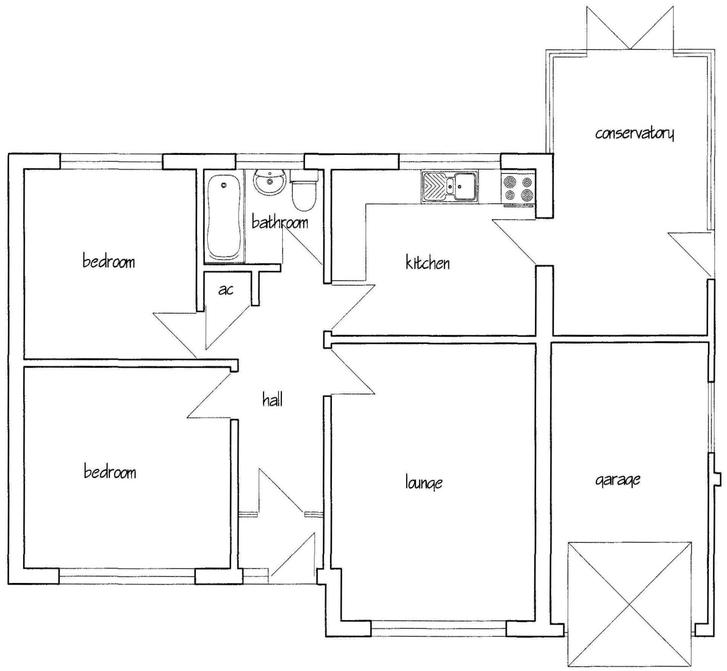
Job Ref.	Drawing No.
2187/10	01A
Date	**Drawn**
NOVEMBER 2010	JPW

Scales
1/50 1/100 1/2500

DO NOT SCALE FROM THIS DRAWING

This drawing is copyright and may not be altered, traced, photographed or used for any other purpose other than that for which it is issued. The General Contractor is to check all dimensions on site and report any discrepancies to the Architect. All details shown on this drawing including foundations are based upon typical site conditions related to the area. No responsibility can be accepted for abnormal conditions which may be discovered during construction unless reported to the Architect so that design amendments may be considered. Site soil surveys are recommended in respect of foundations to establish specific site conditions before foundation work is undertaken. This drawing is limited in the amount of information contained and does not purport to contain a full specification of the works. It is to be read in conjunction with the Building Regulations and other relevant data. This drawing must not be used as a contract document alone. The drawing is the property of the Architect and is issued by G. R. Merchant or any representative thereof. It is the client or their appointed agents responsibility to control workmanship, substitution of materials, adherence to specification, variations to contract etc. All materials to be new unless otherwise stated and all components and materials etc. to be used fitted and installed etc. in strict accordance with manufacturers instruction and relevant code of practice. Materials shall conform to appropriate British standard specification or BBA certificate or European code equivalent. The Employer / Client shall ensure that the selected contractor is conversant with and adopts all measures necessary to achieve compliance with Health and Safety legislation for Building sites and Work places. The Employer / Client is advised that should the works need to comply with the Construction Design and Management Regulations an Independent Planning Supervisor will be required. The works shall comprise of all that is shown on the drawing and details. Work that may not specifically be shown but may be reasonably inferred as necessary to carry out the works shall be deemed to be included. It is the plot / land owners responsibility to be aware of the Party Wall etc. Act 1996 when building in close proximity to adjoining neighbors boundaries.





PLAN existing

ref.	revision	date

G. R. MERCHANT
I.ENG AMICE FIWO

ARCHITECTURAL, STRUCTURAL AND LAND DRAINAGE CONSULTANTS

Unit 4, Wrights Mews
125 Park Road, Holbeach,
Spalding, Lincs. PE12 7PE
Tel: 01406 422020
Fax: 01406 422744
E-Mail: G. R. Merchant @ Merchant. Fs. Co. UK

SVDC
Development
22 NOV 2010
Ref: S/765/10

Project
PROPOSED EXTENSION & ALTERATIONSS
AT 11 ST MARYS GARDENS
WHAPLODE
LINCS

Client
MR & MRS ARMSTRONG

Drawing
EXISTING ELEVATIONS, PLANS

Job Ref.	Drawing No.
2187/10	02

Date	Drawn
NOVEMBER 2010	JPW

Scales
1/50 1/100

DO NOT SCALE FROM THIS DRAWING
This drawing is copyright and may not be altered, traced, photographed or used for any other purpose other than that for which it is issued. The General Contractor is to check all dimensions on site and report any discrepancies to the Architect. All details shown on this drawing including foundations are based upon typical site conditions related to the area. No responsibility can be accepted for abnormal conditions which may be discovered during construction unless reported to the Architect so that design amendments may be considered. Site soil surveys are recommended in respect of foundations to establish specific site conditions before foundation work is undertaken. This drawing is limited in the amount of information contained and does not purport to contain a full specification of the works. It is solely for the purpose of obtaining Planning / Building Regulation approval. This drawing must not be used for any other purpose or by any other person. Dimensions are not to be scaled off this drawing. Work shall not commence on the site if it is found that any of the dimensions are inconsistent with the overall environmental, substitution of materials, adherence to specification, variations to contract etc.All materials to be new unless otherwise stated and all components and materials etc. to be used fitted and installed etc. to strict accordance with manufacturers instruction and relevant code of practice. Materials shall conform to appropriate British standard specification or BBA certificate or European code equivalent. The Employer / Client shall ensure that the selected contractor is conversant with and adopts all measures necessary to achieve compliance with Health and Safety legislation for Building sites and Work places. The Employer / Client is advised that should the works need to comply with the Construction Design and Management Regulations an Independent Planning Supervisor will be required. The works shall comprise of all that is shown on the drawing and details. Work that may not specifically be shown but may be reasonably inferred as necessary to carry out the works shall be deemed to be included. It is the plot / land owners responsibility to be aware of the Party Wall etc. Act 1996 when building in close proximity to adjoining neighbors boundaries.