LANDSCAPING & TREE PLANTING

A 1.8m high close boarded fence.

B FRONTAGE MIXED HEDGE
- (a) Hawthorn (Crataegus Monogyna)
- (b) Beech (Fagus Sylvatica)
- (c) Blackthorn (Prunus Spinosa)
- (d) Buckthorn (Rhamnos Cathartica)

C SILVER BIRCH (BETULA PENDULA) FEATHERED
D HAWTHORN (CRATAEGUS LAEVIGATA) FEATHERED
E WHITE BEAM (SORBUS ARIA) FEATHERED
F Existing close boarded fence

All planting to be in accordance with BS 4428:1989 and amendment No. 1 (1991)

All trees to be planted with minimum 0.6m plastic mulch mat and to be staked, tied and tubed.

1/3 to ½ bag of peat free tree and shrub planting compost to be incorporated into backfill for each tree hole.

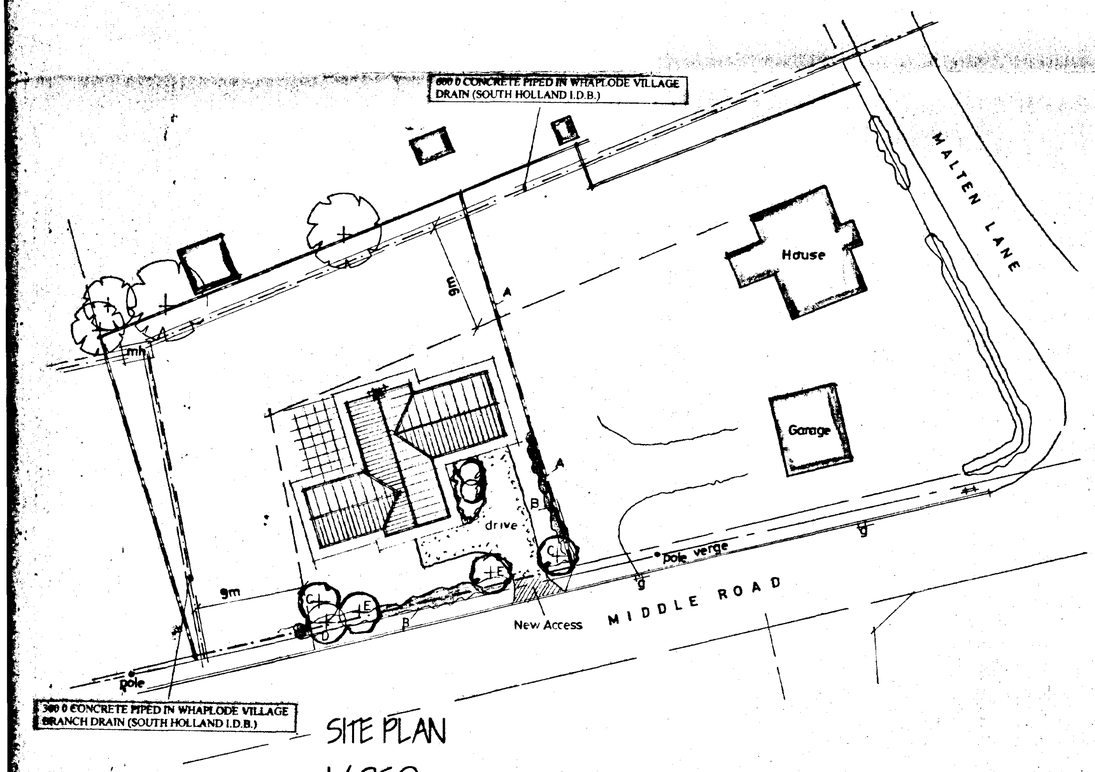

SITE PLAN
1/250

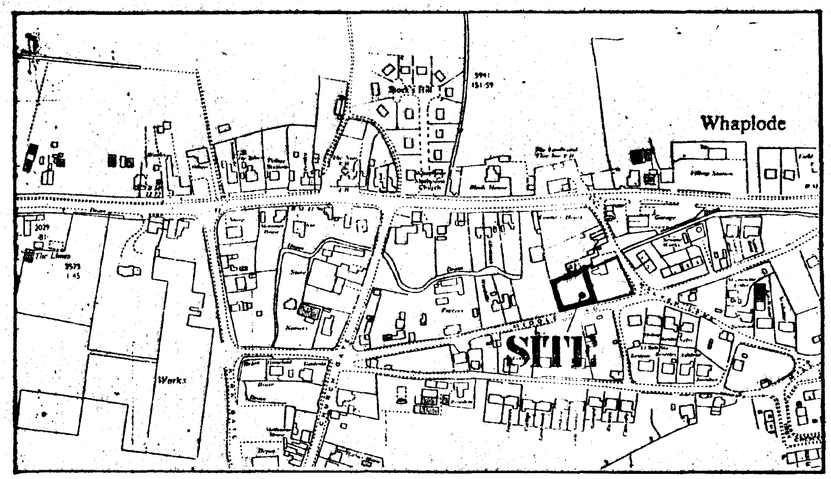

LOCATION PLAN
1/2500

DETERMINED PLAN

SOUTH HOLLAND DC
HOUSING & PLANNING
16 AUG 2001
Ref: 0985/01

ref	revision	date

G. R. MERCHANT
I.ENG AMICE FIWO
ARCHITECTURAL, STRUCTURAL AND LAND DRAINAGE CONSULTANTS
Unit 4, Wrights Mews
12A Park Road, Holbeach,
Spalding, Lincs. PE12 7EE
Tel: 01406 490800
Fax: 01406 425744
E-Mail: G. R. Merchant @ Merchant. FB. Co. UK

Project
BUNGALOW & GARAGE
MIDDLE ROAD
WHAPLODE
SPALDING LINCS

Client
MR & MRS R P AMES

Drawing
SITE & LOCATION PLANS

Job Ref	Drawing No
297/01	01
Date	Drawn
JULY 2001	GRM

Scales
AS INDICATED

DO NOT SCALE FROM THIS DRAWING

This drawing is copyright and may not be altered, traced, photographed or used for any other purpose other than that for which it is based. The General Contractor is to check all dimensions on site and report any discrepancies to the Architect. All details shown on this drawing including foundations are based upon typical site conditions related to the area. No responsibility can be accepted for abnormal conditions which may be discovered during construction unless reported to the Architect so that design amendments may be considered. Site soil surveys are recommended in respect of foundations to establish specific site conditions before foundation work is undertaken. This drawing is limited in the amount of information contained and does not purport to contain a full specification of the works. It is solely for the purpose of obtaining Planning / Building Regulation approval. This drawing must not be used as a contract document alone. The works will not be supervised or inspected on site by G R Merchant or any representative thereof. It is the client or their appointed agents responsibility to control workmanship, substitution of materials, adherence to specification, variations to contract etc.

All materials to be new unless otherwise stated and all components and materials etc. to be used fitted and installed etc. in strict accordance with manufacturers instruction and relevant code of practice. Materials shall conform to appropriate British standard specification or BBA certificate or European code equivalent. The Employer / Client shall ensure that the selected contractor is abnormal with and adopts all measures necessary to achieve compliance with Health and Safety Legislation for Building sites and Work places. The Employer / Client is advised that should the works need to comply with the Construction Design and Management Regulations an Independent Planning Supervisor will be required. The works shall comprise of all that is shown on the drawing and details. Work that may not specifically shown but may be reasonably inferred as necessary to carry out the works shall be deemed to be included.

EXTERNAL MATERIALS

BRICKS: HOSKINS AUTUMN RED
TILES: SANDTOFT DOUBLE PANTILES - TERRACOTTA

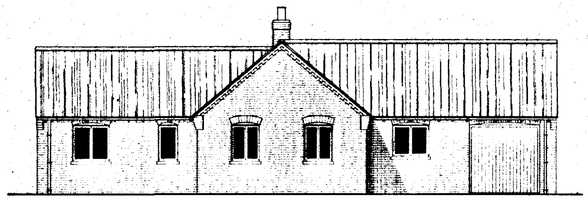

FRONT ELEVATION

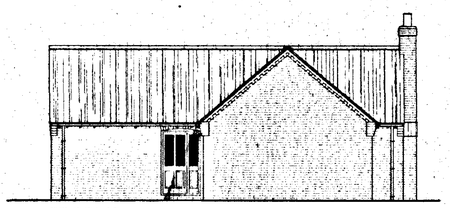

SIDE ELEVATION

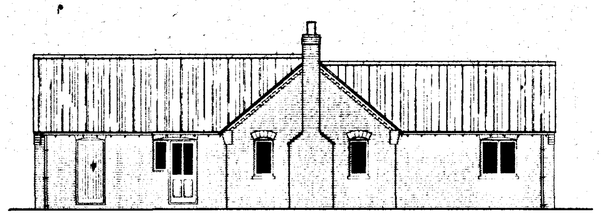

REAR ELEVATION

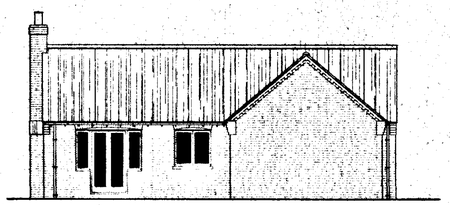

SIDE ELEVATION

JOINERY / LINTEL SCHEDULE

PIERTH.	JOINERY	LINTEL	LENGTH
1	2122CC	I.G. LI/590	1900
2	112C	I.G. LI/590	900
3	2N120C	I.G. LI/590	1200
4	2N120C	I.G. LI/590	1200
5	FD120*	I.G. LI/590	1800
6	2120C	I.G. LI/590	1900
7	LPTO70N5	I.G. LI/HD150	2700
8	FD1826	I.G. LI/590	1200
9	NIOC/FN29M-MOD.	I.G. LI/HD150	1800
10	112C	I.G. LI/590	900
11	112C	I.G. LI/590	900
12	NI3C/FD7120/NI3C	I.G. LI/HD150	2850
13	2122CC	I.G. LI/590	1900
14	2122CC	I.G. LI/590	1900

JOINERY CODES 'KELBY JOINERY LTD.'
LINTEL CODES I. G. LTD.

LOUNGE
W.C.
UTILITY
KITCHEN
GARAGE
2800
BEDROOM 2
HALL
BEDROOM 1
BEDROOM 3
CUPD.
SMOKE DETECTOR
R.W.P.
S.V.P.
VENTILATED VENT.
WASHING MACHINE
TUMBLE DRYER
WASH HAND BASIN
BATH
WC
WHB
TUMBLE DRYER
WASHING MACHINE
WASH HAND BASIN
BATH
WC
WHB
SMOKE DETECTOR
SMOKE DETECTOR
SMOKE DETECTOR

EXTERNAL MATERIALS

BRICKS:	HOSKINS AUTUMN RED
TILES:	SANDTOFT DOUBLE PANTILES - TERRACOTTA

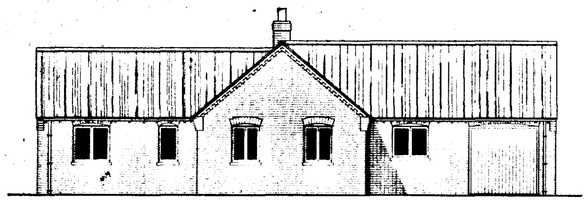

FRONT ELEVATION

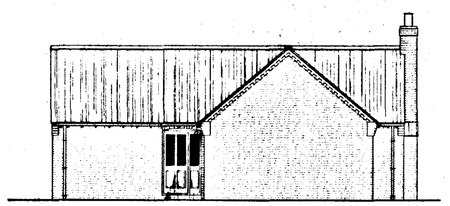

SIDE ELEVATION

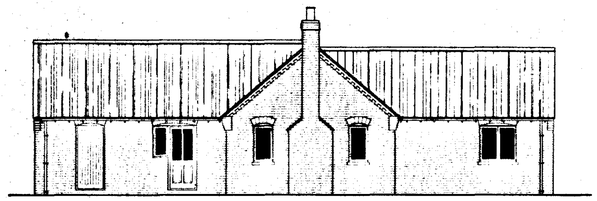

REAR ELEVATION

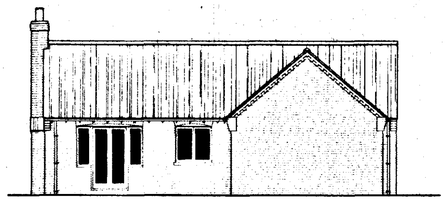

SIDE ELEVATION

LIMITATIONS.
This drawing is limited in the amount of information contained and does not purport to contain a full specification of the works. It is solely for the purpose of obtaining Planning / Building Regulation approval.
The drawing must not be used as a contract document alone.
All dimensions shall be taken from site from actual work. Under no circumstances shall measurements be scaled from this drawing for construction or ordering purposes.
All given dimensions shall be checked by the Builder / Contractor and will be his responsibility from commencement of site works.
The works will not be supervised or inspected on site by G.R. Merchant, or any representative thereof. It is the client or their appointed agents responsibility to control workmanship, substitution of materials, adherence to specification, variations to contract etc.

COPYRIGHT RESERVED.
Copies of this drawing must be made only with the written permission of G. R. Merchant.

STANDARDS.
All materials to be new unless otherwise stated and all components and materials etc. to be used fitted and installed etc. in strict accordance with manufacturers instruction and relevant Code of Practice.
Materials shall conform to appropriate British Standard Specification or BBA Certificate or European Code equivalent.

HEALTH & SAFETY.
The Employer / Client shall ensure that the selected contractor is conversant with and adopts all measures necessary to achieve compliance with Health & Safety Legislation for Building Sites and Work Places.
The Employer / Client is advised that should the works need to comply with the Construction Design and Management Regulations an independent Planning Supervisor will be required.

SCOPE OF THE WORKS.
The works shall comprise of all that is shown on the drawing and details. Work that may not be specifically shown but may be reasonably inferred as necessary to carry out the works shall be deemed to be included.

JOINERY / LINTEL SCHEDULE

POSN.	JOINERY	LINTEL	LENGTH
1	212CC	I.G. L1/S50	1500
2	112C	I.G. L1/S50	900
3	2N12CC	I.G. L1/S50	1200
4	2N12CC	I.G. L1/S50	1200
5	FE120F	I.G. L1/S50	1500
6	210CC	I.G. L1/S50	1500
7	UP7070N5	I.G. L1/HD50	2700
8	FD826	I.G. L1/S50	1200
9	N10C/FN29M-MOB.	I.G. L1/HD50	1800
10	112C	I.G. L1/S50	900
11	112C	I.G. L1/S50	900
12	N13C/FCP120/N13C	I.G. L1/HD50	2550
13	212CC	I.G. L1/S50	1500
14	212CC	I.G. L1/S50	1500

JOINERY CODES "RUGBY JOINERY LTD."
LINTEL CODES I. G. LTD.

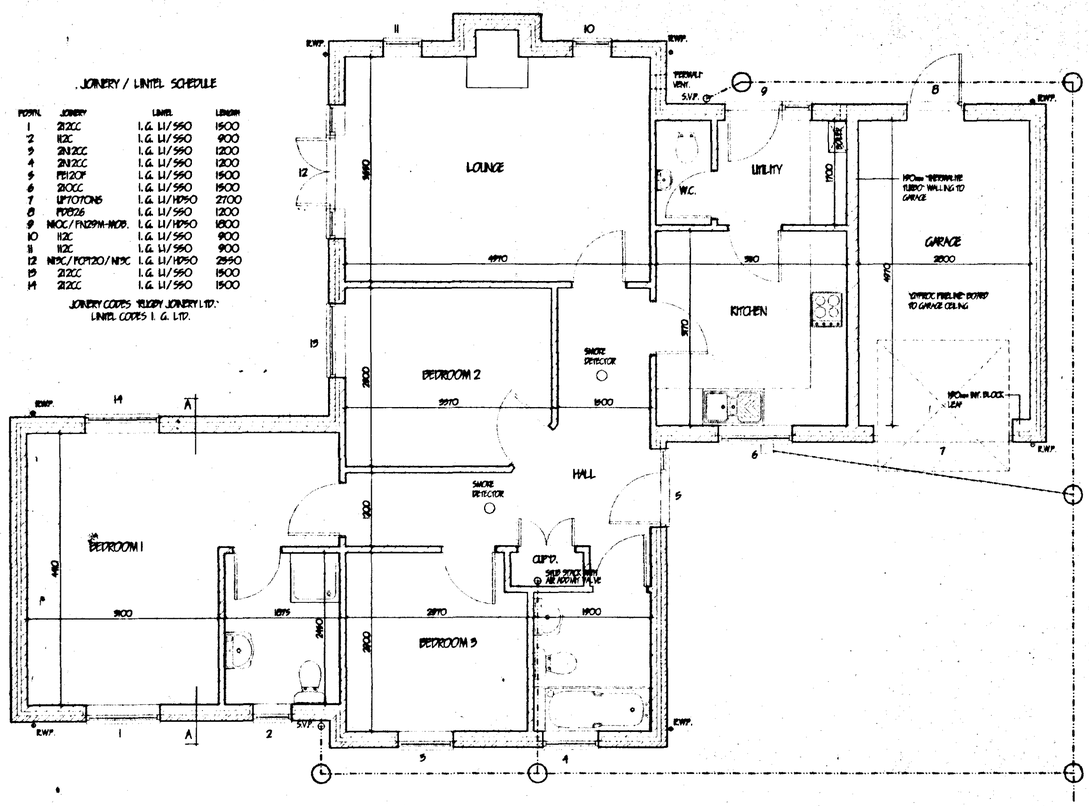

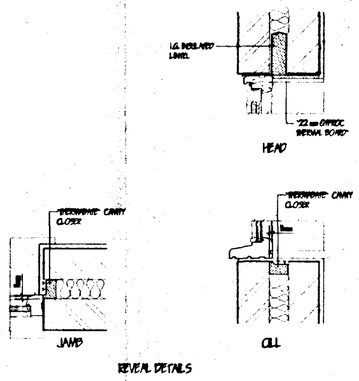

REVEAL DETAILS

G. R. MERCHANT
I.ENG AMICE FIWO
ARCHITECTURAL, STRUCTURAL AND LAND DRAINAGE CONSULTANTS
Unit 4, Wrights Mews
12A Park Road, Holbeach,
Spalding, Lincs. PE12 7EE
Tel: 01406 490800
Fax: 01406 425744
E-Mail: G. R. Merchant @ Merchant. FS. Co. UK

Project: BUNGALOW & GARAGE
MIDDLE ROAD
WHAPLODE
SPALDING, LINC'S.

Client: MR & MRS R P AMES

Drawing: FLOOR PLAN / ELEVATION / SECTION

Job Ref	Drawing No
297/01	02
Date	Drawn
JULY 2001	J.C.

Scales: 1:50 1:100

DO NOT SCALE FROM THIS DRAWING
This drawing is copyright and may not be altered, traced, photographed or used for any other purpose other than that for which it is issued.
The General Contractor is to check all dimensions on site and report any discrepancies to the Architect.
All details shown on this drawing including foundations are based upon typical site conditions related to the area. No responsibility can be accepted for abnormal conditions which may be discovered during construction unless reported to the Architect so that design amendments may be considered. Site soil surveys are recommended in respect of foundations to establish specific site conditions before foundation work is undertaken.

LANDSCAPING & TREE PLANTING

A 1.8m high close boarded fence.

B FRONTAGE MIXED HEDGE
- (a) Hawthorn (Crataegus Monogyna)
- (b) Beech (Fagus Sylvatica)
- (c) Blackthorn (Prunus Spinosa)
- (d) Buckthorn (Rhamnos Cathartica)

C SILVER BIRCH (BETULA PENDULA) FEATHERED
D HAWTHORN (CRATAEGUS LAEVIGATA) FEATHERED
E WHITE BEAM (SORBUS ARIA) FEATHERED
F Existing close boarded fence

All planting to be in accordance with BS 4428:1989 and amendment No. 1 (1991)

All trees to be planted with minimum 0.6m plastic mulch mat and to be staked, tied and tubed.

1/3 to ½ bag of peat free tree and shrub planting compost to be incorporated into backfill for each tree hole.

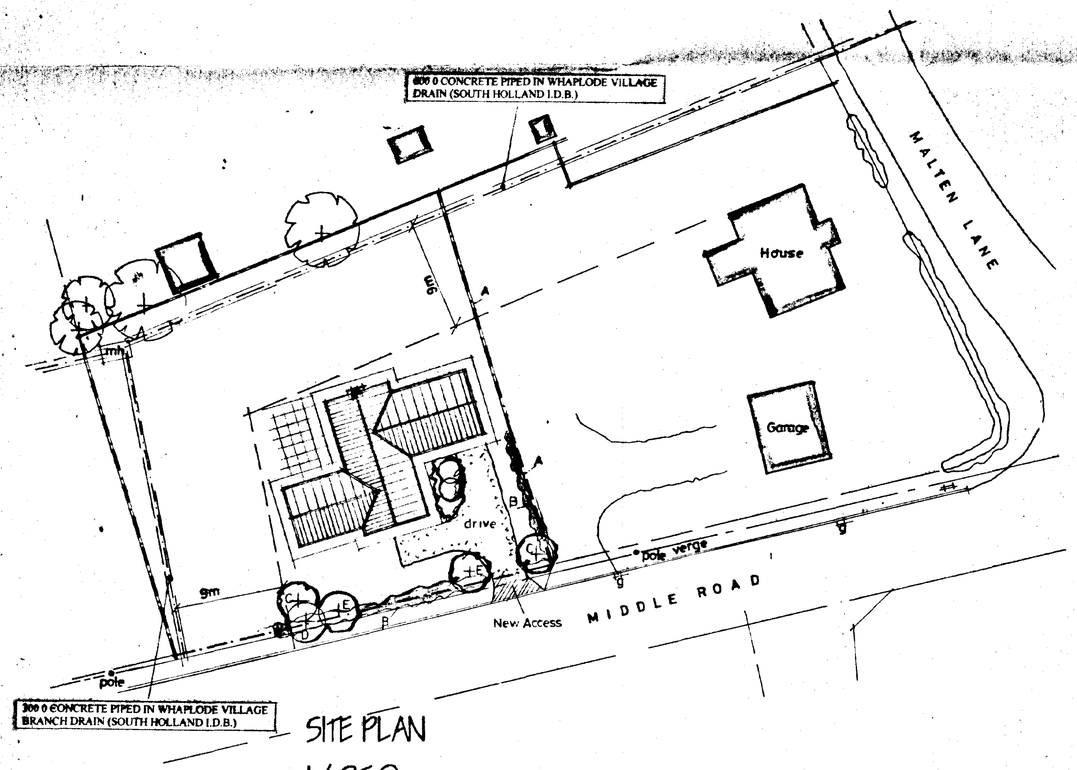

SITE PLAN
1/250

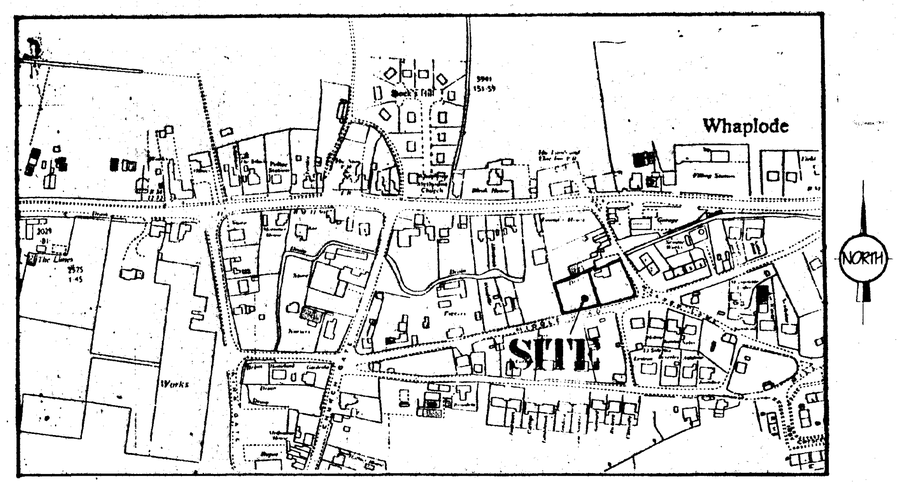

LOCATION PLAN
1/2500

ref	revision	date

G. R. MERCHANT
I.ENG AMICE FIWO

ARCHITECTURAL, STRUCTURAL AND LAND DRAINAGE CONSULTANTS

Unit 4, Wrights Mews
12A Park Road, Holbeach,
Spalding, Lincs. PE12 7EE
Tel: 01406 490800
Fax: 01406 425744
E-Mail: G. R. Merchant @ Merchant. FS. Co. UK

Project
BUNGALOW & GARAGE
MIDDLE ROAD
WHAPLODE
SPALDING LINCS

Client
MR & MRS R P AMES

Drawing
SITE & LOCATION PLANS

Job Ref	Drawing No
297/01	01
Date	Drawn
JULY 2001	GRM

Scales
AS INDICATED

DO NOT SCALE FROM THIS DRAWING

This drawing is copyright and may not be altered, traced, photographed or used for any other purpose other than that for which it is issued. The General Contractor is to check all dimensions on site and report any discrepancies to the Architect. All details shown on this drawing including Specifications are based upon typical site conditions related to the area. No responsibility can be accepted for abnormal conditions which may be discovered during construction unless reported to the Architect so that design amendments may be considered. Site and surveys are recommended in respect of foundations to establish specific site conditions before foundation work is undertaken. This drawing is limited to the amount of information contained and does not purport to contain a full specification of the works. It is solely for the purpose of obtaining Planning / Building Regulation approval. This drawing must not be used as a contract document alone. The works will not be supervised or inspected on site by G R Merchant or any representative thereof. It is the client or their appointed agents responsibility to control workmanship, substitution of materials, adherence to specification, variations to contract etc.

All materials to be new unless otherwise stated and all components and materials etc. to be used fitted and installed etc. in strict accordance with manufacturers instruction and relevant code of practice. Materials shall conform to appropriate British standard specification or BSA certificate or European code approved. The Employer / Client shall ensure that the selected contractor is appointed with and adopts all measures necessary to achieve compliance with Health and Safety Regulation for Building sites and Work places. The Employer / Client is advised that should the works need to comply with the Construction Design and Management Regulations an Independent Planning Supervisor will be required. The works shall comprise of all that is shown on the drawing and details. Work that may not specifically shown but may be reasonably inferred as necessary to carry out the works shall be deemed to be included.